



MSVR

Cadwell Park

21st / 22nd May 2011



Results Provided by Timing Solutions Ltd
www.tsl-timing.com

Club MSV Track Day Trophy

QUALIFYING - RACE 3 - CLASSIFICATION

| POS | NO | CL | NAME | ENTRY | TIME | ON | LAPS | GAP | DIFF | MPH |
|-----|----|-----|------------------------------|---------------------|-----------------|----|------|---------------|--------|-------|
| 1 | 66 | Sat | GOFF/CAPSTICK | K.O.K Support | 1:40.631 | 7 | 9 | | | 78.23 |
| 2 | 56 | Sat | HAMILTON/BUXTON | Smart Van | 1:42.141 | 5 | 7 | 1.510 | 1.510 | 77.08 |
| 3 | 6 | Sat | David THOMAS | Team Cream Slice | 1:43.247 | 14 | 15 | 2.616 | 1.106 | 76.25 |
| 4 | 24 | Sat | James BRITTON | J P Racing | 1:43.615 | 13 | 15 | 2.984 | 0.368 | 75.98 |
| 5 | 70 | Sat | Neil NEWSTEAD | NN Racing | 1:43.952 | 14 | 16 | 3.321 | 0.337 | 75.73 |
| 6 | 28 | Sat | BURNETT/JOKINEN | Team Socram | 1:44.988 | 9 | 13 | 4.357 | 1.036 | 74.99 |
| 7 | 50 | Sat | SCARBOROUGH/SHARPE | Skellys Heroes | 1:45.068 | 11 | 13 | 4.437 | 0.080 | 74.93 |
| 8 | 22 | Sat | LITTLEWOOD/LITTLEWOOD | Littlewood Racing | 1:46.753 | 13 | 13 | 6.122 | 1.685 | 73.75 |
| 9 | 48 | Sat | WRIGHT/CAMERON | Team Tactics | 1:47.163 | 10 | 14 | 6.532 | 0.410 | 73.46 |
| 10 | 3 | Sat | COMPAAN/MARAIS | Windgat Racing | 1:48.341 | 14 | 15 | 7.710 | 1.178 | 72.66 |
| 11 | 37 | Sat | O'MAHONY/MEENAN | MOM Motorsport | 1:48.923 | 13 | 14 | 8.292 | 0.582 | 72.28 |
| 12 | 64 | Sat | McHUGH/McHUGH | McQ Motorsport | 1:49.751 | 14 | 15 | 9.120 | 0.828 | 71.73 |
| 13 | 4 | Sat | HONEYBONE/BROWN | Apple Car Centre | 1:49.975 | 10 | 14 | 9.344 | 0.224 | 71.59 |
| 14 | 71 | Sat | HEYWOOD/CUMMINGS | Chav Motorsport | 1:50.266 | 6 | 8 | 9.635 | 0.291 | 71.40 |
| 15 | 42 | Sat | ATKINSON/JEBSON | Podium Preparation | 1:50.391 | 5 | 14 | 9.760 | 0.125 | 71.32 |
| 16 | 99 | Sat | FLOWER/SMITH | BUC RACING | 1:52.298 | 4 | 9 | 11.667 | 1.907 | 70.10 |
| 17 | 29 | Sat | McKEEVER/WEYMOUTH | MAD Motorsport | 1:52.840 | 5 | 14 | 12.209 | 0.542 | 69.77 |
| 18 | 21 | Sat | JACKSON-MOORE/BROAD | 2 B Monkey's | 1:52.902 | 5 | 14 | 12.271 | 0.062 | 69.73 |
| 19 | 44 | Sat | READ/RICHARDS | R & R Racing | 1:53.126 | 9 | 14 | 12.495 | 0.224 | 69.59 |
| 20 | 87 | Sat | Tony TALBOT | SEDA Racing | 1:53.616 | 14 | 15 | 12.985 | 0.490 | 69.29 |
| 21 | 46 | Sat | Cliff JORDAN | Pink Express Racing | 1:53.707 | 8 | 12 | 13.076 | 0.091 | 69.24 |
| 22 | 2 | Sat | BERRY/CHAMBERS | Team Hmmm | 1:53.917 | 13 | 14 | 13.286 | 0.210 | 69.11 |
| 23 | 8 | Sat | ALLEN/PHILPOTT | Powerbell Racing 2 | 1:55.756 | 14 | 14 | 15.125 | 1.839 | 68.01 |
| 24 | 54 | Sat | ALLEN/BLAKES | Powerbell Racing | 1:56.791 | 5 | 13 | 16.160 | 1.035 | 67.41 |
| 25 | 73 | Sat | Steven PARKER | Parkside | 1:56.832 | 5 | 10 | 16.201 | 0.041 | 67.38 |
| 26 | 88 | Sat | LONGWORTH/McCORMACK | T.F.L Racing | 1:57.187 | 7 | 8 | 16.556 | 0.355 | 67.18 |
| 27 | 61 | Sat | DOHERTY/SUMMER | Mazda MX5 | 2:07.366 | 6 | 11 | 26.735 | 10.179 | 61.81 |

Weather / Track : Bright / Dry
 These results are provisional until the conclusion of any judicial and technical matters.

Cadwell Park
 Circuit Length = 2.1870 miles
 Start: 08:59 End: 09:31

| | |
|-------------------|--------------|
| Clerk of Course : | Timekeeper : |
|-------------------|--------------|

Club MSV Track Day Trophy

QUALIFYING - RACE 3 - LAP ANALYSIS

| | | | | | | | | | | |
|-----------|------------------------------|------------|--------------------|------|-----------------|----------|--------------------|--------------------|--|--|
| 2 | BERRY/CHAMBERS | | | | | | Sat | Team Hmmm | | |
| 1 - | 2:13.154 | + 19.237 | 9:02:57.093 | 8 - | 2:09.712 | + 15.795 | 9:19:59.528 | | | |
| 2 - | 1:58.697 | + 4.780 | 9:04:55.790 | 9 - | 1:57.547 | + 3.630 | 9:21:57.075 | | | |
| 3 - | 1:59.349 | + 5.432 | 9:06:55.139 | 10 - | 1:57.195 | + 3.278 | 9:23:54.270 | | | |
| 4 - | 1:59.662 | + 5.745 | 9:08:54.801 | 11 - | 1:54.476 | + 0.559 | 9:25:48.746 | | | |
| 5 - | 1:56.013 | + 2.096 | 9:10:50.814 | 12 - | 1:54.721 | + 0.804 | 9:27:43.467 | | | |
| 6 - | 1:55.444 | + 1.527 | 9:12:46.258 | 13 - | 1:53.917 | | 9:29:37.384 | | | |
| 7 - | 5:03.558 P | + 3:09.641 | 9:17:49.816 | 14 - | 1:58.643 | + 4.726 | 9:31:36.027 | | | |
| 3 | COMPAAN/MARAIS | | | | | | Sat | Windgat Racing | | |
| 1 - | 2:12.402 | + 24.061 | 9:03:03.931 | 9 - | 1:55.616 | + 7.275 | 9:19:32.357 | | | |
| 2 - | 1:55.214 | + 6.873 | 9:04:59.145 | 10 - | 1:52.983 | + 4.642 | 9:21:25.340 | | | |
| 3 - | 1:50.222 | + 1.881 | 9:06:49.367 | 11 - | 1:50.817 | + 2.476 | 9:23:16.157 | | | |
| 4 - | 1:54.262 | + 5.921 | 9:08:43.629 | 12 - | 1:49.918 | + 1.577 | 9:25:06.075 | | | |
| 5 - | 1:52.637 | + 4.296 | 9:10:36.266 | 13 - | 1:49.187 | + 0.846 | 9:26:55.262 | | | |
| 6 - | 3:08.534 P | + 1:20.193 | 9:13:44.800 | 14 - | 1:48.341 | | 9:28:43.603 | | | |
| 7 - | 2:00.243 | + 11.902 | 9:15:45.043 | 15 - | 1:49.994 | + 1.653 | 9:30:33.597 | | | |
| 8 - | 1:51.698 | + 3.357 | 9:17:36.741 | | | | | | | |
| 4 | HONEYBONE/BROWN | | | | | | Sat | Apple Car Centre | | |
| 1 - | 2:19.211 | + 29.236 | 9:02:57.719 | 8 - | 1:52.434 | + 2.459 | 9:18:41.071 | | | |
| 2 - | 1:58.019 | + 8.044 | 9:04:55.738 | 9 - | 1:50.218 | + 0.243 | 9:20:31.289 | | | |
| 3 - | 1:52.966 | + 2.991 | 9:06:48.704 | 10 - | 1:49.975 | | 9:22:21.264 | | | |
| 4 - | 1:51.364 | + 1.389 | 9:08:40.068 | 11 - | 1:53.375 | + 3.400 | 9:24:14.639 | | | |
| 5 - | 1:56.019 | + 6.044 | 9:10:36.087 | 12 - | 1:51.548 | + 1.573 | 9:26:06.187 | | | |
| 6 - | 4:08.166 P | + 2:18.191 | 9:14:44.253 | 13 - | 1:50.842 | + 0.867 | 9:27:57.029 | | | |
| 7 - | 2:04.384 | + 14.409 | 9:16:48.637 | 14 - | 1:53.988 | + 4.013 | 9:29:51.017 | | | |
| 6 | David THOMAS | | | | | | Sat | Team Cream Slice | | |
| 1 - | 2:05.788 | + 22.541 | 9:03:19.043 | 9 - | 1:47.943 | + 4.696 | 9:19:29.271 | | | |
| 2 - | 1:57.412 | + 14.165 | 9:05:16.455 | 10 - | 1:45.438 | + 2.191 | 9:21:14.709 | | | |
| 3 - | 1:57.820 | + 14.573 | 9:07:14.275 | 11 - | 1:45.876 | + 2.629 | 9:23:00.585 | | | |
| 4 - | 1:44.687 | + 1.440 | 9:08:58.962 | 12 - | 1:44.233 | + 0.986 | 9:24:44.818 | | | |
| 5 - | 3:20.878 P | + 1:37.631 | 9:12:19.840 | 13 - | 1:45.500 | + 2.253 | 9:26:30.318 | | | |
| 6 - | 1:47.990 | + 4.743 | 9:14:07.830 | 14 - | 1:43.247 | | 9:28:13.565 | | | |
| 7 - | 1:49.584 | + 6.337 | 9:15:57.414 | 15 - | 1:43.676 | + 0.429 | 9:29:57.241 | | | |
| 8 - | 1:43.914 | + 0.667 | 9:17:41.328 | | | | | | | |
| 8 | ALLEN/PHILPOTT | | | | | | Sat | Powerbell Racing 2 | | |
| 1 - | 2:27.829 | + 32.073 | 9:03:04.091 | 8 - | 2:11.232 | + 15.476 | 9:19:07.923 | | | |
| 2 - | 2:11.500 | + 15.744 | 9:05:15.591 | 9 - | 2:00.618 | + 4.862 | 9:21:08.541 | | | |
| 3 - | 2:08.441 | + 12.685 | 9:07:24.032 | 10 - | 1:58.276 | + 2.520 | 9:23:06.817 | | | |
| 4 - | 2:01.880 | + 6.124 | 9:09:25.912 | 11 - | 1:57.747 | + 1.991 | 9:25:04.564 | | | |
| 5 - | 2:01.395 | + 5.639 | 9:11:27.307 | 12 - | 1:58.947 | + 3.191 | 9:27:03.511 | | | |
| 6 - | 2:01.388 | + 5.632 | 9:13:28.695 | 13 - | 1:58.593 | + 2.837 | 9:29:02.104 | | | |
| 7 - | 3:27.996 P | + 1:32.240 | 9:16:56.691 | 14 - | 1:55.756 | | 9:30:57.860 | | | |
| 21 | JACKSON-MOORE/BROAD | | | | | | Sat | 2 B Monkey's | | |
| 1 - | 2:13.995 | + 21.093 | 9:03:32.697 | 8 - | 2:04.338 | + 11.436 | 9:19:34.948 | | | |
| 2 - | 1:55.956 | + 3.054 | 9:05:28.653 | 9 - | 2:04.259 | + 11.357 | 9:21:39.207 | | | |
| 3 - | 2:02.144 | + 9.242 | 9:07:30.797 | 10 - | 2:00.295 | + 7.393 | 9:23:39.502 | | | |
| 4 - | 1:57.093 | + 4.191 | 9:09:27.890 | 11 - | 1:59.042 | + 6.140 | 9:25:38.544 | | | |
| 5 - | 1:52.902 | | 9:11:20.792 | 12 - | 1:57.621 | + 4.719 | 9:27:36.165 | | | |
| 6 - | 3:52.602 P | + 1:59.700 | 9:15:13.394 | 13 - | 1:56.078 | + 3.176 | 9:29:32.243 | | | |
| 7 - | 2:17.216 | + 24.314 | 9:17:30.610 | 14 - | 1:54.532 | + 1.630 | 9:31:26.775 | | | |
| 22 | LITTLEWOOD/LITTLEWOOD | | | | | | Sat | Littlewood Racing | | |
| 1 - | 2:27.700 | + 40.947 | 9:03:02.266 | 8 - | 1:53.443 | + 6.690 | 9:21:17.886 | | | |
| 2 - | 2:11.275 | + 24.522 | 9:05:13.541 | 9 - | 1:51.367 | + 4.614 | 9:23:09.253 | | | |
| 3 - | 4:12.370 P | + 2:25.617 | 9:09:25.911 | 10 - | 1:49.457 | + 2.704 | 9:24:58.710 | | | |
| 4 - | 2:03.177 | + 16.424 | 9:11:29.088 | 11 - | 1:50.505 | + 3.752 | 9:26:49.215 | | | |
| 5 - | 1:52.271 | + 5.518 | 9:13:21.359 | 12 - | 1:49.607 | + 2.854 | 9:28:38.822 | | | |

Weather / Track : Bright / Dry

Cadwell Park
Circuit Length = 2.1870 miles
Start: 08:59 End: 09:31

Club MSV Track Day Trophy

QUALIFYING - RACE 3 - LAP ANALYSIS

| | | | | | | | |
|-----------|--------------------------|------------|-------------------------|------|-----------------|------------|--------------------|
| 6 - | 3:56.929 P | + 2:10.176 | 9:17:18.288 | 13 - | 1:46.753 | | 9:30:25.575 |
| 7 - | 2:06.155 | + 19.402 | 9:19:24.443 | | | | |
| 24 | James BRITTON | | Sat J P Racing | | | | |
| 1 - | 2:25.427 | + 41.812 | 9:02:53.583 | 9 - | 4:05.014 P | + 2:21.399 | 9:19:30.628 |
| 2 - | 1:47.851 | + 4.236 | 9:04:41.434 | 10 - | 1:54.908 | + 11.293 | 9:21:25.536 |
| 3 - | 1:48.584 | + 4.969 | 9:06:30.018 | 11 - | 1:49.338 | + 5.723 | 9:23:14.874 |
| 4 - | 1:46.397 | + 2.782 | 9:08:16.415 | 12 - | 1:47.600 | + 3.985 | 9:25:02.474 |
| 5 - | 1:48.566 | + 4.951 | 9:10:04.981 | 13 - | 1:43.615 | | 9:26:46.089 |
| 6 - | 1:47.650 | + 4.035 | 9:11:52.631 | 14 - | 1:43.978 | + 0.363 | 9:28:30.067 |
| 7 - | 1:45.665 | + 2.050 | 9:13:38.296 | 15 - | 1:43.995 | + 0.380 | 9:30:14.062 |
| 8 - | 1:47.318 | + 3.703 | 9:15:25.614 | | | | |
| 28 | BURNETT/JOKINEN | | Sat Team Socram | | | | |
| 1 - | 2:14.981 | + 29.993 | 9:05:45.192 | 8 - | 1:49.242 | + 4.254 | 9:18:39.051 |
| 2 - | 1:49.048 | + 4.060 | 9:07:34.240 | 9 - | 1:44.988 | | 9:20:24.039 |
| 3 - | 1:49.620 | + 4.632 | 9:09:23.860 | 10 - | 4:36.207 P | + 2:51.219 | 9:25:00.246 |
| 4 - | 1:50.465 | + 5.477 | 9:11:14.325 | 11 - | 2:16.796 | + 31.808 | 9:27:17.042 |
| 5 - | 1:50.610 | + 5.622 | 9:13:04.935 | 12 - | 2:00.430 | + 15.442 | 9:29:17.472 |
| 6 - | 1:49.883 | + 4.895 | 9:14:54.818 | 13 - | 1:58.646 | + 13.658 | 9:31:16.118 |
| 7 - | 1:54.991 | + 10.003 | 9:16:49.809 | | | | |
| 29 | McKEEVER/WEYMOUTH | | Sat MAD Motorsport | | | | |
| 1 - | 2:10.537 | + 17.697 | 9:03:14.642 | 8 - | 2:15.416 | + 22.576 | 9:19:28.802 |
| 2 - | 2:11.624 | + 18.784 | 9:05:26.266 | 9 - | 1:56.417 | + 3.577 | 9:21:25.219 |
| 3 - | 1:59.812 | + 6.972 | 9:07:26.078 | 10 - | 1:54.891 | + 2.051 | 9:23:20.110 |
| 4 - | 2:00.107 | + 7.267 | 9:09:26.185 | 11 - | 1:57.254 | + 4.414 | 9:25:17.364 |
| 5 - | 1:52.840 | | 9:11:19.025 | 12 - | 1:56.292 | + 3.452 | 9:27:13.656 |
| 6 - | 1:53.889 | + 1.049 | 9:13:12.914 | 13 - | 1:57.928 | + 5.088 | 9:29:11.584 |
| 7 - | 4:00.472 P | + 2:07.632 | 9:17:13.386 | 14 - | 1:55.716 | + 2.876 | 9:31:07.300 |
| 37 | O'MAHONY/MEENAN | | Sat MOM Motorsport | | | | |
| 1 - | 2:14.408 | + 25.485 | 9:03:32.170 | 8 - | 2:06.200 | + 17.277 | 9:18:57.578 |
| 2 - | 1:55.418 | + 6.495 | 9:05:27.588 | 9 - | 1:52.124 | + 3.201 | 9:20:49.702 |
| 3 - | 2:02.256 | + 13.333 | 9:07:29.844 | 10 - | 1:51.135 | + 2.212 | 9:22:40.837 |
| 4 - | 1:57.158 | + 8.235 | 9:09:27.002 | 11 - | 1:49.020 | + 0.097 | 9:24:29.857 |
| 5 - | 1:52.399 | + 3.476 | 9:11:19.401 | 12 - | 1:52.489 | + 3.566 | 9:26:22.346 |
| 6 - | 1:59.128 | + 10.205 | 9:13:18.529 | 13 - | 1:48.923 | | 9:28:11.269 |
| 7 - | 3:32.849 P | + 1:43.926 | 9:16:51.378 | 14 - | 1:50.243 | + 1.320 | 9:30:01.512 |
| 42 | ATKINSON/JEBSON | | Sat Podium Preparation | | | | |
| 1 - | 2:04.651 | + 14.260 | 9:03:06.819 | 8 - | 1:59.843 | + 9.452 | 9:19:13.228 |
| 2 - | 1:57.522 | + 7.131 | 9:05:04.341 | 9 - | 1:56.869 | + 6.478 | 9:21:10.097 |
| 3 - | 1:53.026 | + 2.635 | 9:06:57.367 | 10 - | 1:59.104 | + 8.713 | 9:23:09.201 |
| 4 - | 2:03.532 | + 13.141 | 9:09:00.899 | 11 - | 1:57.141 | + 6.750 | 9:25:06.342 |
| 5 - | 1:50.391 | | 9:10:51.290 | 12 - | 2:05.911 | + 15.520 | 9:27:12.253 |
| 6 - | 4:12.229 P | + 2:21.838 | 9:15:03.519 | 13 - | 1:58.303 | + 7.912 | 9:29:10.556 |
| 7 - | 2:09.866 | + 19.475 | 9:17:13.385 | 14 - | 1:53.147 | + 2.756 | 9:31:03.703 |
| 44 | READ/RICHARDS | | Sat R & R Racing | | | | |
| 1 - | 2:11.296 | + 18.170 | 9:03:09.179 | 8 - | 1:56.532 | + 3.406 | 9:17:05.700 |
| 2 - | 2:07.266 | + 14.140 | 9:05:16.445 | 9 - | 1:53.126 | | 9:18:58.826 |
| 3 - | 2:02.195 | + 9.069 | 9:07:18.640 | 10 - | 4:00.045 P | + 2:06.919 | 9:22:58.871 |
| 4 - | 1:57.185 | + 4.059 | 9:09:15.825 | 11 - | 2:08.978 | + 15.852 | 9:25:07.849 |
| 5 - | 2:00.414 | + 7.288 | 9:11:16.239 | 12 - | 1:58.999 | + 5.873 | 9:27:06.848 |
| 6 - | 1:58.523 | + 5.397 | 9:13:14.762 | 13 - | 1:58.390 | + 5.264 | 9:29:05.238 |
| 7 - | 1:54.406 | + 1.280 | 9:15:09.168 | 14 - | 1:59.061 | + 5.935 | 9:31:04.299 |
| 46 | Cliff JORDAN | | Sat Pink Express Racing | | | | |
| 1 - | 2:08.991 | + 15.284 | 9:03:17.360 | 7 - | 1:53.774 | + 0.067 | 9:16:21.785 |
| 2 - | 2:04.488 | + 10.781 | 9:05:21.848 | 8 - | 1:53.707 | | 9:18:15.492 |
| 3 - | 2:02.802 | + 9.095 | 9:07:24.650 | 9 - | 1:54.297 | + 0.590 | 9:20:09.789 |
| 4 - | 1:57.761 | + 4.054 | 9:09:22.411 | 10 - | 3:03.488 P | + 1:09.781 | 9:23:13.277 |

Weather / Track : Bright / Dry

Cadwell Park
Circuit Length = 2.1870 miles
Start: 08:59 End: 09:31

Club MSV Track Day Trophy

QUALIFYING - RACE 3 - LAP ANALYSIS

| | | | | | | | |
|-----------|--|------------|--------------------|------|-----------------|------------|--------------------|
| 5 - | 3:06.367 P | + 1:12.660 | 9:12:28.778 | 11 - | 2:03.213 | + 9.506 | 9:25:16.490 |
| 6 - | 1:59.233 | + 5.526 | 9:14:28.011 | 12 - | 1:55.430 | + 1.723 | 9:27:11.920 |
| 48 | WRIGHT/CAMERON Sat Team Tactics | | | | | | |
| 1 - | 2:03.546 | + 16.383 | 9:03:08.768 | 8 - | 1:49.993 | + 2.830 | 9:20:10.571 |
| 2 - | 1:58.820 | + 11.657 | 9:05:07.588 | 9 - | 1:52.926 | + 5.763 | 9:22:03.497 |
| 3 - | 1:54.685 | + 7.522 | 9:07:02.273 | 10 - | 1:47.163 | | 9:23:50.660 |
| 4 - | 1:50.343 | + 3.180 | 9:08:52.616 | 11 - | 1:48.148 | + 0.985 | 9:25:38.808 |
| 5 - | 1:48.572 | + 1.409 | 9:10:41.188 | 12 - | 1:48.336 | + 1.173 | 9:27:27.144 |
| 6 - | 5:41.722 P | + 3:54.559 | 9:16:22.910 | 13 - | 1:50.478 | + 3.315 | 9:29:17.622 |
| 7 - | 1:57.668 | + 10.505 | 9:18:20.578 | 14 - | 1:53.237 | + 6.074 | 9:31:10.859 |
| 50 | SCARBOROUGH/SHARPE Sat Skellys Heroes | | | | | | |
| 1 - | 2:11.443 | + 26.375 | 9:03:05.019 | 8 - | 3:19.194 P | + 1:34.126 | 9:17:58.019 |
| 2 - | 1:58.281 | + 13.213 | 9:05:03.300 | 9 - | 1:57.033 | + 11.965 | 9:19:55.052 |
| 3 - | 1:51.816 | + 6.748 | 9:06:55.116 | 10 - | 1:47.531 | + 2.463 | 9:21:42.583 |
| 4 - | 1:48.907 | + 3.839 | 9:08:44.023 | 11 - | 1:45.068 | | 9:23:27.651 |
| 5 - | 2:01.780 | + 16.712 | 9:10:45.803 | 12 - | 1:48.254 | + 3.186 | 9:25:15.905 |
| 6 - | 1:49.487 | + 4.419 | 9:12:35.290 | 13 - | 1:50.298 | + 5.230 | 9:27:06.203 |
| 7 - | 2:03.535 | + 18.467 | 9:14:38.825 | | | | |
| 54 | ALLEN/SAUNDERS Sat Powerbell Racing | | | | | | |
| 1 - | 2:14.312 | + 17.521 | 9:03:11.801 | 8 - | 2:39.177 | + 42.386 | 9:19:41.930 |
| 2 - | 2:05.078 | + 8.287 | 9:05:16.879 | 9 - | 2:24.725 | + 27.934 | 9:22:06.655 |
| 3 - | 2:01.955 | + 5.164 | 9:07:18.834 | 10 - | 2:19.694 | + 22.903 | 9:24:26.349 |
| 4 - | 1:57.747 | + 0.956 | 9:09:16.581 | 11 - | 2:19.600 | + 22.809 | 9:26:45.949 |
| 5 - | 1:56.791 | | 9:11:13.372 | 12 - | 2:18.048 | + 21.257 | 9:29:03.997 |
| 6 - | 1:57.733 | + 0.942 | 9:13:11.105 | 13 - | 2:14.802 | + 18.011 | 9:31:18.799 |
| 7 - | 3:51.648 P | + 1:54.857 | 9:17:02.753 | | | | |
| 56 | HAMILTON/BUXTON Sat Smart Van | | | | | | |
| 1 - | 2:26.195 | + 44.054 | 9:02:52.306 | 5 - | 1:42.141 | | 9:09:50.213 |
| 2 - | 1:46.349 | + 4.208 | 9:04:38.655 | 6 - | 1:42.538 | + 0.397 | 9:11:32.751 |
| 3 - | 1:45.165 | + 3.024 | 9:06:23.820 | 7 - | 1:45.689 | + 3.548 | 9:13:18.440 |
| 4 - | 1:44.252 | + 2.111 | 9:08:08.072 | | | | |
| 61 | ??? | | | | | | |
| 1 - | 2:20.954 | + 13.588 | 9:05:53.905 | 7 - | 5:53.042 | + 3:45.676 | 9:22:41.950 |
| 2 - | 2:18.007 | + 10.641 | 9:08:11.912 | 8 - | 2:13.101 | + 5.735 | 9:24:55.051 |
| 3 - | 2:11.754 | + 4.388 | 9:10:23.666 | 9 - | 2:11.355 | + 3.989 | 9:27:06.406 |
| 4 - | 2:09.848 | + 2.482 | 9:12:33.514 | 10 - | 2:11.599 | + 4.233 | 9:29:18.005 |
| 5 - | 2:08.028 | + 0.662 | 9:14:41.542 | 11 - | 2:08.026 | + 0.660 | 9:31:26.031 |
| 6 - | 2:07.366 | | 9:16:48.908 | | | | |
| 64 | McHUGH/McHUGH Sat McQ Motorsport | | | | | | |
| 1 - | 2:09.374 | + 19.623 | 9:03:19.651 | 9 - | 1:59.723 | + 9.972 | 9:20:21.820 |
| 2 - | 2:04.773 | + 15.022 | 9:05:24.424 | 10 - | 1:50.556 | + 0.805 | 9:22:12.376 |
| 3 - | 2:00.984 | + 11.233 | 9:07:25.408 | 11 - | 1:50.365 | + 0.614 | 9:24:02.741 |
| 4 - | 1:57.986 | + 8.235 | 9:09:23.394 | 12 - | 1:50.713 | + 0.962 | 9:25:53.454 |
| 5 - | 1:54.804 | + 5.053 | 9:11:18.198 | 13 - | 1:50.025 | + 0.274 | 9:27:43.479 |
| 6 - | 1:52.952 | + 3.201 | 9:13:11.150 | 14 - | 1:49.751 | | 9:29:33.230 |
| 7 - | 1:51.336 | + 1.585 | 9:15:02.486 | 15 - | 1:52.882 | + 3.131 | 9:31:26.112 |
| 8 - | 3:19.611 P | + 1:29.860 | 9:18:22.097 | | | | |
| 66 | GOFF/CAPSTICK Sat K.O.K Support | | | | | | |
| 1 - | 2:26.772 | + 46.141 | 9:02:53.524 | 6 - | 1:44.128 | + 3.497 | 9:14:07.832 |
| 2 - | 1:55.122 | + 14.491 | 9:04:48.646 | 7 - | 1:40.631 | | 9:15:48.463 |
| 3 - | 1:53.143 | + 12.512 | 9:06:41.789 | 8 - | 1:41.833 | + 1.202 | 9:17:30.296 |
| 4 - | 3:39.614 P | + 1:58.983 | 9:10:21.403 | 9 - | 1:42.563 | + 1.932 | 9:19:12.859 |
| 5 - | 2:02.301 | + 21.670 | 9:12:23.704 | | | | |
| 70 | Neil NEWSTEAD Sat NN Racing | | | | | | |
| 1 - | 2:24.136 | + 40.184 | 9:02:48.034 | 9 - | 1:48.500 | + 4.548 | 9:17:18.289 |

Weather / Track : Bright / Dry

Cadwell Park
Circuit Length = 2.1870 miles
Start: 08:59 End: 09:31

Club MSV Track Day Trophy

QUALIFYING - RACE 3 - LAP ANALYSIS

| | | | | | | | |
|-----------|---|------------|--------------------|------|-----------------|-------------|--------------------|
| 2 - | 1:50.206 | + 6.254 | 9:04:38.240 | 10 - | 1:49.655 | + 5.703 | 9:19:07.944 |
| 3 - | 1:48.839 | + 4.887 | 9:06:27.079 | 11 - | 1:46.078 | + 2.126 | 9:20:54.022 |
| 4 - | 1:47.433 | + 3.481 | 9:08:14.512 | 12 - | 1:46.827 | + 2.875 | 9:22:40.849 |
| 5 - | 1:50.040 | + 6.088 | 9:10:04.552 | 13 - | 1:44.903 | + 0.951 | 9:24:25.752 |
| 6 - | 1:47.946 | + 3.994 | 9:11:52.498 | 14 - | 1:43.952 | | 9:26:09.704 |
| 7 - | 1:49.098 | + 5.146 | 9:13:41.596 | 15 - | 1:47.702 | + 3.750 | 9:27:57.406 |
| 8 - | 1:48.193 | + 4.241 | 9:15:29.789 | 16 - | 1:52.583 | + 8.631 | 9:29:49.989 |
| 71 | HEYWOOD/CUMMINGS Sat Chav Motorsport | | | | | | |
| 1 - | 2:12.283 | + 22.017 | 9:03:05.589 | 5 - | 1:51.848 | + 1.582 | 9:10:46.264 |
| 2 - | 2:04.595 | + 14.329 | 9:05:10.184 | 6 - | 1:50.266 | | 9:12:36.530 |
| 3 - | 1:53.965 | + 3.699 | 9:07:04.149 | 7 - | 1:52.857 | + 2.591 | 9:14:29.387 |
| 4 - | 1:50.267 | + 0.001 | 9:08:54.416 | 8 - | 1:58.237 | + 7.971 | 9:16:27.624 |
| 73 | Steven PARKER Sat Parkside | | | | | | |
| 1 - | 2:06.626 | + 9.794 | 9:03:14.140 | 6 - | 1:58.686 | + 1.854 | 9:13:13.145 |
| 2 - | 2:04.102 | + 7.270 | 9:05:18.242 | 7 - | 12:07.915 | + 10:11.083 | 9:25:21.060 |
| 3 - | 2:01.049 | + 4.217 | 9:07:19.291 | 8 - | 2:00.900 | + 4.068 | 9:27:21.960 |
| 4 - | 1:58.336 | + 1.504 | 9:09:17.627 | 9 - | 2:01.339 | + 4.507 | 9:29:23.299 |
| 5 - | 1:56.832 | | 9:11:14.459 | 10 - | 2:03.247 | + 6.415 | 9:31:26.546 |
| 87 | Tony TALBOT Sat SEDA Racing | | | | | | |
| 1 - | 2:19.997 | + 26.381 | 9:02:59.337 | 9 - | 1:59.601 | + 5.985 | 9:20:04.495 |
| 2 - | 2:04.009 | + 10.393 | 9:05:03.346 | 10 - | 1:59.234 | + 5.618 | 9:22:03.729 |
| 3 - | 2:03.792 | + 10.176 | 9:07:07.138 | 11 - | 1:54.722 | + 1.106 | 9:23:58.451 |
| 4 - | 2:00.054 | + 6.438 | 9:09:07.192 | 12 - | 1:54.868 | + 1.252 | 9:25:53.319 |
| 5 - | 1:59.269 | + 5.653 | 9:11:06.461 | 13 - | 1:55.240 | + 1.624 | 9:27:48.559 |
| 6 - | 1:57.830 | + 4.214 | 9:13:04.291 | 14 - | 1:53.616 | | 9:29:42.175 |
| 7 - | 1:57.325 | + 3.709 | 9:15:01.616 | 15 - | 1:54.453 | + 0.837 | 9:31:36.628 |
| 8 - | 3:03.278 P | + 1:09.662 | 9:18:04.894 | | | | |
| 88 | LONGWORTH/McCORMACK Sat T.F.L Racing | | | | | | |
| 1 - | 2:17.350 | + 20.163 | 9:03:08.544 | 5 - | 2:09.344 | + 12.157 | 9:13:38.247 |
| 2 - | 2:13.070 | + 15.883 | 9:05:21.614 | 6 - | 2:00.010 | + 2.823 | 9:15:38.257 |
| 3 - | 2:12.340 | + 15.153 | 9:07:33.954 | 7 - | 1:57.187 | | 9:17:35.444 |
| 4 - | 3:54.949 P | + 1:57.762 | 9:11:28.903 | 8 - | 2:00.078 | + 2.891 | 9:19:35.522 |
| 99 | FLOWER/SMITH Sat BUC RACING | | | | | | |
| 1 - | 2:18.159 | + 25.861 | 9:02:54.792 | 6 - | 2:05.375 | + 13.077 | 9:14:18.528 |
| 2 - | 1:54.286 | + 1.988 | 9:04:49.078 | 7 - | 1:53.592 | + 1.294 | 9:16:12.120 |
| 3 - | 1:54.485 | + 2.187 | 9:06:43.563 | 8 - | 1:52.866 | + 0.568 | 9:18:04.986 |
| 4 - | 1:52.298 | | 9:08:35.861 | 9 - | 1:58.068 | + 5.770 | 9:20:03.054 |
| 5 - | 3:37.292 P | + 1:44.994 | 9:12:13.153 | | | | |

Weather / Track : Bright / Dry

Cadwell Park
 Circuit Length = 2.1870 miles
 Start: 08:59 End: 09:31

Club MSV Track Day Trophy

RACE 3 - GRID

| | | | |
|--------|--------------------------------------|------------------------------------|----------------------------------|
| ROW 14 | | 2:07.366 61 DOHERTY/SUMMER | |
| ROW 13 | 1:57.187 88 LONGWORTH/McCORMACK | | 1:56.832 73 Steven PARKER |
| ROW 12 | 1:56.791 54 ALLEN/BLAKES | 1:55.756 8 ALLEN/PHILPOTT | |
| ROW 11 | | 1:53.917 2 BERRY/CHAMBERS | 1:53.707 46 Cliff JORDAN |
| ROW 10 | 1:53.616 87 Tony TALBOT | 1:53.126 44 READ/RICHARDS | |
| ROW 9 | | 1:52.902 21 JACKSON-MOORE/BROAD | 1:52.840 29 McKEEVER/WEYMOUTH |
| ROW 8 | 1:52.298 99 FLOWER/SMITH | 1:50.391 42 ATKINSON/JEBSON | |
| ROW 7 | | 1:50.266 71 HEYWOOD/CUMMINGS | 1:49.975 4 HONEYBONE/BROWN |
| ROW 6 | 1:49.751 64 McHUGH/McHUGH | 1:48.923 37 O'MAHONY/MEENAN | |
| ROW 5 | | 1:48.341 3 COMPAAAN/MARAIS | 1:47.163 48 WRIGHT/CAMERON |
| ROW 4 | 1:46.753 22 LITTLEWOOD/LITTLEWOOD | 1:45.068 50 SCARBOROUGH/SHARPE | |
| ROW 3 | | 1:44.988 28 BURNETT/JOKINEN | 1:43.952 70 Neil NEWSTEAD |
| ROW 2 | 1:43.615 24 James BRITTON | 1:43.247 6 David THOMAS | |
| ROW 1 | | 1:42.141 56 HAMILTON/BUXTON | 1:40.631 66 GOFF/CAPSTICK |

Pole

Cadwell Park
Circuit Length = 2.1870 miles

Clerk of Course :

Timekeeper :

Monoposto 1800, 1600, 1400 & 1000
QUALIFYING - RACE 2 - CLASSIFICATION

| POS | NO | CL | NAME | ENTRY | TIME | ON | LAPS | GAP | DIFF | MPH |
|-----|----|----|------------------|-------------------------|----------|----|------|--------|-------|-------|
| 1 | 27 | 10 | James O'REILLY | Speads | 1:29.160 | 3 | 8 | | | 88.30 |
| 2 | 30 | 10 | Marc FORTUNE | Jedi MK6 | 1:29.343 | 3 | 7 | 0.183 | 0.183 | 88.12 |
| 3 | 29 | 10 | Dax WARD | Jedi MK6 | 1:29.792 | 9 | 9 | 0.632 | 0.449 | 87.68 |
| 4 | 56 | 18 | Ewen SERGISON | Swift SZ99 | 1:32.835 | 5 | 9 | 3.675 | 3.043 | 84.80 |
| 5 | 3 | 10 | Adrian WRIGHT | GEM AW2 | 1:33.573 | 9 | 9 | 4.413 | 0.738 | 84.13 |
| 6 | 85 | 18 | Peter BRAGG | Mygale SJ00 | 1:33.735 | 8 | 9 | 4.575 | 0.162 | 83.99 |
| 7 | 8 | 10 | John RAWLINGS | Speads RM07 | 1:34.456 | 8 | 9 | 5.296 | 0.721 | 83.35 |
| 8 | 10 | 10 | Dan LEVY | Jedi Mk 4 | 1:35.036 | 8 | 9 | 5.876 | 0.580 | 82.84 |
| 9 | 78 | 18 | James CHAPMAN | Van Diemen RF03 | 1:36.737 | 6 | 9 | 7.577 | 1.701 | 81.38 |
| 10 | 11 | 10 | Steve CAVE | JKS | 1:38.044 | 6 | 6 | 8.884 | 1.307 | 80.30 |
| 11 | 66 | 16 | David PARKINSON | Reynard FF | 1:39.141 | 9 | 9 | 9.981 | 1.097 | 79.41 |
| 12 | 59 | 16 | Jason TIMMS | Lola T644E | 1:39.806 | 5 | 8 | 10.646 | 0.665 | 78.88 |
| 13 | 52 | 18 | Michael DALE | Van Diemen RF82 | 1:40.410 | 6 | 9 | 11.250 | 0.604 | 78.40 |
| 14 | 99 | 16 | Geoff FERN | Formula Vauxhall Junior | 1:41.719 | 5 | 9 | 12.559 | 1.309 | 77.40 |
| 15 | 74 | 18 | Marcus SHEARD | Mygale SJ00 | 1:42.504 | 8 | 8 | 13.344 | 0.785 | 76.80 |
| 16 | 60 | 16 | Matt HAYES | Jamun M97Z | 1:43.802 | 3 | 3 | 14.642 | 1.298 | 75.84 |
| 17 | 73 | 18 | Jonathan BAGGOTT | Van Diemen RF95 | 1:45.816 | 8 | 8 | 16.656 | 2.014 | 74.40 |
| 18 | 94 | 18 | Jock SERGISON | Swift SC98Z | 1:47.319 | 7 | 8 | 18.159 | 1.503 | 73.36 |
| 19 | 15 | 10 | Len TURNER | Jedi MK6 | 1:47.672 | 4 | 8 | 18.512 | 0.353 | 73.12 |
| 20 | 57 | 16 | Eddie GUEST | Lola T640 | 1:48.541 | 8 | 8 | 19.381 | 0.869 | 72.53 |
| 21 | 55 | 18 | Prajesh SHAH | Vauxhall Formula Junior | 1:49.342 | 8 | 8 | 20.182 | 0.801 | 72.00 |
| 22 | 70 | 16 | Joe VENOR | Lola T644E | 1:50.400 | 8 | 8 | 21.240 | 1.058 | 71.31 |
| 23 | 50 | 10 | Geoffrey COWELL | Jedi Mk6 | 1:53.626 | 6 | 8 | 24.466 | 3.226 | 69.28 |

CARS 3, 55 & 60 - TRANSPONDERS NOT WORKING - FIX OR YOU WILL BE IGNORED IN THE RACE

Weather / Track : Bright / Dry
 These results are provisional until the conclusion of any judicial and technical matters.

Cadwell Park
 Circuit Length = 2.1870 miles
 Start: 09:38 End: 09:57

| | |
|-------------------|--------------|
| Clerk of Course : | Timekeeper : |
|-------------------|--------------|

Monoposto 1800, 1600, 1400 & 1000
QUALIFYING - RACE 2 - LAP ANALYSIS

| | | | | | | | |
|-----------|------------------------|------------|--------------------|-----|-----------------|------------|--------------------|
| 3 | Adrian WRIGHT | | 10 GEM AW2 | | | | |
| 1 - | 1:49.046 | + 15.473 | 9:40:31.564 | 6 - | 1:36.813 | + 3.240 | 9:48:35.823 |
| 2 - | 1:37.362 | + 3.789 | 9:42:08.926 | 7 - | 1:33.852 | + 0.279 | 9:50:09.675 |
| 3 - | 1:36.027 | + 2.454 | 9:43:44.953 | 8 - | 1:35.532 | + 1.959 | 9:51:45.207 |
| 4 - | 1:35.815 | + 2.242 | 9:45:20.768 | 9 - | 1:33.573 | | 9:53:18.780 |
| 5 - | 1:38.242 | + 4.669 | 9:46:59.010 | | | | |
| 8 | John RAWLINGS | | 10 Speads RM07 | | | | |
| 1 - | 1:58.394 | + 23.938 | 9:40:37.995 | 6 - | 1:38.491 | + 4.035 | 9:48:45.810 |
| 2 - | 1:39.663 | + 5.207 | 9:42:17.658 | 7 - | 1:39.653 | + 5.197 | 9:50:25.463 |
| 3 - | 1:35.803 | + 1.347 | 9:43:53.461 | 8 - | 1:34.456 | | 9:51:59.919 |
| 4 - | 1:35.123 | + 0.667 | 9:45:28.584 | 9 - | 1:44.072 | + 9.616 | 9:53:43.991 |
| 5 - | 1:38.735 | + 4.279 | 9:47:07.319 | | | | |
| 10 | Dan LEVY | | 10 Jedi Mk 4 | | | | |
| 1 - | 1:46.957 | + 11.921 | 9:40:33.606 | 6 - | 1:40.872 | + 5.836 | 9:48:47.597 |
| 2 - | 1:37.525 | + 2.489 | 9:42:11.131 | 7 - | 1:38.494 | + 3.458 | 9:50:26.091 |
| 3 - | 1:35.432 | + 0.396 | 9:43:46.563 | 8 - | 1:35.036 | | 9:52:01.127 |
| 4 - | 1:35.229 | + 0.193 | 9:45:21.792 | 9 - | 1:39.519 | + 4.483 | 9:53:40.646 |
| 5 - | 1:44.933 | + 9.897 | 9:47:06.725 | | | | |
| 11 | Steve CAVE | | 10 JKS | | | | |
| 1 - | 1:44.989 | + 6.945 | 9:41:08.377 | 4 - | 1:45.990 | + 7.946 | 9:51:06.868 |
| 2 - | 1:39.541 | + 1.497 | 9:42:47.918 | 5 - | 1:42.682 | + 4.638 | 9:52:49.550 |
| 3 - | 6:32.960 P | + 4:54.916 | 9:49:20.878 | 6 - | 1:38.044 | | 9:54:27.594 |
| 15 | Len TURNER | | 10 Jedi MK6 | | | | |
| 1 - | 2:02.442 | + 14.770 | 9:40:53.960 | 5 - | 1:48.743 | + 1.071 | 9:48:06.873 |
| 2 - | 1:48.718 | + 1.046 | 9:42:42.678 | 6 - | 1:54.699 | + 7.027 | 9:50:01.572 |
| 3 - | 1:47.780 | + 0.108 | 9:44:30.458 | 7 - | 1:51.507 | + 3.835 | 9:51:53.079 |
| 4 - | 1:47.672 | | 9:46:18.130 | 8 - | 1:52.884 | + 5.212 | 9:53:45.963 |
| 27 | James O'REILLY | | 10 Speads | | | | |
| 1 - | 1:42.633 | + 13.473 | 9:41:01.176 | 5 - | 1:36.838 | + 7.678 | 9:49:00.838 |
| 2 - | 1:38.120 | + 8.960 | 9:42:39.296 | 6 - | 1:33.800 | + 4.640 | 9:50:34.638 |
| 3 - | 1:29.160 | | 9:44:08.456 | 7 - | 1:30.086 | + 0.926 | 9:52:04.724 |
| 4 - | 3:15.544 P | + 1:46.384 | 9:47:24.000 | 8 - | 1:45.375 | + 16.215 | 9:53:50.099 |
| 29 | Dax WARD | | 10 Jedi MK6 | | | | |
| 1 - | 1:54.124 | + 24.332 | 9:40:30.596 | 6 - | 1:41.701 | + 11.909 | 9:48:33.308 |
| 2 - | 1:33.570 | + 3.778 | 9:42:04.166 | 7 - | 1:33.837 | + 4.045 | 9:50:07.145 |
| 3 - | 1:32.422 | + 2.630 | 9:43:36.588 | 8 - | 1:31.276 | + 1.484 | 9:51:38.421 |
| 4 - | 1:36.724 | + 6.932 | 9:45:13.312 | 9 - | 1:29.792 | | 9:53:08.213 |
| 5 - | 1:38.295 | + 8.503 | 9:46:51.607 | | | | |
| 30 | Marc FORTUNE | | 10 Jedi MK6 | | | | |
| 1 - | 1:50.682 | + 21.339 | 9:40:26.757 | 5 - | 1:30.259 | + 0.916 | 9:46:30.080 |
| 2 - | 1:30.776 | + 1.433 | 9:41:57.533 | 6 - | 3:04.642 P | + 1:35.299 | 9:49:34.722 |
| 3 - | 1:29.343 | | 9:43:26.876 | 7 - | 1:42.667 | + 13.324 | 9:51:17.389 |
| 4 - | 1:32.945 | + 3.602 | 9:44:59.821 | | | | |
| 50 | Geoffrey COWELL | | 10 Jedi Mk6 | | | | |
| 1 - | 2:05.957 | + 12.331 | 9:41:21.505 | 5 - | 1:55.297 | + 1.671 | 9:49:09.684 |
| 2 - | 1:58.745 | + 5.119 | 9:43:20.250 | 6 - | 1:53.626 | | 9:51:03.310 |
| 3 - | 1:56.795 | + 3.169 | 9:45:17.045 | 7 - | 1:55.895 | + 2.269 | 9:52:59.205 |
| 4 - | 1:57.342 | + 3.716 | 9:47:14.387 | 8 - | 1:55.747 | + 2.121 | 9:54:54.952 |
| 52 | Michael DALE | | 18 Van Diemen RF82 | | | | |
| 1 - | 1:52.944 | + 12.534 | 9:40:45.569 | 6 - | 1:40.410 | | 9:49:17.546 |
| 2 - | 1:45.486 | + 5.076 | 9:42:31.055 | 7 - | 1:41.492 | + 1.082 | 9:50:59.038 |
| 3 - | 1:42.239 | + 1.829 | 9:44:13.294 | 8 - | 1:41.283 | + 0.873 | 9:52:40.321 |

CARS 3, 55 & 60 - TRANSPONDERS NOT WORKING - FIX OR YOU WILL BE IGNORED IN THE RACE

Weather / Track : Bright / Dry

Cadwell Park
 Circuit Length = 2.1870 miles
 Start: 09:38 End: 09:57

Monoposto 1800, 1600, 1400 & 1000
QUALIFYING - RACE 2 - LAP ANALYSIS

| | | | | | | | |
|-----------|-------------------------|------------|--------------------|-------------------------|-----------------|----------|--------------------|
| 4 - | 1:41.518 | + 1.108 | 9:45:54.812 | 9 - | 1:40.766 | + 0.356 | 9:54:21.087 |
| 5 - | 1:42.324 | + 1.914 | 9:47:37.136 | | | | |
| 55 | Prajesh SHAH | | 18 | Vauxhall Formula Junior | | | |
| 1 - | 2:00.606 | + 11.264 | 9:41:25.122 | 5 - | 1:52.453 | + 3.111 | 9:49:12.175 |
| 2 - | 1:56.068 | + 6.726 | 9:43:21.190 | 6 - | 1:54.272 | + 4.930 | 9:51:06.447 |
| 3 - | 1:58.888 | + 9.546 | 9:45:20.078 | 7 - | 1:55.537 | + 6.195 | 9:53:01.984 |
| 4 - | 1:59.644 | + 10.302 | 9:47:19.722 | 8 - | 1:49.342 | | 9:54:51.326 |
| 56 | Ewen SERGISON | | 18 | Swift SZ99 | | | |
| 1 - | 1:53.861 | + 21.026 | 9:40:58.548 | 6 - | 1:35.949 | + 3.114 | 9:48:59.950 |
| 2 - | 1:41.438 | + 8.603 | 9:42:39.986 | 7 - | 1:35.948 | + 3.113 | 9:50:35.898 |
| 3 - | 1:36.783 | + 3.948 | 9:44:16.769 | 8 - | 1:33.020 | + 0.185 | 9:52:08.918 |
| 4 - | 1:34.397 | + 1.562 | 9:45:51.166 | 9 - | 1:36.030 | + 3.195 | 9:53:44.948 |
| 5 - | 1:32.835 | | 9:47:24.001 | | | | |
| 57 | Eddie GUEST | | 16 | Lola T640 | | | |
| 1 - | 2:06.346 | + 17.805 | 9:40:53.796 | 5 - | 1:52.306 | + 3.765 | 9:48:35.774 |
| 2 - | 2:00.496 | + 11.955 | 9:42:54.292 | 6 - | 1:50.226 | + 1.685 | 9:50:26.000 |
| 3 - | 1:55.844 | + 7.303 | 9:44:50.136 | 7 - | 1:49.065 | + 0.524 | 9:52:15.065 |
| 4 - | 1:53.332 | + 4.791 | 9:46:43.468 | 8 - | 1:48.541 | | 9:54:03.606 |
| 59 | Jason TIMMS | | 16 | Lola T644E | | | |
| 1 - | 1:56.302 | + 16.496 | 9:40:54.663 | 5 - | 1:39.806 | | 9:47:57.907 |
| 2 - | 1:48.958 | + 9.152 | 9:42:43.621 | 6 - | 1:39.903 | + 0.097 | 9:49:37.810 |
| 3 - | 1:51.791 | + 11.985 | 9:44:35.412 | 7 - | 1:41.717 | + 1.911 | 9:51:19.527 |
| 4 - | 1:42.689 | + 2.883 | 9:46:18.101 | 8 - | 1:40.059 | + 0.253 | 9:52:59.586 |
| 60 | Matt HAYES | | 16 | Jamun M97Z | | | |
| 1 - | 3:33.724 | + 1:49.922 | 9:42:53.075 | 3 - | 1:43.802 | | 9:46:21.624 |
| 2 - | 1:44.747 | + 0.945 | 9:44:37.822 | | | | |
| 66 | David PARKINSON | | 16 | Reynard FF | | | |
| 1 - | 1:47.868 | + 8.727 | 9:40:35.077 | 6 - | 1:43.275 | + 4.134 | 9:49:04.412 |
| 2 - | 1:42.238 | + 3.097 | 9:42:17.315 | 7 - | 1:41.979 | + 2.838 | 9:50:46.391 |
| 3 - | 1:41.088 | + 1.947 | 9:43:58.403 | 8 - | 1:41.144 | + 2.003 | 9:52:27.535 |
| 4 - | 1:40.682 | + 1.541 | 9:45:39.085 | 9 - | 1:39.141 | | 9:54:06.676 |
| 5 - | 1:42.052 | + 2.911 | 9:47:21.137 | | | | |
| 70 | Joe VENOR | | 16 | Lola T644E | | | |
| 1 - | 2:08.723 | + 18.323 | 9:41:14.223 | 5 - | 1:52.618 | + 2.218 | 9:48:57.106 |
| 2 - | 1:56.403 | + 6.003 | 9:43:10.626 | 6 - | 1:56.456 | + 6.056 | 9:50:53.562 |
| 3 - | 1:54.053 | + 3.653 | 9:45:04.679 | 7 - | 1:51.769 | + 1.369 | 9:52:45.331 |
| 4 - | 1:59.809 | + 9.409 | 9:47:04.488 | 8 - | 1:50.400 | | 9:54:35.731 |
| 73 | Jonathan BAGGOTT | | 18 | Van Diemen RF95 | | | |
| 1 - | 2:07.063 | + 21.247 | 9:41:14.949 | 5 - | 1:51.599 | + 5.783 | 9:48:52.259 |
| 2 - | 1:57.387 | + 11.571 | 9:43:12.336 | 6 - | 1:49.642 | + 3.826 | 9:50:41.901 |
| 3 - | 1:52.818 | + 7.002 | 9:45:05.154 | 7 - | 1:47.311 | + 1.495 | 9:52:29.212 |
| 4 - | 1:55.506 | + 9.690 | 9:47:00.660 | 8 - | 1:45.816 | | 9:54:15.028 |
| 74 | Marcus SHEARD | | 18 | Mygale SJ00 | | | |
| 1 - | 1:57.473 | + 14.969 | 9:40:54.441 | 5 - | 2:04.170 | + 21.666 | 9:48:24.386 |
| 2 - | 1:49.024 | + 6.520 | 9:42:43.465 | 6 - | 1:42.788 | + 0.284 | 9:50:07.174 |
| 3 - | 1:49.017 | + 6.513 | 9:44:32.482 | 7 - | 1:44.205 | + 1.701 | 9:51:51.379 |
| 4 - | 1:47.734 | + 5.230 | 9:46:20.216 | 8 - | 1:42.504 | | 9:53:33.883 |
| 78 | James CHAPMAN | | 18 | Van Diemen RF03 | | | |
| 1 - | 1:55.956 | + 19.219 | 9:41:06.443 | 6 - | 1:36.737 | | 9:49:36.082 |
| 2 - | 1:44.290 | + 7.553 | 9:42:50.733 | 7 - | 1:37.109 | + 0.372 | 9:51:13.191 |
| 3 - | 1:46.305 | + 9.568 | 9:44:37.038 | 8 - | 1:38.688 | + 1.951 | 9:52:51.879 |
| 4 - | 1:42.272 | + 5.535 | 9:46:19.310 | 9 - | 1:41.415 | + 4.678 | 9:54:33.294 |

CARS 3, 55 & 60 - TRANSPONDERS NOT WORKING - FIX OR YOU WILL BE IGNORED IN THE RACE

Weather / Track : Bright / Dry

Cadwell Park
 Circuit Length = 2.1870 miles
 Start: 09:38 End: 09:57

**Monoposto 1800, 1600, 1400 & 1000
QUALIFYING - RACE 2 - LAP ANALYSIS**

| | | | | | | | |
|-----------|----------------------|----------|----------------------------|-----|-----------------|----------|--------------------|
| 5 - | 1:40.035 | + 3.298 | 9:47:59.345 | | | | |
| 85 | Peter BRAGG | | 18 Mygale SJ00 | | | | |
| 1 - | 1:53.074 | + 19.339 | 9:40:46.287 | 6 - | 1:37.724 | + 3.989 | 9:48:45.577 |
| 2 - | 1:36.634 | + 2.899 | 9:42:22.921 | 7 - | 1:34.792 | + 1.057 | 9:50:20.369 |
| 3 - | 1:35.255 | + 1.520 | 9:43:58.176 | 8 - | 1:33.735 | | 9:51:54.104 |
| 4 - | 1:33.951 | + 0.216 | 9:45:32.127 | 9 - | 1:35.760 | + 2.025 | 9:53:29.864 |
| 5 - | 1:35.726 | + 1.991 | 9:47:07.853 | | | | |
| 94 | Jock SERGISON | | 18 Swift SC98Z | | | | |
| 1 - | 1:59.948 | + 12.629 | 9:41:06.474 | 5 - | 1:50.051 | + 2.732 | 9:48:43.162 |
| 2 - | 1:59.359 | + 12.040 | 9:43:05.833 | 6 - | 1:51.478 | + 4.159 | 9:50:34.640 |
| 3 - | 1:54.167 | + 6.848 | 9:45:00.000 | 7 - | 1:47.319 | | 9:52:21.959 |
| 4 - | 1:53.111 | + 5.792 | 9:46:53.111 | 8 - | 1:48.195 | + 0.876 | 9:54:10.154 |
| 99 | Geoff FERN | | 16 Formula Vauxhall Junior | | | | |
| 1 - | 1:53.115 | + 11.396 | 9:40:45.086 | 6 - | 1:42.100 | + 0.381 | 9:49:23.738 |
| 2 - | 1:47.222 | + 5.503 | 9:42:32.308 | 7 - | 1:43.128 | + 1.409 | 9:51:06.866 |
| 3 - | 1:44.757 | + 3.038 | 9:44:17.065 | 8 - | 1:51.880 | + 10.161 | 9:52:58.746 |
| 4 - | 1:42.854 | + 1.135 | 9:45:59.919 | 9 - | 1:41.751 | + 0.032 | 9:54:40.497 |
| 5 - | 1:41.719 | | 9:47:41.638 | | | | |

CARS 3, 55 & 60 - TRANSPONDERS NOT WORKING - FIX OR YOU WILL BE IGNORED IN THE RACE

Weather / Track : Bright / Dry

Cadwell Park
Circuit Length = 2.1870 miles
Start: 09:38 End: 09:57

Monoposto 1800, 1600, 1400 & 1000
RACE 2 - GRID - AMENDED

| | | | |
|--|--------------------------------|----------|-----------------------|
| ROW 12 | 58 Jeremy TIMMS | 1:53.626 | 50 Geoffrey COWELL |
| ROW 11 | 1:50.400 70 Joe VENOR | 1:49.342 | 55 Prajesh SHAH |
| ROW 10 | 1:48.541 57 Eddie GUEST | 1:47.672 | 15 Len TURNER |
| ROW 9 | 1:47.319 94 Jock SERGISON | 1:45.816 | 73 Jonathan BAGGOTT |
| ROW 8 | 1:43.802 60 Matt HAYES | 1:42.504 | 74 Marcus SHEARD |
| ROW 7 | 1:41.719 99 Geoff FERN | 1:40.410 | 52 Michael DALE |
| ROW 6 | 1:39.806 59 Jason TIMMS | 1:39.141 | 66 David PARKINSON |
| ROW 5 | 1:38.044 11 Steve CAVE | 1:36.737 | 78 James CHAPMAN |
| ROW 4 | 1:35.036 10 Dan LEVY | 1:34.456 | 8 John RAWLINGS |
| ROW 3 | 1:33.735 85 Peter BRAGG | 1:33.573 | 3 Adrian WRIGHT |
| ROW 2 | 1:32.835 56 Ewen SERGISON | 1:29.792 | 29 Dax WARD |
| ROW 1 | 1:29.343 30 Marc FORTUNE | 1:29.160 | 27 James O'REILLY |
| Pole | | | |
|  | | | |

Car 58 allowed to start

Cadwell Park
 Circuit Length = 2.1870 miles

These results are provisional until the conclusion of any judicial and technical matters.

| | | |
|-------------------|--|--------------|
| Clerk of Course : | | Timekeeper : |
|-------------------|--|--------------|

Project 8 Racing Saloons

QUALIFYING - RACE 1 - CLASSIFICATION

| POS | NO | CL | NAME | ENTRY | TIME | ON | LAPS | GAP | DIFF | MPH |
|-----|-----|----|-----------------------|----------------------|----------|----|------|--------|-------|-------|
| 1 | 33 | A | Adam SHARPE | BMW M3 | 1:39.687 | 9 | 9 | | | 78.97 |
| 2 | 9 | A | Colin TESTER | Ford Sierra Cosworth | 1:40.244 | 4 | 9 | 0.557 | 0.557 | 78.53 |
| 3 | 65 | A | Lawrie DUNSTER | BMW E36 M3 | 1:43.162 | 8 | 9 | 3.475 | 2.918 | 76.31 |
| 4 | 4 | A | Mike DUGDALE | BMW E36 M3 | 1:43.175 | 3 | 9 | 3.488 | 0.013 | 76.30 |
| 5 | 19 | D | Stephen PRIMETT | Ford Escort | 1:43.996 | 5 | 8 | 4.309 | 0.821 | 75.70 |
| 6 | 175 | A | George HAYNES | BMW E36 M3 | 1:45.832 | 1 | 6 | 6.145 | 1.836 | 74.39 |
| 7 | 142 | D | Jason CHRISTIE | Ford Escort RS2000 | 1:46.704 | 7 | 8 | 7.017 | 0.872 | 73.78 |
| 8 | 48 | D | Don HUGHES | Peugeot 306 S | 1:47.535 | 3 | 3 | 7.848 | 0.831 | 73.21 |
| 9 | 49 | D | David CLARK | Renault 5GT Turbo | 1:47.817 | 5 | 8 | 8.130 | 0.282 | 73.02 |
| 10 | 140 | E | James CARPENTER | Honda Civic | 1:48.906 | 7 | 8 | 9.219 | 1.089 | 72.29 |
| 11 | 44 | E | Colin STUBBS | Rover 216 Gti | 1:48.965 | 3 | 8 | 9.278 | 0.059 | 72.25 |
| 12 | 25 | F | Simon BASSFORD | BMW 320i | 1:51.668 | 7 | 8 | 11.981 | 2.703 | 70.50 |
| 13 | 76 | F | Harry GOODMAN | BMW 320i | 1:52.101 | 8 | 8 | 12.414 | 0.433 | 70.23 |
| 14 | 104 | F | David WALSH | BMW 320i | 1:52.264 | 8 | 8 | 12.577 | 0.163 | 70.13 |
| 15 | 143 | E | James CHRISTIE | Hillman Avenger | 1:52.666 | 8 | 8 | 12.979 | 0.402 | 69.88 |
| 16 | 126 | F | Steve TURTILL | BMW E30 320i | 1:53.708 | 8 | 8 | 14.021 | 1.042 | 69.23 |
| 17 | 157 | F | Nick WOODWARD HARRIS | BMW 318i | 1:53.832 | 6 | 7 | 14.145 | 0.124 | 69.16 |
| 18 | 128 | F | Scott SAWERS | BMW E30 320i | 1:56.668 | 6 | 6 | 16.981 | 2.836 | 67.48 |
| 19 | 190 | F | Christopher LADBROOKE | BMW E30 320i | 2:02.654 | 6 | 7 | 22.967 | 5.986 | 64.18 |

CAR 175 - TRANSPONDER NOT WORKING - FIX OR YOU WILL BE IGNORED IN THE RACE

Weather / Track : Bright / Dry

These results are provisional until the conclusion of any judicial and technical matters.

Cadwell Park

Circuit Length = 2.1870 miles

Start: 10:03 End: 10:20

Clerk of Course :

Timekeeper :

Project 8 Racing Saloons

QUALIFYING - RACE 1 - LAP ANALYSIS

| | | | | | | | |
|-----------|------------------------|----------|------------------------|-----|-----------------|----------|---------------------|
| 4 | Mike DUGDALE | | A BMW E36 M3 | | | | |
| 1 - | 1:48.629 | + 5.454 | 10:05:54.494 | 6 - | 1:45.828 | + 2.653 | 10:14:35.625 |
| 2 - | 1:43.847 | + 0.672 | 10:07:38.341 | 7 - | 1:44.296 | + 1.121 | 10:16:19.921 |
| 3 - | 1:43.175 | | 10:09:21.516 | 8 - | 1:44.006 | + 0.831 | 10:18:03.927 |
| 4 - | 1:43.551 | + 0.376 | 10:11:05.067 | 9 - | 1:43.474 | + 0.299 | 10:19:47.401 |
| 5 - | 1:44.730 | + 1.555 | 10:12:49.797 | | | | |
| 9 | Colin TESTER | | A Ford Sierra Cosworth | | | | |
| 1 - | 1:48.712 | + 8.468 | 10:06:07.018 | 6 - | 1:42.789 | + 2.545 | 10:14:36.350 |
| 2 - | 1:43.778 | + 3.534 | 10:07:50.796 | 7 - | 1:49.853 | + 9.609 | 10:16:26.203 |
| 3 - | 1:40.859 | + 0.615 | 10:09:31.655 | 8 - | 1:40.594 | + 0.350 | 10:18:06.797 |
| 4 - | 1:40.244 | | 10:11:11.899 | 9 - | 1:44.119 | + 3.875 | 10:19:50.916 |
| 5 - | 1:41.662 | + 1.418 | 10:12:53.561 | | | | |
| 19 | Stephen PRIMETT | | D Ford Escort | | | | |
| 1 - | 2:02.122 | + 18.126 | 10:06:48.192 | 5 - | 1:43.996 | | 10:13:50.150 |
| 2 - | 1:46.939 | + 2.943 | 10:08:35.131 | 6 - | 1:44.525 | + 0.529 | 10:15:34.675 |
| 3 - | 1:44.198 | + 0.202 | 10:10:19.329 | 7 - | 1:56.481 | + 12.485 | 10:17:31.156 |
| 4 - | 1:46.825 | + 2.829 | 10:12:06.154 | 8 - | 1:44.395 | + 0.399 | 10:19:15.551 |
| 25 | Simon BASSFORD | | F BMW 320i | | | | |
| 1 - | 2:02.152 | + 10.484 | 10:06:36.060 | 5 - | 1:52.411 | + 0.743 | 10:14:07.982 |
| 2 - | 1:53.835 | + 2.167 | 10:08:29.895 | 6 - | 1:52.433 | + 0.765 | 10:16:00.415 |
| 3 - | 1:52.025 | + 0.357 | 10:10:21.920 | 7 - | 1:51.668 | | 10:17:52.083 |
| 4 - | 1:53.651 | + 1.983 | 10:12:15.571 | 8 - | 1:51.935 | + 0.267 | 10:19:44.018 |
| 33 | Adam SHARPE | | A BMW M3 | | | | |
| 1 - | 1:46.615 | + 6.928 | 10:06:01.331 | 6 - | 1:44.163 | + 4.476 | 10:14:32.118 |
| 2 - | 1:42.607 | + 2.920 | 10:07:43.938 | 7 - | 1:40.393 | + 0.706 | 10:16:12.511 |
| 3 - | 1:41.344 | + 1.657 | 10:09:25.282 | 8 - | 1:40.917 | + 1.230 | 10:17:53.428 |
| 4 - | 1:40.899 | + 1.212 | 10:11:06.181 | 9 - | 1:39.687 | | 10:19:33.115 |
| 5 - | 1:41.774 | + 2.087 | 10:12:47.955 | | | | |
| 44 | Colin STUBBS | | E Rover 216 Gti | | | | |
| 1 - | 1:55.121 | + 6.156 | 10:06:05.366 | 5 - | 1:49.285 | + 0.320 | 10:13:23.702 |
| 2 - | 1:50.546 | + 1.581 | 10:07:55.912 | 6 - | 1:49.621 | + 0.656 | 10:15:13.323 |
| 3 - | 1:48.965 | | 10:09:44.877 | 7 - | 1:49.425 | + 0.460 | 10:17:02.748 |
| 4 - | 1:49.540 | + 0.575 | 10:11:34.417 | 8 - | 1:52.430 | + 3.465 | 10:18:55.178 |
| 48 | Don HUGHES | | D Peugeot 306 S | | | | |
| 1 - | 2:01.279 | + 13.744 | 10:06:33.623 | 3 - | 1:47.535 | | 10:10:12.093 |
| 2 - | 1:50.935 | + 3.400 | 10:08:24.558 | | | | |
| 49 | David CLARK | | D Renault 5GT Turbo | | | | |
| 1 - | 1:59.732 | + 11.915 | 10:06:36.744 | 5 - | 1:47.817 | | 10:13:56.804 |
| 2 - | 1:51.044 | + 3.227 | 10:08:27.788 | 6 - | 1:48.474 | + 0.657 | 10:15:45.278 |
| 3 - | 1:51.216 | + 3.399 | 10:10:19.004 | 7 - | 1:56.374 | + 8.557 | 10:17:41.652 |
| 4 - | 1:49.983 | + 2.166 | 10:12:08.987 | 8 - | 1:48.119 | + 0.302 | 10:19:29.771 |
| 65 | Lawrie DUNSTER | | A BMW E36 M3 | | | | |
| 1 - | 1:48.166 | + 5.004 | 10:05:50.832 | 6 - | 1:48.102 | + 4.940 | 10:14:34.619 |
| 2 - | 1:43.390 | + 0.228 | 10:07:34.222 | 7 - | 1:43.651 | + 0.489 | 10:16:18.270 |
| 3 - | 1:43.657 | + 0.495 | 10:09:17.879 | 8 - | 1:43.162 | | 10:18:01.432 |
| 4 - | 1:44.186 | + 1.024 | 10:11:02.065 | 9 - | 1:51.068 | + 7.906 | 10:19:52.500 |
| 5 - | 1:44.452 | + 1.290 | 10:12:46.517 | | | | |
| 76 | Harry GOODMAN | | F BMW 320i | | | | |
| 1 - | 1:58.199 | + 6.098 | 10:06:05.037 | 5 - | 1:52.880 | + 0.779 | 10:13:38.226 |
| 2 - | 1:53.781 | + 1.680 | 10:07:58.818 | 6 - | 1:52.541 | + 0.440 | 10:15:30.767 |
| 3 - | 1:52.261 | + 0.160 | 10:09:51.079 | 7 - | 1:52.691 | + 0.590 | 10:17:23.458 |
| 4 - | 1:54.267 | + 2.166 | 10:11:45.346 | 8 - | 1:52.101 | | 10:19:15.559 |

CAR 175 - TRANSPONDER NOT WORKING - FIX OR YOU WILL BE IGNORED IN THE RACE

Weather / Track : Bright / Dry

Cadwell Park
Circuit Length = 2.1870 miles
Start: 10:03 End: 10:20

Project 8 Racing Saloons

QUALIFYING - RACE 1 - LAP ANALYSIS

| | | | | | | | |
|------------|------------------------------|----------|----------------------|-----|-----------------|------------|---------------------|
| 104 | David WALSH | | F BMW 320i | | | | |
| 1 - | 2:01.281 | + 9.017 | 10:06:25.738 | 5 - | 1:53.362 | + 1.098 | 10:14:05.388 |
| 2 - | 1:55.307 | + 3.043 | 10:08:21.045 | 6 - | 1:55.324 | + 3.060 | 10:16:00.712 |
| 3 - | 1:54.202 | + 1.938 | 10:10:15.247 | 7 - | 1:53.609 | + 1.345 | 10:17:54.321 |
| 4 - | 1:56.779 | + 4.515 | 10:12:12.026 | 8 - | 1:52.264 | | 10:19:46.585 |
| 126 | Steve TURTILL | | F BMW E30 320i | | | | |
| 1 - | 1:59.047 | + 5.339 | 10:06:28.418 | 5 - | 1:56.119 | + 2.411 | 10:14:11.281 |
| 2 - | 1:55.447 | + 1.739 | 10:08:23.865 | 6 - | 2:19.019 | + 25.311 | 10:16:30.300 |
| 3 - | 1:55.336 | + 1.628 | 10:10:19.201 | 7 - | 1:55.865 | + 2.157 | 10:18:26.165 |
| 4 - | 1:55.961 | + 2.253 | 10:12:15.162 | 8 - | 1:53.708 | | 10:20:19.873 |
| 128 | Scott SAWERS | | F BMW E30 320i | | | | |
| 1 - | 2:08.598 | + 11.930 | 10:06:36.994 | 4 - | 2:03.033 | + 6.365 | 10:12:36.845 |
| 2 - | 1:58.460 | + 1.792 | 10:08:35.454 | 5 - | 2:02.086 | + 5.418 | 10:14:38.931 |
| 3 - | 1:58.358 | + 1.690 | 10:10:33.812 | 6 - | 1:56.668 | | 10:16:35.599 |
| 140 | James CARPENTER | | E Honda Civic | | | | |
| 1 - | 2:02.236 | + 13.330 | 10:06:41.072 | 5 - | 2:00.275 | + 11.369 | 10:14:17.098 |
| 2 - | 1:53.896 | + 4.990 | 10:08:34.968 | 6 - | 1:50.089 | + 1.183 | 10:16:07.187 |
| 3 - | 1:51.269 | + 2.363 | 10:10:26.237 | 7 - | 1:48.906 | | 10:17:56.093 |
| 4 - | 1:50.586 | + 1.680 | 10:12:16.823 | 8 - | 1:50.487 | + 1.581 | 10:19:46.580 |
| 142 | Jason CHRISTIE | | D Ford Escort RS2000 | | | | |
| 1 - | 2:03.855 | + 17.151 | 10:06:52.466 | 5 - | 1:47.814 | + 1.110 | 10:14:06.664 |
| 2 - | 1:51.044 | + 4.340 | 10:08:43.510 | 6 - | 1:47.353 | + 0.649 | 10:15:54.017 |
| 3 - | 1:48.186 | + 1.482 | 10:10:31.696 | 7 - | 1:46.704 | | 10:17:40.721 |
| 4 - | 1:47.154 | + 0.450 | 10:12:18.850 | 8 - | 1:46.942 | + 0.238 | 10:19:27.663 |
| 143 | James CHRISTIE | | E Hillman Avenger | | | | |
| 1 - | 2:07.130 | + 14.464 | 10:06:55.004 | 5 - | 1:58.035 | + 5.369 | 10:14:36.988 |
| 2 - | 1:55.354 | + 2.688 | 10:08:50.358 | 6 - | 1:53.576 | + 0.910 | 10:16:30.564 |
| 3 - | 1:55.143 | + 2.477 | 10:10:45.501 | 7 - | 1:52.878 | + 0.212 | 10:18:23.442 |
| 4 - | 1:53.452 | + 0.786 | 10:12:38.953 | 8 - | 1:52.666 | | 10:20:16.108 |
| 157 | Nick WOODWARD HARRIS | | F BMW 318i | | | | |
| 1 - | 2:34.492 | + 40.660 | 10:06:57.932 | 5 - | 1:55.996 | + 2.164 | 10:14:51.990 |
| 2 - | 1:59.337 | + 5.505 | 10:08:57.269 | 6 - | 1:53.832 | | 10:16:45.822 |
| 3 - | 1:57.506 | + 3.674 | 10:10:54.775 | 7 - | 1:56.119 | + 2.287 | 10:18:41.941 |
| 4 - | 2:01.219 | + 7.387 | 10:12:55.994 | | | | |
| 175 | George HAYNES | | A BMW E36 M3 | | | | |
| 1 - | 1:45.832 | | 10:06:00.547 | 4 - | 5:02.997 P | + 3:17.165 | 10:14:40.987 |
| 2 - | 1:48.591 | + 2.759 | 10:07:49.138 | 5 - | 1:58.898 | + 13.066 | 10:16:39.885 |
| 3 - | 1:48.852 | + 3.020 | 10:09:37.990 | 6 - | 1:50.945 | + 5.113 | 10:18:30.830 |
| 190 | Christopher LADBROOKE | | F BMW E30 320i | | | | |
| 1 - | 2:09.168 | + 6.514 | 10:06:35.825 | 5 - | 2:03.851 | + 1.197 | 10:14:59.021 |
| 2 - | 2:08.670 | + 6.016 | 10:08:44.495 | 6 - | 2:02.654 | | 10:17:01.675 |
| 3 - | 2:03.896 | + 1.242 | 10:10:48.391 | 7 - | 2:03.833 | + 1.179 | 10:19:05.508 |
| 4 - | 2:06.779 | + 4.125 | 10:12:55.170 | | | | |


CAR 175 - TRANSPONDER NOT WORKING - FIX OR YOU WILL BE IGNORED IN THE RACE

Weather / Track : Bright / Dry

Cadwell Park
Circuit Length = 2.1870 miles
Start: 10:03 End: 10:20

Project 8 Racing Saloons

RACE 1 - GRID - AMENDED

| | | | |
|--|---------------------|----------|---------------------------|
| ROW 10 | 50 Paul COULAM | 2:02.654 | 190 Christopher LADBROOKE |
| ROW 9 | 128 Scott SAWERS | 1:56.668 | 157 Nick WOODWARD HARRIS |
| ROW 8 | 126 Steve TURTILL | 1:53.708 | 143 James CHRISTIE |
| ROW 7 | 104 David WALSH | 1:52.264 | 76 Harry GOODMAN |
| ROW 6 | 25 Simon BASSFORD | 1:51.668 | 44 Colin STUBBS |
| ROW 5 | 140 James CARPENTER | 1:48.906 | 49 David CLARK |
| ROW 4 | 48 Don HUGHES | 1:47.535 | 142 Jason CHRISTIE |
| ROW 3 | 175 George HAYNES | 1:45.832 | 19 Stephen PRIMETT |
| ROW 2 | 4 Mike DUGDALE | 1:43.175 | 65 Lawrie DUNSTER |
| ROW 1 | 9 Colin TESTER | 1:40.244 | 33 Adam SHARPE |
| Pole | | | |
|  | | | |

Car 50 allowed to start

Cadwell Park
Circuit Length = 2.1870 miles

These results are provisional until the conclusion of any judicial and technical matters.

| | | |
|-------------------|--|--------------|
| Clerk of Course : | | Timekeeper : |
| | | |

Monoposto 2000, Classic & 1400

QUALIFYING - RACE 5 - CLASSIFICATION

| POS | NO | CL | NAME | ENTRY | TIME | ON | LAPS | GAP | DIFF | MPH |
|-----|-----|----|------------------|------------------------|----------|----|------|--------|-------|-------|
| 1 | 26 | 2 | Malcolm SCOTT | Dallara F398 | 1:26.667 | 6 | 8 | | | 90.84 |
| 2 | 16 | 2 | Anthony BISHOP | Dallara F397 | 1:28.838 | 6 | 9 | 2.171 | 2.171 | 88.62 |
| 3 | 30 | 2 | Steve PATANIA | Dallara F301 | 1:29.597 | 10 | 10 | 2.930 | 0.759 | 87.87 |
| 4 | 1 | 2 | Tristan CLIFFE | Dallara F398 | 1:30.401 | 2 | 3 | 3.734 | 0.804 | 87.09 |
| 5 | 4 | 2C | Jim BLOCKLEY | Ralt RT3 | 1:31.199 | 5 | 10 | 4.532 | 0.798 | 86.32 |
| 6 | 12 | 2C | Peter VENN | Anson SA4 | 1:32.031 | 9 | 9 | 5.364 | 0.832 | 85.54 |
| 7 | 33 | 2C | Francis PHILLIPS | Reynard 923 | 1:32.930 | 9 | 9 | 6.263 | 0.899 | 84.72 |
| 8 | 117 | 14 | Chris HILL | OMS 2000M | 1:33.191 | 7 | 9 | 6.524 | 0.261 | 84.48 |
| 9 | 20 | 2C | Jeremy GOODMAN | Ralt RT3 | 1:33.464 | 4 | 6 | 6.797 | 0.273 | 84.23 |
| 10 | 37 | 2C | Mick KINGHORN | Mygale Formula Novis | 1:33.616 | 8 | 9 | 6.949 | 0.152 | 84.10 |
| 11 | 10 | 2 | Antonio IMPIERI | Formula Renault | 1:34.552 | 8 | 9 | 7.885 | 0.936 | 83.26 |
| 12 | 7 | 14 | Geoff FERN | JKS TFR 11 | 1:34.691 | 5 | 10 | 8.024 | 0.139 | 83.14 |
| 13 | 15 | 2C | Richard SNUGGS | Dallara F387 | 1:35.355 | 6 | 9 | 8.688 | 0.664 | 82.56 |
| 14 | 44 | 2C | Kevin OTWAY | Formula Vauxhall Lotus | 1:36.829 | 9 | 9 | 10.162 | 1.474 | 81.30 |
| 15 | 82 | 2C | Steven GRIFFIN | Van Diemen FXF4 | 1:37.678 | 5 | 7 | 11.011 | 0.849 | 80.60 |
| 16 | 54 | 2C | Jim TIMMS | Van Diemen | 1:38.615 | 2 | 2 | 11.948 | 0.937 | 79.83 |
| 17 | 32 | 2C | Terry CLARK | Formula Vauxhall Lotus | 1:42.478 | 3 | 8 | 15.811 | 3.863 | 76.82 |
| 18 | 9 | 2 | Richard PURCELL | Dallara F301 | 1:42.652 | 1 | 1 | 15.985 | 0.174 | 76.69 |

CARS 20 & 26 - TRANSPONDERS NOT WORKING - FIX OR YOU WILL BE IGNORED IN THE RACE

Weather / Track : Bright / Dry

These results are provisional until the conclusion of any judicial and technical matters.

Cadwell Park

Circuit Length = 2.1870 miles

Start: 10:30 End: 10:47

| | |
|-------------------|--------------|
| Clerk of Course : | Timekeeper : |
|-------------------|--------------|

Monoposto 2000, Classic & 1400
QUALIFYING - RACE 5 - LAP ANALYSIS

| | | | | | | | |
|-----------|------------------------|------------|---------------------|------|-----------------|----------|---------------------|
| 1 | Tristan CLIFFE | | 2 Dallara F398 | | | | |
| 1 - | 1:31.536 | + 1.135 | 10:43:10.233 | 3 - | 1:31.045 | + 0.644 | 10:46:11.679 |
| 2 - | 1:30.401 | | 10:44:40.634 | | | | |
| 4 | Jim BLOCKLEY | | 2C Ralt RT3 | | | | |
| 1 - | 1:40.247 | + 9.048 | 10:32:42.689 | 6 - | 1:31.733 | + 0.534 | 10:40:24.521 |
| 2 - | 1:34.286 | + 3.087 | 10:34:16.975 | 7 - | 1:31.331 | + 0.132 | 10:41:55.852 |
| 3 - | 1:33.228 | + 2.029 | 10:35:50.203 | 8 - | 1:35.491 | + 4.292 | 10:43:31.343 |
| 4 - | 1:31.386 | + 0.187 | 10:37:21.589 | 9 - | 1:31.730 | + 0.531 | 10:45:03.073 |
| 5 - | 1:31.199 | | 10:38:52.788 | 10 - | 1:36.307 | + 5.108 | 10:46:39.380 |
| 7 | Geoff FERN | | 14 JKS TFR 11 | | | | |
| 1 - | 1:43.180 | + 8.489 | 10:32:54.428 | 6 - | 1:35.184 | + 0.493 | 10:40:54.356 |
| 2 - | 1:39.023 | + 4.332 | 10:34:33.451 | 7 - | 1:35.199 | + 0.508 | 10:42:29.555 |
| 3 - | 1:36.307 | + 1.616 | 10:36:09.758 | 8 - | 1:36.477 | + 1.786 | 10:44:06.032 |
| 4 - | 1:34.723 | + 0.032 | 10:37:44.481 | 9 - | 1:35.115 | + 0.424 | 10:45:41.147 |
| 5 - | 1:34.691 | | 10:39:19.172 | 10 - | 1:34.845 | + 0.154 | 10:47:15.992 |
| 9 | Richard PURCELL | | 2 Dallara F301 | | | | |
| 1 - | 1:42.652 | | 10:32:51.452 | | | | |
| 10 | Antonio IMPIERI | | 2 Formula Renault | | | | |
| 1 - | 1:47.804 | + 13.252 | 10:33:17.458 | 6 - | 1:36.353 | + 1.801 | 10:41:28.984 |
| 2 - | 1:39.985 | + 5.433 | 10:34:57.443 | 7 - | 1:36.196 | + 1.644 | 10:43:05.180 |
| 3 - | 1:41.766 | + 7.214 | 10:36:39.209 | 8 - | 1:34.552 | | 10:44:39.732 |
| 4 - | 1:38.536 | + 3.984 | 10:38:17.745 | 9 - | 1:34.686 | + 0.134 | 10:46:14.418 |
| 5 - | 1:34.886 | + 0.334 | 10:39:52.631 | | | | |
| 12 | Peter VENN | | 2C Anson SA4 | | | | |
| 1 - | 1:54.351 | + 22.320 | 10:33:05.528 | 6 - | 1:34.109 | + 2.078 | 10:41:20.919 |
| 2 - | 1:44.526 | + 12.495 | 10:34:50.054 | 7 - | 1:34.373 | + 2.342 | 10:42:55.292 |
| 3 - | 1:42.778 | + 10.747 | 10:36:32.832 | 8 - | 1:32.878 | + 0.847 | 10:44:28.170 |
| 4 - | 1:37.746 | + 5.715 | 10:38:10.578 | 9 - | 1:32.031 | | 10:46:00.201 |
| 5 - | 1:36.232 | + 4.201 | 10:39:46.810 | | | | |
| 15 | Richard SNUGGS | | 2C Dallara F387 | | | | |
| 1 - | 1:46.968 | + 11.613 | 10:33:07.970 | 6 - | 1:35.355 | | 10:41:45.272 |
| 2 - | 1:43.036 | + 7.681 | 10:34:51.006 | 7 - | 1:36.168 | + 0.813 | 10:43:21.440 |
| 3 - | 1:44.012 | + 8.657 | 10:36:35.018 | 8 - | 1:37.746 | + 2.391 | 10:44:59.186 |
| 4 - | 1:57.453 | + 22.098 | 10:38:32.471 | 9 - | 1:36.267 | + 0.912 | 10:46:35.453 |
| 5 - | 1:37.446 | + 2.091 | 10:40:09.917 | | | | |
| 16 | Anthony BISHOP | | 2 Dallara F397 | | | | |
| 1 - | 2:18.518 | + 49.680 | 10:34:02.148 | 6 - | 1:28.838 | | 10:41:45.923 |
| 2 - | 1:40.941 | + 12.103 | 10:35:43.089 | 7 - | 1:31.295 | + 2.457 | 10:43:17.218 |
| 3 - | 1:31.118 | + 2.280 | 10:37:14.207 | 8 - | 1:45.640 | + 16.802 | 10:45:02.858 |
| 4 - | 1:29.485 | + 0.647 | 10:38:43.692 | 9 - | 1:32.693 | + 3.855 | 10:46:35.551 |
| 5 - | 1:33.393 | + 4.555 | 10:40:17.085 | | | | |
| 20 | Jeremy GOODMAN | | 2C Ralt RT3 | | | | |
| 1 - | 5:30.011 | + 3:56.547 | 10:36:49.815 | 4 - | 1:33.464 | | 10:43:13.444 |
| 2 - | 3:15.294 | + 1:41.830 | 10:40:05.109 | 5 - | 1:44.004 | + 10.540 | 10:44:57.448 |
| 3 - | 1:34.871 | + 1.407 | 10:41:39.980 | 6 - | 1:34.184 | + 0.720 | 10:46:31.632 |
| 26 | Malcolm SCOTT | | 2 Dallara F398 | | | | |
| 1 - | 2:15.156 | + 48.489 | 10:33:56.566 | 5 - | 1:28.364 | + 1.697 | 10:42:18.930 |
| 2 - | 1:33.130 | + 6.463 | 10:35:29.696 | 6 - | 1:26.667 | | 10:43:45.597 |
| 3 - | 1:33.420 | + 6.753 | 10:37:03.116 | 7 - | 1:46.307 | + 19.640 | 10:45:31.904 |
| 4 - | 3:47.450 | + 2:20.783 | 10:40:50.566 | 8 - | 1:27.889 | + 1.222 | 10:46:59.793 |

CARS 20 & 26 - TRANSPONDERS NOT WORKING - FIX OR YOU WILL BE IGNORED IN THE RACE

Weather / Track : Bright / Dry

Cadwell Park
Circuit Length = 2.1870 miles
Start: 10:30 End: 10:47

Monoposto 2000, Classic & 1400
QUALIFYING - RACE 5 - LAP ANALYSIS


| | | | | | | | |
|------------|-------------------------|----------|---------------------------|------|-----------------|------------|---------------------|
| 30 | Steve PATANIA | | 2 Dallara F301 | | | | |
| 1 - | 1:41.671 | + 12.074 | 10:32:52.594 | 6 - | 1:34.073 | + 4.476 | 10:40:35.485 |
| 2 - | 1:34.036 | + 4.439 | 10:34:26.630 | 7 - | 1:30.522 | + 0.925 | 10:42:06.007 |
| 3 - | 1:31.984 | + 2.387 | 10:35:58.614 | 8 - | 1:35.207 | + 5.610 | 10:43:41.214 |
| 4 - | 1:31.457 | + 1.860 | 10:37:30.071 | 9 - | 1:32.079 | + 2.482 | 10:45:13.293 |
| 5 - | 1:31.341 | + 1.744 | 10:39:01.412 | 10 - | 1:29.597 | | 10:46:42.890 |
| 32 | Terry CLARK | | 2C Formula Vauxhall Lotus | | | | |
| 1 - | 1:50.028 | + 7.550 | 10:33:12.358 | 5 - | 2:50.963 P | + 1:08.485 | 10:41:15.487 |
| 2 - | 1:43.107 | + 0.629 | 10:34:55.465 | 6 - | 1:49.680 | + 7.202 | 10:43:05.167 |
| 3 - | 1:42.478 | | 10:36:37.943 | 7 - | 1:45.751 | + 3.273 | 10:44:50.918 |
| 4 - | 1:46.581 | + 4.103 | 10:38:24.524 | 8 - | 1:44.334 | + 1.856 | 10:46:35.252 |
| 33 | Francis PHILLIPS | | 2C Reynard 923 | | | | |
| 1 - | 1:49.833 | + 16.903 | 10:33:13.842 | 6 - | 1:35.676 | + 2.746 | 10:41:27.075 |
| 2 - | 1:42.306 | + 9.376 | 10:34:56.148 | 7 - | 1:37.698 | + 4.768 | 10:43:04.773 |
| 3 - | 1:42.431 | + 9.501 | 10:36:38.579 | 8 - | 1:33.795 | + 0.865 | 10:44:38.568 |
| 4 - | 1:38.165 | + 5.235 | 10:38:16.744 | 9 - | 1:32.930 | | 10:46:11.498 |
| 5 - | 1:34.655 | + 1.725 | 10:39:51.399 | | | | |
| 37 | Mick KINGHORN | | 2C Mygale Formula Novis | | | | |
| 1 - | 1:52.649 | + 19.033 | 10:33:05.877 | 6 - | 1:36.099 | + 2.483 | 10:41:11.951 |
| 2 - | 1:44.071 | + 10.455 | 10:34:49.948 | 7 - | 1:34.797 | + 1.181 | 10:42:46.748 |
| 3 - | 1:36.766 | + 3.150 | 10:36:26.714 | 8 - | 1:33.616 | | 10:44:20.364 |
| 4 - | 1:34.202 | + 0.586 | 10:38:00.916 | 9 - | 1:33.833 | + 0.217 | 10:45:54.197 |
| 5 - | 1:34.936 | + 1.320 | 10:39:35.852 | | | | |
| 44 | Kevin OTWAY | | 2C Formula Vauxhall Lotus | | | | |
| 1 - | 2:01.468 | + 24.639 | 10:33:33.723 | 6 - | 1:40.261 | + 3.432 | 10:42:02.339 |
| 2 - | 1:47.121 | + 10.292 | 10:35:20.844 | 7 - | 1:38.636 | + 1.807 | 10:43:40.975 |
| 3 - | 1:42.271 | + 5.442 | 10:37:03.115 | 8 - | 1:38.670 | + 1.841 | 10:45:19.645 |
| 4 - | 1:40.201 | + 3.372 | 10:38:43.316 | 9 - | 1:36.829 | | 10:46:56.474 |
| 5 - | 1:38.762 | + 1.933 | 10:40:22.078 | | | | |
| 54 | Jim TIMMS | | 2C Van Diemen | | | | |
| 1 - | 1:50.780 | + 12.165 | 10:33:20.881 | 2 - | 1:38.615 | | 10:34:59.496 |
| 82 | Steven GRIFFIN | | 2C Van Diemen FFX4 | | | | |
| 1 - | 1:50.926 | + 13.248 | 10:33:07.056 | 5 - | 1:37.678 | | 10:39:49.797 |
| 2 - | 1:45.171 | + 7.493 | 10:34:52.227 | 6 - | 1:39.068 | + 1.390 | 10:41:28.865 |
| 3 - | 1:41.617 | + 3.939 | 10:36:33.844 | 7 - | 1:38.375 | + 0.697 | 10:43:07.240 |
| 4 - | 1:38.275 | + 0.597 | 10:38:12.119 | | | | |
| 117 | Chris HILL | | 14 OMS 2000M | | | | |
| 1 - | 1:50.249 | + 17.058 | 10:33:23.289 | 6 - | 1:34.724 | + 1.533 | 10:41:41.327 |
| 2 - | 1:40.788 | + 7.597 | 10:35:04.077 | 7 - | 1:33.191 | | 10:43:14.518 |
| 3 - | 1:36.760 | + 3.569 | 10:36:40.837 | 8 - | 1:37.091 | + 3.900 | 10:44:51.609 |
| 4 - | 1:45.458 | + 12.267 | 10:38:26.295 | 9 - | 1:35.242 | + 2.051 | 10:46:26.851 |
| 5 - | 1:40.308 | + 7.117 | 10:40:06.603 | | | | |

CARS 20 & 26 - TRANSPONDERS NOT WORKING - FIX OR YOU WILL BE IGNORED IN THE RACE

Weather / Track : Bright / Dry

Cadwell Park
 Circuit Length = 2.1870 miles
 Start: 10:30 End: 10:47

Monoposto 1800, 1600, 1400 & 1000
RACE 2 - GRID - AMENDED

| | | | |
|--|--------------------------------|----------|-----------------------|
| ROW 12 | 58 Jeremy TIMMS | 1:53.626 | 50 Geoffrey COWELL |
| ROW 11 | 1:50.400 70 Joe VENOR | 1:49.342 | 55 Prajesh SHAH |
| ROW 10 | 1:48.541 57 Eddie GUEST | 1:47.672 | 15 Len TURNER |
| ROW 9 | 1:47.319 94 Jock SERGISON | 1:45.816 | 73 Jonathan BAGGOTT |
| ROW 8 | 1:43.802 60 Matt HAYES | 1:42.504 | 74 Marcus SHEARD |
| ROW 7 | 1:41.719 99 Geoff FERN | 1:40.410 | 52 Michael DALE |
| ROW 6 | 1:39.806 59 Jason TIMMS | 1:39.141 | 66 David PARKINSON |
| ROW 5 | 1:38.044 11 Steve CAVE | 1:36.737 | 78 James CHAPMAN |
| ROW 4 | 1:35.036 10 Dan LEVY | 1:34.456 | 8 John RAWLINGS |
| ROW 3 | 1:33.735 85 Peter BRAGG | 1:33.573 | 3 Adrian WRIGHT |
| ROW 2 | 1:32.835 56 Ewen SERGISON | 1:29.792 | 29 Dax WARD |
| ROW 1 | 1:29.343 30 Marc FORTUNE | 1:29.160 | 27 James O'REILLY |
| Pole | | | |
|  | | | |

Car 58 allowed to start

Cadwell Park
 Circuit Length = 2.1870 miles

These results are provisional until the conclusion of any judicial and technical matters.

| | | |
|-------------------|--|--------------|
| Clerk of Course : | | Timekeeper : |
|-------------------|--|--------------|

Production BMW Championship
QUALIFYING - SESSION 1 - CLASSIFICATION

| POS | NO | CL | NAME | ENTRY | TIME | ON | LAPS | GAP | DIFF | MPH |
|-----|-----|----|------------------|--------------|----------|----|------|--------|--------|-------|
| 1 | 5 | Q1 | Ben WINROW | BMW 320i | 1:47.586 | 3 | 5 | | | 73.17 |
| 2 | 135 | Q1 | Mike TOVEY | BMW E30 320i | 1:47.650 | 8 | 8 | 0.064 | 0.064 | 73.13 |
| 3 | 22 | Q1 | Liam CRILLY | BMW E30 320i | 1:47.805 | 8 | 8 | 0.219 | 0.155 | 73.03 |
| 4 | 63 | Q1 | Tim WILSON | BMW 320i | 1:48.285 | 7 | 8 | 0.699 | 0.480 | 72.70 |
| 5 | 36 | Q1 | Kevin MAXTED | BMW E30 320i | 1:49.631 | 2 | 6 | 2.045 | 1.346 | 71.81 |
| 6 | 177 | Q1 | Stuart WAITE | BMW 320i | 1:49.809 | 8 | 8 | 2.223 | 0.178 | 71.69 |
| 7 | 6 | Q1 | Andrew PARTRIDGE | BMW E30 320 | 1:50.128 | 7 | 8 | 2.542 | 0.319 | 71.49 |
| 8 | 76 | Q1 | Harry GOODMAN | BMW 320i | 1:50.758 | 8 | 8 | 3.172 | 0.630 | 71.08 |
| 9 | 78 | Q1 | kevin WELSH | BMW 320i | 1:52.163 | 8 | 8 | 4.577 | 1.405 | 70.19 |
| 10 | 98 | Q1 | Jerry BROWN | BMW E30 318i | 1:52.266 | 8 | 8 | 4.680 | 0.103 | 70.12 |
| 11 | 66 | Q1 | Mike JONES | BMW E30 320 | 1:53.045 | 7 | 8 | 5.459 | 0.779 | 69.64 |
| 12 | 99 | Q1 | Tim DIXON | BMW 318 | 1:53.270 | 6 | 8 | 5.684 | 0.225 | 69.50 |
| 13 | 46 | Q1 | Aaron MORGAN | BMW 320 | 1:53.462 | 7 | 8 | 5.876 | 0.192 | 69.38 |
| 14 | 88 | Q1 | Geoff BEAVIS | BMW 318i | 1:54.342 | 7 | 8 | 6.756 | 0.880 | 68.85 |
| 15 | 144 | Q1 | Stephen MURPHY | BMW 318i | 1:54.584 | 6 | 6 | 6.998 | 0.242 | 68.71 |
| 16 | 106 | Q1 | Paul BROOKES | BMW E30 | 1:54.691 | 7 | 8 | 7.105 | 0.107 | 68.64 |
| 17 | 21 | Q1 | George SEALEY | BMW 320i | 2:12.173 | 3 | 3 | 24.587 | 17.482 | 59.56 |

Weather / Track : Bright / Dry
 These results are provisional until the conclusion of any judicial and technical matters.

Cadwell Park
 Circuit Length = 2.1870 miles
 Start: 11:05 End: 11:22

| | |
|-------------------|--------------|
| Clerk of Course : | Timekeeper : |
|-------------------|--------------|

Production BMW Championship
QUALIFYING - SESSION 1 - LAP ANALYSIS

| | | | | | | | |
|-----------|-------------------------|----------|---------------------|-----|-----------------|----------|---------------------|
| 5 | Ben WINROW | | Q1 BMW 320i | | | | |
| 1 - | 2:00.589 | + 13.003 | 11:07:42.932 | 4 - | 1:48.091 | + 0.505 | 11:13:06.456 |
| 2 - | 1:47.847 | + 0.261 | 11:09:30.779 | 5 - | 1:47.866 | + 0.280 | 11:14:54.322 |
| 3 - | 1:47.586 | | 11:11:18.365 | | | | |
| 6 | Andrew PARTRIDGE | | Q1 BMW E30 320 | | | | |
| 1 - | 2:02.134 | + 12.006 | 11:08:15.725 | 5 - | 1:52.827 | + 2.699 | 11:15:52.841 |
| 2 - | 1:54.716 | + 4.588 | 11:10:10.441 | 6 - | 1:56.543 | + 6.415 | 11:17:49.384 |
| 3 - | 1:59.021 | + 8.893 | 11:12:09.462 | 7 - | 1:50.128 | | 11:19:39.512 |
| 4 - | 1:50.552 | + 0.424 | 11:14:00.014 | 8 - | 1:50.605 | + 0.477 | 11:21:30.117 |
| 21 | George SEALEY | | Q1 BMW 320i | | | | |
| 1 - | 2:12.291 | + 0.118 | 11:08:30.666 | 3 - | 2:12.173 | | 11:13:03.030 |
| 2 - | 2:20.191 | + 8.018 | 11:10:50.857 | | | | |
| 22 | Liam CRILLY | | Q1 BMW E30 320i | | | | |
| 1 - | 1:54.708 | + 6.903 | 11:07:27.398 | 5 - | 1:48.442 | + 0.637 | 11:14:44.723 |
| 2 - | 1:49.749 | + 1.944 | 11:09:17.147 | 6 - | 1:48.425 | + 0.620 | 11:16:33.148 |
| 3 - | 1:48.843 | + 1.038 | 11:11:05.990 | 7 - | 1:47.826 | + 0.021 | 11:18:20.974 |
| 4 - | 1:50.291 | + 2.486 | 11:12:56.281 | 8 - | 1:47.805 | | 11:20:08.779 |
| 36 | Kevin MAXTED | | Q1 BMW E30 320i | | | | |
| 1 - | 1:51.407 | + 1.776 | 11:07:34.320 | 4 - | 1:49.758 | + 0.127 | 11:13:03.408 |
| 2 - | 1:49.631 | | 11:09:23.951 | 5 - | 1:50.279 | + 0.648 | 11:14:53.687 |
| 3 - | 1:49.699 | + 0.068 | 11:11:13.650 | 6 - | 2:02.523 | + 12.892 | 11:16:56.210 |
| 46 | Aaron MORGAN | | Q1 BMW 320 | | | | |
| 1 - | 2:01.537 | + 8.075 | 11:08:11.663 | 5 - | 1:54.381 | + 0.919 | 11:16:04.612 |
| 2 - | 1:58.376 | + 4.914 | 11:10:10.039 | 6 - | 1:56.888 | + 3.426 | 11:18:01.500 |
| 3 - | 2:01.337 | + 7.875 | 11:12:11.376 | 7 - | 1:53.462 | | 11:19:54.962 |
| 4 - | 1:58.855 | + 5.393 | 11:14:10.231 | 8 - | 1:55.081 | + 1.619 | 11:21:50.043 |
| 63 | Tim WILSON | | Q1 BMW 320i | | | | |
| 1 - | 1:51.970 | + 3.685 | 11:07:25.514 | 5 - | 1:49.207 | + 0.922 | 11:14:40.980 |
| 2 - | 1:49.078 | + 0.793 | 11:09:14.592 | 6 - | 1:54.061 | + 5.776 | 11:16:35.041 |
| 3 - | 1:48.326 | + 0.041 | 11:11:02.918 | 7 - | 1:48.285 | | 11:18:23.326 |
| 4 - | 1:48.855 | + 0.570 | 11:12:51.773 | 8 - | 1:48.959 | + 0.674 | 11:20:12.285 |
| 66 | Mike JONES | | Q1 BMW E30 320 | | | | |
| 1 - | 1:59.577 | + 6.532 | 11:07:58.889 | 5 - | 1:55.622 | + 2.577 | 11:15:39.246 |
| 2 - | 1:54.469 | + 1.424 | 11:09:53.358 | 6 - | 1:53.639 | + 0.594 | 11:17:32.885 |
| 3 - | 1:54.087 | + 1.042 | 11:11:47.445 | 7 - | 1:53.045 | | 11:19:25.930 |
| 4 - | 1:56.179 | + 3.134 | 11:13:43.624 | 8 - | 1:53.360 | + 0.315 | 11:21:19.290 |
| 76 | Harry GOODMAN | | Q1 BMW 320i | | | | |
| 1 - | 1:53.912 | + 3.154 | 11:08:04.208 | 5 - | 1:51.632 | + 0.874 | 11:15:34.972 |
| 2 - | 1:51.196 | + 0.438 | 11:09:55.404 | 6 - | 1:51.570 | + 0.812 | 11:17:26.542 |
| 3 - | 1:52.287 | + 1.529 | 11:11:47.691 | 7 - | 1:51.139 | + 0.381 | 11:19:17.681 |
| 4 - | 1:55.649 | + 4.891 | 11:13:43.340 | 8 - | 1:50.758 | | 11:21:08.439 |
| 78 | kevin WELSH | | Q1 BMW 320i | | | | |
| 1 - | 1:56.307 | + 4.144 | 11:07:53.799 | 5 - | 1:52.670 | + 0.507 | 11:15:27.001 |
| 2 - | 1:54.265 | + 2.102 | 11:09:48.064 | 6 - | 1:52.946 | + 0.783 | 11:17:19.947 |
| 3 - | 1:52.932 | + 0.769 | 11:11:40.996 | 7 - | 1:54.050 | + 1.887 | 11:19:13.997 |
| 4 - | 1:53.335 | + 1.172 | 11:13:34.331 | 8 - | 1:52.163 | | 11:21:06.160 |
| 88 | Geoff BEAVIS | | Q1 BMW 318i | | | | |
| 1 - | 2:00.487 | + 6.145 | 11:08:00.391 | 5 - | 1:58.691 | + 4.349 | 11:15:54.700 |
| 2 - | 1:58.305 | + 3.963 | 11:09:58.696 | 6 - | 1:55.820 | + 1.478 | 11:17:50.520 |
| 3 - | 1:59.246 | + 4.904 | 11:11:57.942 | 7 - | 1:54.342 | | 11:19:44.862 |
| 4 - | 1:58.067 | + 3.725 | 11:13:56.009 | 8 - | 1:54.360 | + 0.018 | 11:21:39.222 |

Weather / Track : Bright / Dry

Cadwell Park
 Circuit Length = 2.1870 miles
 Start: 11:05 End: 11:22

Production BMW Championship
QUALIFYING - SESSION 1 - LAP ANALYSIS

| | | | | | | | |
|------------|-----------------------|---------|-----------------|-----|-----------------|----------|---------------------|
| 98 | Jerry BROWN | | Q1 BMW E30 318i | | | | |
| 1 - | 1:58.951 | + 6.685 | 11:08:12.659 | 5 - | 1:54.728 | + 2.462 | 11:15:51.910 |
| 2 - | 1:55.687 | + 3.421 | 11:10:08.346 | 6 - | 1:52.451 | + 0.185 | 11:17:44.361 |
| 3 - | 1:54.601 | + 2.335 | 11:12:02.947 | 7 - | 1:52.982 | + 0.716 | 11:19:37.343 |
| 4 - | 1:54.235 | + 1.969 | 11:13:57.182 | 8 - | 1:52.266 | | 11:21:29.609 |
| 99 | Tim DIXON | | Q1 BMW 318 | | | | |
| 1 - | 2:02.690 | + 9.420 | 11:08:16.782 | 5 - | 1:54.028 | + 0.758 | 11:15:59.600 |
| 2 - | 1:55.580 | + 2.310 | 11:10:12.362 | 6 - | 1:53.270 | | 11:17:52.870 |
| 3 - | 1:59.053 | + 5.783 | 11:12:11.415 | 7 - | 1:55.303 | + 2.033 | 11:19:48.173 |
| 4 - | 1:54.157 | + 0.887 | 11:14:05.572 | 8 - | 1:58.195 | + 4.925 | 11:21:46.368 |
| 106 | Paul BROOKES | | Q1 BMW E30 | | | | |
| 1 - | 2:03.360 | + 8.669 | 11:08:04.651 | 5 - | 1:59.853 | + 5.162 | 11:15:56.416 |
| 2 - | 1:57.561 | + 2.870 | 11:10:02.212 | 6 - | 1:54.974 | + 0.283 | 11:17:51.390 |
| 3 - | 1:56.928 | + 2.237 | 11:11:59.140 | 7 - | 1:54.691 | | 11:19:46.081 |
| 4 - | 1:57.423 | + 2.732 | 11:13:56.563 | 8 - | 2:09.833 | + 15.142 | 11:21:55.914 |
| 135 | Mike TOVEY | | Q1 BMW E30 320i | | | | |
| 1 - | 1:54.039 | + 6.389 | 11:07:28.449 | 5 - | 1:48.447 | + 0.797 | 11:14:42.837 |
| 2 - | 1:49.803 | + 2.153 | 11:09:18.252 | 6 - | 1:48.696 | + 1.046 | 11:16:31.533 |
| 3 - | 1:48.258 | + 0.608 | 11:11:06.510 | 7 - | 1:48.269 | + 0.619 | 11:18:19.802 |
| 4 - | 1:47.880 | + 0.230 | 11:12:54.390 | 8 - | 1:47.650 | | 11:20:07.452 |
| 144 | Stephen MURPHY | | Q1 BMW 318i | | | | |
| 1 - | 2:03.225 | + 8.641 | 11:10:36.676 | 4 - | 1:59.740 | + 5.156 | 11:16:37.837 |
| 2 - | 1:57.744 | + 3.160 | 11:12:34.420 | 5 - | 1:56.237 | + 1.653 | 11:18:34.074 |
| 3 - | 2:03.677 | + 9.093 | 11:14:38.097 | 6 - | 1:54.584 | | 11:20:28.658 |
| 177 | Stuart WAITE | | Q1 BMW 320i | | | | |
| 1 - | 1:54.103 | + 4.294 | 11:07:53.397 | 5 - | 1:50.506 | + 0.697 | 11:15:19.759 |
| 2 - | 1:51.663 | + 1.854 | 11:09:45.060 | 6 - | 1:49.860 | + 0.051 | 11:17:09.619 |
| 3 - | 1:53.537 | + 3.728 | 11:11:38.597 | 7 - | 1:50.293 | + 0.484 | 11:18:59.912 |
| 4 - | 1:50.656 | + 0.847 | 11:13:29.253 | 8 - | 1:49.809 | | 11:20:49.721 |

Weather / Track : Bright / Dry

Cadwell Park
 Circuit Length = 2.1870 miles
 Start: 11:05 End: 11:22

Production BMW Championship
QUALIFYING - SESSION 2 - CLASSIFICATION

| POS | NO | CL | NAME | ENTRY | TIME | ON | LAPS | GAP | DIFF | MPH |
|-----|-----|----|-----------------------|--------------|----------|----|------|--------|-------|-------|
| 1 | 27 | Q2 | Dean SPURR | BMW 320 | 1:48.458 | 7 | 8 | | | 72.59 |
| 2 | 25 | Q2 | Simon BASSFORD | BMW 320i | 1:49.492 | 8 | 8 | 1.034 | 1.034 | 71.90 |
| 3 | 97 | Q2 | Simon GLENN | BMW E30 320i | 1:50.046 | 7 | 8 | 1.588 | 0.554 | 71.54 |
| 4 | 104 | Q2 | David WALSH | BMW 320i | 1:50.356 | 8 | 8 | 1.898 | 0.310 | 71.34 |
| 5 | 43 | Q2 | Miles HOWARD | BMW 320i | 1:50.409 | 8 | 8 | 1.951 | 0.053 | 71.30 |
| 6 | 72 | Q2 | Stephen CARTER | BMW E30 318 | 1:50.748 | 8 | 8 | 2.290 | 0.339 | 71.09 |
| 7 | 57 | Q2 | Graham COLLISON | BMW 320i | 1:50.823 | 8 | 8 | 2.365 | 0.075 | 71.04 |
| 8 | 69 | Q2 | Andy STRONG | BMW E30 318 | 1:51.133 | 8 | 8 | 2.675 | 0.310 | 70.84 |
| 9 | 8 | Q2 | Andrew MACGREGOR | BMW 320i E30 | 1:51.229 | 8 | 8 | 2.771 | 0.096 | 70.78 |
| 10 | 18 | Q2 | Ian RUSSELL | BMW E30 | 1:51.417 | 5 | 8 | 2.959 | 0.188 | 70.66 |
| 11 | 147 | Q2 | Kevin DENWOOD | BMW E30 | 1:51.772 | 7 | 8 | 3.314 | 0.355 | 70.43 |
| 12 | 45 | Q2 | Darren STAMP | BMW 318 | 1:52.498 | 3 | 8 | 4.040 | 0.726 | 69.98 |
| 13 | 82 | Q2 | James MACINTYRE | BMW E30 320i | 1:52.514 | 1 | 1 | 4.056 | 0.016 | 69.97 |
| 14 | 101 | Q2 | Mark LEABON | BMW 320i | 1:52.991 | 4 | 5 | 4.533 | 0.477 | 69.67 |
| 15 | 157 | Q2 | Nick WOODWARD HARRIS | BMW 318i | 1:52.993 | 8 | 8 | 4.535 | 0.002 | 69.67 |
| 16 | 102 | Q2 | Jason PODMORE | BMW E30 | 1:54.517 | 8 | 8 | 6.059 | 1.524 | 68.75 |
| 17 | 119 | Q2 | Ian FRANCIS | BMW 318i | 1:55.894 | 7 | 8 | 7.436 | 1.377 | 67.93 |
| 18 | 190 | Q2 | Christopher LADBROOKE | BMW E30 320i | 1:59.163 | 7 | 7 | 10.705 | 3.269 | 66.07 |

Weather / Track : Bright / Dry
 These results are provisional until the conclusion of any judicial and technical matters.

Cadwell Park
 Circuit Length = 2.1870 miles
 Start: 11:32 End: 11:49

| | |
|-------------------|--------------|
| Clerk of Course : | Timekeeper : |
|-------------------|--------------|

Production BMW Championship
QUALIFYING - SESSION 2 - LAP ANALYSIS

| | | | | | | | |
|-----------|-------------------------|----------|---------------------|-----|-----------------|----------|---------------------|
| 8 | Andrew MACGREGOR | | Q2 BMW 320i E30 | | | | |
| 1 - | 2:04.086 | + 12.857 | 11:35:18.404 | 5 - | 1:55.915 | + 4.686 | 11:42:59.858 |
| 2 - | 1:58.924 | + 7.695 | 11:37:17.328 | 6 - | 1:55.194 | + 3.965 | 11:44:55.052 |
| 3 - | 1:53.766 | + 2.537 | 11:39:11.094 | 7 - | 1:52.724 | + 1.495 | 11:46:47.776 |
| 4 - | 1:52.849 | + 1.620 | 11:41:03.943 | 8 - | 1:51.229 | | 11:48:39.005 |
| 18 | Ian RUSSELL | | Q2 BMW E30 | | | | |
| 1 - | 1:58.962 | + 7.545 | 11:35:07.606 | 5 - | 1:51.417 | | 11:42:39.468 |
| 2 - | 1:54.710 | + 3.293 | 11:37:02.316 | 6 - | 1:51.917 | + 0.500 | 11:44:31.385 |
| 3 - | 1:53.036 | + 1.619 | 11:38:55.352 | 7 - | 1:52.258 | + 0.841 | 11:46:23.643 |
| 4 - | 1:52.699 | + 1.282 | 11:40:48.051 | 8 - | 1:51.889 | + 0.472 | 11:48:15.532 |
| 25 | Simon BASSFORD | | Q2 BMW 320i | | | | |
| 1 - | 1:57.368 | + 7.876 | 11:35:11.147 | 5 - | 1:58.115 | + 8.623 | 11:42:46.410 |
| 2 - | 1:51.436 | + 1.944 | 11:37:02.583 | 6 - | 1:50.931 | + 1.439 | 11:44:37.341 |
| 3 - | 1:55.521 | + 6.029 | 11:38:58.104 | 7 - | 1:50.468 | + 0.976 | 11:46:27.809 |
| 4 - | 1:50.191 | + 0.699 | 11:40:48.295 | 8 - | 1:49.492 | | 11:48:17.301 |
| 27 | Dean SPURR | | Q2 BMW 320 | | | | |
| 1 - | 1:57.256 | + 8.798 | 11:35:01.933 | 5 - | 1:49.014 | + 0.556 | 11:42:20.383 |
| 2 - | 1:50.525 | + 2.067 | 11:36:52.458 | 6 - | 1:48.848 | + 0.390 | 11:44:09.231 |
| 3 - | 1:49.813 | + 1.355 | 11:38:42.271 | 7 - | 1:48.458 | | 11:45:57.689 |
| 4 - | 1:49.098 | + 0.640 | 11:40:31.369 | 8 - | 2:06.376 | + 17.918 | 11:48:04.065 |
| 43 | Miles HOWARD | | Q2 BMW 320i | | | | |
| 1 - | 2:00.892 | + 10.483 | 11:35:12.947 | 5 - | 1:50.909 | + 0.500 | 11:42:44.278 |
| 2 - | 1:55.011 | + 4.602 | 11:37:07.958 | 6 - | 1:58.260 | + 7.851 | 11:44:42.538 |
| 3 - | 1:50.921 | + 0.512 | 11:38:58.879 | 7 - | 1:54.903 | + 4.494 | 11:46:37.441 |
| 4 - | 1:54.490 | + 4.081 | 11:40:53.369 | 8 - | 1:50.409 | | 11:48:27.850 |
| 45 | Darren STAMP | | Q2 BMW 318 | | | | |
| 1 - | 1:57.356 | + 4.858 | 11:35:20.393 | 5 - | 1:52.806 | + 0.308 | 11:42:52.594 |
| 2 - | 1:54.057 | + 1.559 | 11:37:14.450 | 6 - | 1:53.616 | + 1.118 | 11:44:46.210 |
| 3 - | 1:52.498 | | 11:39:06.948 | 7 - | 1:53.245 | + 0.747 | 11:46:39.455 |
| 4 - | 1:52.840 | + 0.342 | 11:40:59.788 | 8 - | 1:57.611 | + 5.113 | 11:48:37.066 |
| 57 | Graham COLLISON | | Q2 BMW 320i | | | | |
| 1 - | 1:58.516 | + 7.693 | 11:35:04.729 | 5 - | 1:52.662 | + 1.839 | 11:42:32.849 |
| 2 - | 1:52.147 | + 1.324 | 11:36:56.876 | 6 - | 1:54.066 | + 3.243 | 11:44:26.915 |
| 3 - | 1:52.008 | + 1.185 | 11:38:48.884 | 7 - | 1:51.353 | + 0.530 | 11:46:18.268 |
| 4 - | 1:51.303 | + 0.480 | 11:40:40.187 | 8 - | 1:50.823 | | 11:48:09.091 |
| 69 | Andy STRONG | | Q2 BMW E30 318 | | | | |
| 1 - | 2:17.073 | + 25.940 | 11:35:49.910 | 5 - | 1:53.425 | + 2.292 | 11:43:41.730 |
| 2 - | 2:05.136 | + 14.003 | 11:37:55.046 | 6 - | 1:51.851 | + 0.718 | 11:45:33.581 |
| 3 - | 1:59.721 | + 8.588 | 11:39:54.767 | 7 - | 1:55.738 | + 4.605 | 11:47:29.319 |
| 4 - | 1:53.538 | + 2.405 | 11:41:48.305 | 8 - | 1:51.133 | | 11:49:20.452 |
| 72 | Stephen CARTER | | Q2 BMW E30 318 | | | | |
| 1 - | 1:59.488 | + 8.740 | 11:35:04.640 | 5 - | 1:51.325 | + 0.577 | 11:42:32.404 |
| 2 - | 1:53.642 | + 2.894 | 11:36:58.282 | 6 - | 1:51.526 | + 0.778 | 11:44:23.930 |
| 3 - | 1:51.688 | + 0.940 | 11:38:49.970 | 7 - | 1:50.868 | + 0.120 | 11:46:14.798 |
| 4 - | 1:51.109 | + 0.361 | 11:40:41.079 | 8 - | 1:50.748 | | 11:48:05.546 |
| 82 | James MACINTYRE | | Q2 BMW E30 320i | | | | |
| 1 - | 1:52.514 | | 11:34:59.833 | | | | |
| 97 | Simon GLENN | | Q2 BMW E30 320i | | | | |
| 1 - | 1:55.969 | + 5.923 | 11:35:19.116 | 5 - | 1:51.025 | + 0.979 | 11:42:48.816 |
| 2 - | 1:54.352 | + 4.306 | 11:37:13.468 | 6 - | 1:50.317 | + 0.271 | 11:44:39.133 |
| 3 - | 1:50.518 | + 0.472 | 11:39:03.986 | 7 - | 1:50.046 | | 11:46:29.179 |

Weather / Track : Bright / Dry

Cadwell Park
 Circuit Length = 2.1870 miles
 Start: 11:32 End: 11:49

Production BMW Championship
QUALIFYING - SESSION 2 - LAP ANALYSIS

| | | | | | | | |
|------------|------------------------------|----------|-----------------|-----|-----------------|----------|---------------------|
| 4 - | 1:53.805 | + 3.759 | 11:40:57.791 | 8 - | 1:50.152 | + 0.106 | 11:48:19.331 |
| 101 | Mark LEABON | | Q2 BMW 320i | | | | |
| 1 - | 1:59.949 | + 6.958 | 11:35:07.158 | 4 - | 1:52.991 | | 11:40:47.787 |
| 2 - | 1:54.617 | + 1.626 | 11:37:01.775 | 5 - | 1:54.124 | + 1.133 | 11:42:41.911 |
| 3 - | 1:53.021 | + 0.030 | 11:38:54.796 | | | | |
| 102 | Jason PODMORE | | Q2 BMW E30 | | | | |
| 1 - | 2:05.251 | + 10.734 | 11:35:35.059 | 5 - | 2:08.526 | + 14.009 | 11:43:45.648 |
| 2 - | 2:03.881 | + 9.364 | 11:37:38.940 | 6 - | 1:57.703 | + 3.186 | 11:45:43.351 |
| 3 - | 1:59.300 | + 4.783 | 11:39:38.240 | 7 - | 1:55.077 | + 0.560 | 11:47:38.428 |
| 4 - | 1:58.882 | + 4.365 | 11:41:37.122 | 8 - | 1:54.517 | | 11:49:32.945 |
| 104 | David WALSH | | Q2 BMW 320i | | | | |
| 1 - | 2:03.241 | + 12.885 | 11:35:28.236 | 5 - | 1:58.588 | + 8.232 | 11:43:02.873 |
| 2 - | 1:51.997 | + 1.641 | 11:37:20.233 | 6 - | 1:56.509 | + 6.153 | 11:44:59.382 |
| 3 - | 1:51.684 | + 1.328 | 11:39:11.917 | 7 - | 1:50.939 | + 0.583 | 11:46:50.321 |
| 4 - | 1:52.368 | + 2.012 | 11:41:04.285 | 8 - | 1:50.356 | | 11:48:40.677 |
| 119 | Ian FRANCIS | | Q2 BMW 318i | | | | |
| 1 - | 2:09.125 | + 13.231 | 11:35:39.761 | 5 - | 1:59.512 | + 3.618 | 11:43:43.831 |
| 2 - | 2:02.855 | + 6.961 | 11:37:42.616 | 6 - | 1:56.680 | + 0.786 | 11:45:40.511 |
| 3 - | 2:01.636 | + 5.742 | 11:39:44.252 | 7 - | 1:55.894 | | 11:47:36.405 |
| 4 - | 2:00.067 | + 4.173 | 11:41:44.319 | 8 - | 1:56.013 | + 0.119 | 11:49:32.418 |
| 147 | Kevin DENWOOD | | Q2 BMW E30 | | | | |
| 1 - | 2:00.511 | + 8.739 | 11:35:06.303 | 5 - | 1:51.879 | + 0.107 | 11:42:37.492 |
| 2 - | 1:54.730 | + 2.958 | 11:37:01.033 | 6 - | 1:53.319 | + 1.547 | 11:44:30.811 |
| 3 - | 1:52.482 | + 0.710 | 11:38:53.515 | 7 - | 1:51.772 | | 11:46:22.583 |
| 4 - | 1:52.098 | + 0.326 | 11:40:45.613 | 8 - | 1:53.848 | + 2.076 | 11:48:16.431 |
| 157 | Nick WOODWARD HARRIS | | Q2 BMW 318i | | | | |
| 1 - | 2:04.121 | + 11.128 | 11:35:37.247 | 5 - | 1:53.618 | + 0.625 | 11:43:18.073 |
| 2 - | 1:57.974 | + 4.981 | 11:37:35.221 | 6 - | 1:53.742 | + 0.749 | 11:45:11.815 |
| 3 - | 1:54.014 | + 1.021 | 11:39:29.235 | 7 - | 1:54.644 | + 1.651 | 11:47:06.459 |
| 4 - | 1:55.220 | + 2.227 | 11:41:24.455 | 8 - | 1:52.993 | | 11:48:59.452 |
| 190 | Christopher LADBROOKE | | Q2 BMW E30 320i | | | | |
| 1 - | 2:08.237 | + 9.074 | 11:35:43.402 | 5 - | 2:01.700 | + 2.537 | 11:43:53.824 |
| 2 - | 2:03.696 | + 4.533 | 11:37:47.098 | 6 - | 2:01.226 | + 2.063 | 11:45:55.050 |
| 3 - | 2:02.791 | + 3.628 | 11:39:49.889 | 7 - | 1:59.163 | | 11:47:54.213 |
| 4 - | 2:02.235 | + 3.072 | 11:41:52.124 | | | | |

Weather / Track : Bright / Dry

Cadwell Park
 Circuit Length = 2.1870 miles
 Start: 11:32 End: 11:49

Production BMW Championship - Groups A & B
RACE 6 - GRID - AMENDED

| | | |
|--------|--------------------------------|--------------------------------|
| ROW 13 | 1:54.691 106 Paul BROOKES | 1:50.356 104 David WALSH |
| ROW 12 | | |
| ROW 11 | 1:52.514 82 James MACINTYRE | 2:12.173 21 George SEALEY |
| ROW 10 | 1:55.894 119 Ian FRANCIS | 1:54.517 102 Jason PODMORE |
| ROW 9 | 1:54.342 88 Geoff BEAVIS | 1:53.270 99 Tim DIXON |
| ROW 8 | 1:53.045 66 Mike JONES | 1:52.991 101 Mark LEABON |
| ROW 7 | 1:52.498 45 Darren STAMP | 1:52.163 78 kevin WELSH |
| ROW 6 | 1:51.772 147 Kevin DENWOOD | 1:51.229 8 Andrew MACGREGOR |
| ROW 5 | 1:51.133 69 Andy STRONG | 1:50.758 76 Harry GOODMAN |
| ROW 4 | 1:50.748 72 Stephen CARTER | 1:50.128 6 Andrew PARTRIDGE |
| ROW 3 | 1:49.809 177 Stuart WAITE | 1:49.631 36 Kevin MAXTED |
| ROW 2 | 1:48.458 27 Dean SPURR | 1:48.285 63 Tim WILSON |
| ROW 1 | 1:47.650 135 Mike TOVEY | 1:47.586 5 Ben WINROW |

Pole



Cadwell Park
 Circuit Length = 2.1870 miles

These results are provisional until the conclusion of any judicial and technical matters.

| | | |
|-------------------|--|--------------|
| Clerk of Course : | | Timekeeper : |
|-------------------|--|--------------|

Production BMW Championship - Groups B & C

RACE 7 - GRID - AMENDED

| | | | |
|--------|--------------------------------|--------------------------------------|---------------------------------------|
| ROW 13 | | | 1:59.163 190 Christopher LADBROOKE |
| ROW 12 | 1:54.584 144 Stephen MURPHY | 1:52.993 157 Nick WOODWARD HARRIS | |
| ROW 11 | | 1:50.409 43 Miles HOWARD | 1:50.356 104 David WALSH |
| ROW 10 | | | |
| ROW 9 | | 1:52.514 82 James MACINTYRE | 1:55.894 119 Ian FRANCIS |
| ROW 8 | 1:54.517 102 Jason PODMORE | 1:53.462 46 Aaron MORGAN | |
| ROW 7 | | 1:53.270 99 Tim DIXON | 1:52.991 101 Mark LEABON |
| ROW 6 | 1:52.266 98 Jerry BROWN | 1:52.163 78 kevin WELSH | |
| ROW 5 | | 1:51.417 18 Ian RUSSELL | 1:51.229 8 Andrew MACGREGOR |
| ROW 4 | 1:50.823 57 Graham COLLISON | 1:50.758 76 Harry GOODMAN | |
| ROW 3 | | 1:50.046 97 Simon GLENN | 1:49.809 177 Stuart WAITE |
| ROW 2 | 1:49.492 25 Simon BASSFORD | 1:48.458 27 Dean SPURR | |
| ROW 1 | | 1:47.805 22 Liam CRILLY | 1:47.650 135 Mike TOVEY |

Pole



Cadwell Park
Circuit Length = 2.1870 miles

Clerk of Course :

Timekeeper :

Production BMW Championship - Groups A & C
RACE13 - GRID - AMENDED

| | | | |
|--------|--------------------------|----------|---------------------------|
| ROW 13 | | 1:59.163 | 190 Christopher LADBROOKE |
| ROW 12 | 1:54.691 | | 1:54.584 |
| | 106 Paul BROOKES | | 144 Stephen MURPHY |
| ROW 11 | | 1:52.993 | 1:50.409 |
| | 157 Nick WOODWARD HARRIS | | 43 Miles HOWARD |
| ROW 10 | | | |
| ROW 9 | | 2:12.173 | 1:54.342 |
| | 21 George SEALEY | | 88 Geoff BEAVIS |
| ROW 8 | 1:53.462 | | 1:53.045 |
| | 46 Aaron MORGAN | | 66 Mike JONES |
| ROW 7 | | 1:52.498 | 1:52.266 |
| | 45 Darren STAMP | | 98 Jerry BROWN |
| ROW 6 | 1:51.772 | | 1:51.417 |
| | 147 Kevin DENWOOD | | 18 Ian RUSSELL |
| ROW 5 | | 1:51.133 | 1:50.823 |
| | 69 Andy STRONG | | 57 Graham COLLISON |
| ROW 4 | 1:50.748 | | 1:50.128 |
| | 72 Stephen CARTER | | 6 Andrew PARTRIDGE |
| ROW 3 | | 1:50.046 | 1:49.631 |
| | 97 Simon GLENN | | 36 Kevin MAXTED |
| ROW 2 | 1:49.492 | | 1:48.285 |
| | 25 Simon BASSFORD | | 63 Tim WILSON |
| ROW 1 | | 1:47.805 | 1:47.586 |
| | 22 Liam CRILLY | | 5 Ben WINROW |

Pole



Cadwell Park
 Circuit Length = 2.1870 miles

Clerk of Course :

Timekeeper :

Project 8 Racing Saloons
RACE 1 - CLASSIFICATION - AMENDED

| POS | NO | CL | NAME | ENTRY | LAPS | TIME | GAP | DIFF | MPH | BEST | ON |
|-----|-----|----|----------------------|----------------------|------|-----------|----------|--------|-------|----------|----|
| 1 | 33 | A | Adam SHARPE | BMW M3 | 10 | 16:54.213 | | | 77.62 | 1:39.383 | 2 |
| 2 | 9 | A | Colin TESTER | Ford Sierra Cosworth | 10 | 17:07.905 | 13.692 | 13.692 | 76.59 | 1:40.416 | 4 |
| 3 | 65 | A | Lawrie DUNSTER | BMW E36 M3 | 10 | 17:34.626 | 40.413 | 26.721 | 74.65 | 1:42.983 | 5 |
| 4 | 19 | D | Stephen PRIMETT | Ford Escort | 10 | 17:35.337 | 41.124 | 0.711 | 74.60 | 1:43.766 | 5 |
| 5 | 175 | A | George HAYNES | BMW E36 M3 | 10 | 17:55.415 | 1:01.202 | 20.078 | 73.21 | 1:45.586 | 4 |
| 6 | 142 | D | Jason CHRISTIE | Ford Escort RS2000 | 10 | 17:56.166 | 1:01.953 | 0.751 | 73.15 | 1:45.793 | 6 |
| 7 | 49 | D | David CLARK | Renault 5GT Turbo | 10 | 18:05.376 | 1:11.163 | 9.210 | 72.53 | 1:46.689 | 6 |
| 8 | 140 | E | James CARPENTER | Honda Civic | 10 | 18:16.025 | 1:21.812 | 10.649 | 71.83 | 1:47.737 | 7 |
| 9 | 44 | E | Colin STUBBS | Rover 216 Gti | 10 | 18:19.004 | 1:24.791 | 2.979 | 71.63 | 1:47.991 | 5 |
| 10 | 25 | F | Simon BASSFORD | BMW 320i | 10 | 18:41.716 | 1:47.503 | 22.712 | 70.18 | 1:50.004 | 6 |
| 11 | 143 | E | James CHRISTIE | Hillman Avenger | 9 | 16:57.045 | 1 lap | 1 lap | 69.67 | 1:50.232 | 5 |
| 12 | 76 | F | Harry GOODMAN | BMW 320i | 9 | 17:10.135 | 1 lap | 13.090 | 68.78 | 1:50.343 | 3 |
| 13 | 126 | F | Steve TURTILL | BMW E30 320i | 9 | 17:12.375 | 1 lap | 2.240 | 68.63 | 1:52.214 | 3 |
| 14 | 157 | F | Nick WOODWARD HARRIS | BMW 318i | 9 | 17:23.027 | 1 lap | 10.652 | 67.93 | 1:53.575 | 2 |

NOT CLASSIFIED

| | | | | | | | | | | | |
|-----|-----|---|-----------------------|---------------|---|-----------|--------|--------|-------|----------|---|
| DNF | 50 | D | Paul COULAM | BMW 318i | 8 | 15:29.132 | 2 laps | 1 lap | 67.78 | 1:52.065 | 6 |
| DNF | 104 | F | David WALSH | BMW 320i | 8 | 15:29.713 | 2 laps | 0.581 | 67.74 | 1:51.295 | 6 |
| DNF | 48 | D | Don HUGHES | Peugeot 306 S | 7 | 12:27.762 | 3 laps | 1 lap | 73.70 | 1:44.875 | 6 |
| DNF | 4 | A | Mike DUGDALE | BMW E36 M3 | 1 | 1:50.607 | 9 laps | 6 laps | 71.18 | | |
| DQ | 190 | F | Christopher LADBROOKE | BMW E30 320i | | | | | | | |

FASTEST LAP

| | | | | | | | |
|-----|---|-----------------|-------------|---|----------|-----------|------------|
| 33 | A | Adam SHARPE | BMW M3 | 2 | 1:39.383 | 79.21 mph | 127.49 kph |
| 19 | D | Stephen PRIMETT | Ford Escort | 5 | 1:43.766 | 75.87 mph | 122.10 kph |
| 140 | E | James CARPENTER | Honda Civic | 7 | 1:47.737 | 73.07 mph | 117.60 kph |
| 25 | F | Simon BASSFORD | BMW 320i | 6 | 1:50.004 | 71.57 mph | 115.18 kph |

Car 190 Excluded from Results - Technical infringements

Weather / Track : Bright / Dry

These results are provisional until the conclusion of any judicial and technical matters.

Cadwell Park

Circuit Length = 2.1870 miles

Start: 12:57 End: 13:16

| | | | |
|-------------------|--|--------------|--|
| Clerk of Course : | | Timekeeper : | |
|-------------------|--|--------------|--|

Project 8 Racing Saloons

RACE 1 - LAP CHART

| Lap 1 | | | Lap 2 | | | Lap 3 | | | Lap 4 | | | Lap 5 | | |
|-------|--------|----------|-------|--------|----------|-------|----------|----------|-------|----------|----------|-------|----------|----------|
| No | Behind | Laptime | No | Behind | Laptime | No | Behind | Laptime | No | Behind | Laptime | No | Behind | Laptime |
| 33 | | 1:47.140 | 33 | | 1:39.383 | 33 | | 1:40.357 | 33 | | 1:40.611 | 33 | | 1:40.353 |
| 9 | 1.754 | 1:48.894 | 9 | 3.842 | 1:41.471 | 9 | 4.844 | 1:41.359 | 9 | 4.649 | 1:40.416 | 9 | 9.388 | 1:45.092 |
| 4 | 3.467 | 1:50.607 | 19 | 12.524 | 1:46.833 | 19 | 16.004 | 1:43.837 | 19 | 19.210 | 1:43.817 | 19 | 22.623 | 1:43.766 |
| 65 | 4.390 | 1:51.530 | 65 | 13.720 | 1:48.713 | 65 | 17.668 | 1:44.305 | 65 | 20.808 | 1:43.751 | 65 | 23.438 | 1:42.983 |
| 19 | 5.074 | 1:52.214 | 48 | 15.210 | 1:46.512 | 48 | 19.858 | 1:45.005 | 48 | 24.635 | 1:45.388 | 48 | 29.538 | 1:45.256 |
| 48 | 8.081 | 1:55.221 | 175 | 16.237 | 1:46.062 | 175 | 21.631 | 1:45.751 | 175 | 26.606 | 1:45.586 | 175 | 32.445 | 1:46.192 |
| 175 | 9.558 | 1:56.698 | 142 | 17.343 | 1:47.167 | 142 | 23.033 | 1:46.047 | 142 | 28.570 | 1:46.148 | 142 | 34.139 | 1:45.922 |
| 142 | 9.559 | 1:56.699 | 49 | 18.433 | 1:47.857 | 49 | 25.475 | 1:47.399 | 49 | 32.668 | 1:47.804 | 49 | 39.576 | 1:47.261 |
| 49 | 9.959 | 1:57.099 | 140 | 21.235 | 1:49.442 | 140 | 29.787 | 1:48.909 | 140 | 37.919 | 1:48.743 | 140 | 45.649 | 1:48.083 |
| 140 | 11.176 | 1:58.316 | 44 | 22.170 | 1:49.483 | 44 | 30.755 | 1:48.942 | 44 | 38.661 | 1:48.517 | 44 | 46.299 | 1:47.991 |
| 44 | 12.070 | 1:59.210 | 76 | 26.659 | 1:51.327 | 76 | 36.645 | 1:50.343 | 25 | 47.193 | 1:50.871 | 25 | 56.920 | 1:50.080 |
| 76 | 14.715 | 2:01.855 | 25 | 27.164 | 1:51.283 | 25 | 36.933 | 1:50.126 | 76 | 48.201 | 1:52.167 | 76 | 59.550 | 1:51.702 |
| 25 | 15.264 | 2:02.404 | 143 | 29.504 | 1:52.492 | 143 | 40.314 | 1:51.167 | 143 | 51.073 | 1:51.370 | 143 | 1:00.952 | 1:50.232 |
| 143 | 16.395 | 2:03.535 | 126 | 31.364 | 1:52.643 | 126 | 43.221 | 1:52.214 | 126 | 55.758 | 1:53.148 | 126 | 1:08.833 | 1:53.428 |
| 126 | 18.104 | 2:05.244 | 104 | 32.058 | 1:52.630 | 157 | 50.521 | 1:57.048 | 157 | 1:03.627 | 1:53.717 | 157 | 1:17.270 | 1:53.996 |
| 104 | 18.811 | 2:05.951 | 157 | 33.830 | 1:53.575 | 50 | 55.378 | 1:55.160 | 50 | 1:07.795 | 1:53.028 | 50 | 1:19.533 | 1:52.091 |
| 157 | 19.638 | 2:06.778 | 50 | 40.575 | 1:57.422 | 190 | 1:01.603 | 1:57.956 | 104 | 1:12.580 | 1:51.515 | 104 | 1:24.598 | 1:52.371 |
| 50 | 22.536 | 2:09.676 | 190 | 44.004 | 1:59.290 | 104 | 1:01.676 | 2:09.975 | 190 | 1:19.805 | 1:58.813 | 190 | 1:38.289 | 1:58.837 |
| 190 | 24.097 | 2:11.237 | | | | | | | | | | | | |

Weather / Track : Bright / Dry

Cadwell Park
 Circuit Length = 2.1870 miles
 Start: 12:57 End: 13:16

Project 8 Racing Saloons

RACE 1 - LAP CHART


| Lap 6 | | | Lap 7 | | | Lap 8 | | | Lap 9 | | | Lap 10 | | |
|-------|----------|----------|-------|----------|----------|-------|----------|----------|-------|----------|----------|--------|----------|----------|
| No | Behind | Laptime | No | Behind | Laptime | No | Behind | Laptime | No | Behind | Laptime | No | Behind | Laptime |
| 33 | | 1:40.244 | 33 | | 1:40.787 | 33 | | 1:41.539 | 33 | | 1:42.045 | 33 | | 1:41.754 |
| 9 | 11.293 | 1:42.149 | 9 | 12.102 | 1:41.596 | 50 | 1 LAP | 1:54.886 | 76 | 1 LAP | 2:03.828 | 143 | 1 LAP | 1:52.967 |
| 19 | 26.256 | 1:43.877 | 190 | 1 LAP | 2:00.210 | 157 | 1 LAP | 1:55.875 | 126 | 1 LAP | 1:54.397 | 9 | 13.692 | 1:42.991 |
| 65 | 26.779 | 1:43.585 | 65 | 30.859 | 1:44.867 | 104 | 1 LAP | 1:52.225 | 9 | 12.455 | 1:42.343 | 76 | 1 LAP | 1:53.411 |
| 48 | 34.169 | 1:44.875 | 19 | 31.661 | 1:46.192 | 9 | 12.157 | 1:41.594 | 157 | 1 LAP | 1:53.917 | 126 | 1 LAP | 1:53.863 |
| 175 | 38.652 | 1:46.451 | 48 | 38.887 | 1:45.505 | 65 | 33.510 | 1:44.190 | 50 | 1 LAP | 1:54.804 | 157 | 1 LAP | 1:54.322 |
| 142 | 39.688 | 1:45.793 | 175 | 44.755 | 1:46.890 | 19 | 34.208 | 1:44.086 | 104 | 1 LAP | 1:53.751 | 65 | 40.413 | 1:46.260 |
| 49 | 46.021 | 1:46.689 | 142 | 45.678 | 1:46.777 | 190 | 1 LAP | 1:58.346 | 65 | 35.907 | 1:44.442 | 19 | 41.124 | 1:46.276 |
| 140 | 53.258 | 1:47.853 | 49 | 52.473 | 1:47.239 | 175 | 49.828 | 1:46.612 | 19 | 36.602 | 1:44.439 | 175 | 1:01.202 | 1:48.890 |
| 44 | 54.334 | 1:48.279 | 140 | 1:00.208 | 1:47.737 | 142 | 50.617 | 1:46.478 | 190 | 1 LAP | 1:57.566 | 142 | 1:01.953 | 1:48.528 |
| 25 | 1:06.680 | 1:50.004 | 44 | 1:02.350 | 1:48.803 | 49 | 58.072 | 1:47.138 | 175 | 54.066 | 1:46.283 | 190 | 1 LAP | 2:00.898 |
| 143 | 1:12.453 | 1:51.745 | 25 | 1:17.266 | 1:51.373 | 140 | 1:06.958 | 1:48.289 | 142 | 55.179 | 1:46.607 | 49 | 1:11.163 | 1:48.694 |
| 76 | 1:13.484 | 1:54.178 | 143 | 1:22.875 | 1:51.209 | 44 | 1:09.187 | 1:48.376 | 49 | 1:04.223 | 1:48.196 | 140 | 1:21.812 | 1:50.720 |
| 126 | 1:21.995 | 1:53.406 | 76 | 1:24.021 | 1:51.324 | 25 | 1:26.689 | 1:50.962 | 140 | 1:12.846 | 1:47.933 | 44 | 1:24.791 | 1:50.207 |
| 157 | 1:30.825 | 1:53.799 | 126 | 1:35.240 | 1:54.032 | 143 | 1:33.664 | 1:52.328 | 44 | 1:16.338 | 1:49.196 | 25 | 1:47.503 | 1:53.613 |
| 50 | 1:31.354 | 1:52.065 | | | | | | | 25 | 1:35.644 | 1:51.000 | | | |
| 104 | 1:35.649 | 1:51.295 | | | | | | | | | | | | |

Weather / Track : Bright / Dry

Cadwell Park
 Circuit Length = 2.1870 miles
 Start: 12:57 End: 13:16

Project 8 Racing Saloons

RACE 4 - GRID - AMENDED

| | | | | | |
|--|-----|-----------------|-----------------------|----------------|---------------|
| ROW 12 | | 190 | Christopher LADBROOKE | | |
| ROW 11 | | | | | |
| ROW 10 | | 128 | Scott SAWERS | | |
| ROW 9 | | 4 | Mike DUGDALE | 48 | Don HUGHES |
| ROW 8 | 104 | David WALSH | 50 | Paul COULAM | |
| ROW 7 | | 157 | Nick WOODWARD HARRIS | 126 | Steve TURTILL |
| ROW 6 | 76 | Harry GOODMAN | 143 | James CHRISTIE | |
| ROW 5 | | 25 | Simon BASSFORD | 44 | Colin STUBBS |
| ROW 4 | 140 | James CARPENTER | 49 | David CLARK | |
| ROW 3 | | 142 | Jason CHRISTIE | 175 | George HAYNES |
| ROW 2 | 19 | Stephen PRIMETT | 65 | Lawrie DUNSTER | |
| ROW 1 | | 9 | Colin TESTER | 33 | Adam SHARPE |
| Pole | | | | | |
|  | | | | | |

Cadwell Park
Circuit Length = 2.1870 miles

Clerk of Course :

Timekeeper :

Club MSV Track Day Trophy

RACE 3 - CLASSIFICATION

| POS | NO | CL | NAME | ENTRY | LAPS | TIME | GAP | DIFF | MPH | BEST | ON |
|----------------|-----|----------------------|------------------------------|---------------------|------|-----------|-----------------|-----------|-------|------------|----|
| 1 | 56 | Sat | Joihn HAMILTON | Smart Van | 24 | 45:00.206 | | | 69.97 | 1:43.076 | 2 |
| 2 | 66 | Sat | GOFF/CAPSTICK | K.O.K Support | 24 | 45:16.369 | 16.163 | 16.163 | 69.56 | 1:40.505 | 3 |
| 3 | 6 | Sat | THOMAS/CROFT | Team Cream Slice | 24 | 45:30.004 | 29.798 | 13.635 | 69.21 | 1:43.986 | 10 |
| 4 | 24 | Sat | James BRITTON | J P Racing | 24 | 45:30.106 | 29.900 | 0.102 | 69.21 | 1:42.979 | 23 |
| 5 | 28 | Sat | BURNETT/JOKINEN | Team Socram | 24 | 45:50.756 | 50.550 | 20.650 | 68.69 | 1:45.049 | 21 |
| 6 | 48 | Sat | WRIGHT/CAMERON | Team Tactics | 24 | 46:40.442 | 1:40.236 | 49.686 | 67.47 | 1:46.399 | 16 |
| 7 | 70 | Sat | Neil NEWSTEAD | NN Racing | 23 | 45:00.808 | 1 lap | 1 lap | 67.04 | 1:46.687 | 7 |
| 8 | 22 | Sat | LITTLEWOOD/LITTLEWOOD | Littlewood Racing | 23 | 45:05.476 | 1 lap | 4.668 | 66.93 | 1:47.426 | 19 |
| 9 | 3 | Sat | MARAIS/COMPAAN | Windgat Racing | 23 | 45:29.077 | 1 lap | 23.601 | 66.35 | 1:47.687 | 7 |
| 10 | 37 | Sat | O'MAHONY/MEENAN | MOM Motorsport | 23 | 45:29.835 | 1 lap | 0.758 | 66.33 | 1:48.786 | 20 |
| 11 | 64 | Sat | McHUGH/McHUGH | McQ Motorsport | 23 | 45:31.847 | 1 lap | 2.012 | 66.28 | 1:49.119 | 18 |
| 12 | 71 | Sat | HEYWOOD/CUMMINGS | Chav Motorsport | 23 | 46:06.362 | 1 lap | 34.515 | 65.45 | 1:48.455 | 8 |
| 13 | 29 | Sat | McKEEVER/WEYMOUTH | MAD Motorsport | 23 | 46:21.749 | 1 lap | 15.387 | 65.09 | 1:50.138 | 21 |
| 14 | 42 | Sat | ATKINSON/JEBSON | Podium Preparation | 23 | 46:25.854 | 1 lap | 4.105 | 65.00 | 1:49.599 | 20 |
| 15 | 44 | Sat | READ/RICHARDS | R & R Racing | 23 | 46:45.967 | 1 lap | 20.113 | 64.53 | 1:52.125 | 5 |
| 16 | 46 | Sat | Cliff JORDAN | Pink Express Racing | 22 | 45:08.125 | 2 laps | 1 lap | 63.95 | 1:51.911 | 15 |
| 17 | 99 | Sat | FLOWER/SMITH | BUC RACING | 22 | 46:02.859 | 2 laps | 54.734 | 62.69 | 1:51.755 | 5 |
| 18 | 2 | Sat | BERRY/CHAMBERS | Team Hmmm | 22 | 46:03.161 | 2 laps | 0.302 | 62.68 | 1:52.984 | 10 |
| 19 | 54 | Sat | BLAKES/ALLEN | Powerbell Racing | 21 | 45:37.274 | 3 laps | 1 lap | 60.40 | 1:53.729 | 10 |
| 20 | 61 | Sat | DOHERTY/SUMMER | Mazda MX5 | 21 | 46:41.348 | 3 laps | 1:04.074 | 59.01 | 2:00.476 | 14 |
| NOT CLASSIFIED | | | | | | | | | | | |
| DNC | 50 | Sat | SHARPE/SCARBOROUGH | Skellys Heroes | 18 | 35:39.546 | 6 laps | 3 laps | 66.23 | 1:46.821 | 18 |
| DNC | 87 | Sat | Tony TALBOT | SEDA Racing | 17 | 36:42.418 | 7 laps | 1 lap | 60.77 | 1:54.453 | 7 |
| DNC | 73 | Sat | Steven PARKER | Parkside | 16 | 34:40.720 | 8 laps | 1 lap | 60.54 | 1:54.591 | 13 |
| DNC | 4 | Sat | BROWN/HONEYBONE | Apple Car Centre | 15 | 31:24.766 | 9 laps | 1 lap | 62.65 | 1:51.005 | 15 |
| DNC | 8 | Sat | PHILPOTT/ALLEN | Powerbell Racing 2 | 12 | 28:04.399 | 12 laps | 3 laps | 56.08 | 1:52.525 | 8 |
| DNC | 88 | Sat | McCORMACK/LONGWORTH | T.F.L Racing | 5 | 46:07.917 | 19 laps | 7 laps | 14.22 | 1:46.156 | 4 |
| DNC | 21 | Sat | JACKSON-MOORE/BROAD | 2 B Monkey's | 4 | 7:57.086 | 20 laps | 1 lap | 66.01 | 1:54.135 | 4 |
| FASTEST LAP | | | | | | | | | | | |
| 66 | Sat | GOFF/CAPSTICK | K.O.K Support | | 3 | 1:40.505 | | 78.33 mph | | 126.06 kph | |

Weather / Track : Bright / Dry

These results are provisional until the conclusion of any judicial and technical matters.

Cadwell Park

Circuit Length = 2.1870 miles

Start: 13:59 End: 14:46

| | |
|-------------------|--------------|
| Clerk of Course : | Timekeeper : |
|-------------------|--------------|

Club MSV Track Day Trophy

RACE 3 - LAP CHART

| Lap 1 | | | Lap 2 | | | Lap 3 | | | Lap 4 | | | Lap 5 | | |
|-------|--------|----------|-------|--------|----------|-------|----------|----------|-------|----------|----------|-------|----------|----------|
| No | Behind | Laptime | No | Behind | Laptime | No | Behind | Laptime | No | Behind | Laptime | No | Behind | Laptime |
| 66 | | 1:49.120 | 66 | | 1:40.510 | 66 | | 1:40.505 | 66 | | 1:40.762 | 66 | | 1:41.480 |
| 24 | 2.995 | 1:52.115 | 24 | 6.096 | 1:43.611 | 24 | 9.185 | 1:43.594 | 24 | 13.560 | 1:45.137 | 61 | 1 LAP | 2:03.667 |
| 56 | 5.720 | 1:54.840 | 56 | 8.286 | 1:43.076 | 56 | 12.007 | 1:44.226 | 56 | 14.515 | 1:43.270 | 24 | 15.749 | 1:43.669 |
| 28 | 6.839 | 1:55.959 | 28 | 13.369 | 1:47.040 | 6 | 18.069 | 1:44.960 | 6 | 21.569 | 1:44.262 | 56 | 16.474 | 1:43.439 |
| 6 | 7.546 | 1:56.666 | 6 | 13.614 | 1:46.578 | 28 | 20.184 | 1:47.320 | 28 | 25.767 | 1:46.345 | 6 | 24.149 | 1:44.060 |
| 70 | 10.626 | 1:59.746 | 50 | 18.645 | 1:48.094 | 50 | 26.058 | 1:47.918 | 50 | 32.279 | 1:46.983 | 28 | 30.120 | 1:45.833 |
| 50 | 11.061 | 2:00.181 | 70 | 19.633 | 1:49.517 | 70 | 27.125 | 1:47.997 | 70 | 33.264 | 1:46.901 | 50 | 37.905 | 1:47.106 |
| 48 | 12.330 | 2:01.450 | 48 | 20.687 | 1:48.867 | 48 | 28.622 | 1:48.440 | 48 | 34.824 | 1:46.964 | 70 | 38.965 | 1:47.181 |
| 3 | 13.186 | 2:02.306 | 3 | 21.788 | 1:49.112 | 3 | 29.517 | 1:48.234 | 3 | 37.084 | 1:48.329 | 48 | 40.368 | 1:47.024 |
| 22 | 14.475 | 2:03.595 | 22 | 23.633 | 1:49.668 | 22 | 32.443 | 1:49.315 | 22 | 40.763 | 1:49.082 | 3 | 43.794 | 1:48.190 |
| 37 | 15.364 | 2:04.484 | 37 | 24.222 | 1:49.368 | 37 | 33.372 | 1:49.655 | 64 | 47.970 | 1:50.711 | 22 | 48.510 | 1:49.227 |
| 64 | 16.908 | 2:06.028 | 64 | 27.883 | 1:51.485 | 64 | 38.021 | 1:50.643 | 37 | 49.057 | 1:56.447 | 64 | 57.344 | 1:50.854 |
| 71 | 17.138 | 2:06.258 | 71 | 28.889 | 1:52.261 | 71 | 39.673 | 1:51.289 | 71 | 49.902 | 1:50.991 | 37 | 57.936 | 1:50.359 |
| 4 | 18.225 | 2:07.345 | 4 | 31.603 | 1:53.888 | 4 | 45.106 | 1:54.008 | 4 | 57.903 | 1:53.559 | 71 | 58.905 | 1:50.483 |
| 42 | 20.535 | 2:09.655 | 42 | 36.732 | 1:56.707 | 99 | 49.476 | 1:53.202 | 99 | 1:01.528 | 1:52.814 | 4 | 1:09.303 | 1:52.880 |
| 99 | 20.675 | 2:09.795 | 99 | 36.779 | 1:56.614 | 42 | 52.717 | 1:56.490 | 21 | 1:06.189 | 1:54.135 | 99 | 1:11.803 | 1:51.755 |
| 29 | 21.433 | 2:10.553 | 29 | 38.336 | 1:57.413 | 21 | 52.816 | 1:54.467 | 44 | 1:08.071 | 1:53.578 | 44 | 1:18.716 | 1:52.125 |
| 21 | 22.477 | 2:11.597 | 44 | 38.583 | 1:56.589 | 29 | 54.108 | 1:56.277 | 42 | 1:08.351 | 1:56.396 | 29 | 1:20.446 | 1:53.383 |
| 44 | 22.504 | 2:11.624 | 21 | 38.854 | 1:56.887 | 44 | 55.255 | 1:57.177 | 29 | 1:08.543 | 1:55.197 | 42 | 1:22.156 | 1:55.285 |
| 46 | 23.479 | 2:12.599 | 46 | 39.566 | 1:56.597 | 46 | 56.199 | 1:57.138 | 46 | 1:09.480 | 1:54.043 | 46 | 1:22.707 | 1:54.707 |
| 87 | 24.685 | 2:13.805 | 87 | 41.109 | 1:56.934 | 87 | 57.953 | 1:57.349 | 54 | 1:13.237 | 1:55.389 | 54 | 1:27.470 | 1:55.713 |
| 54 | 25.176 | 2:14.296 | 54 | 41.618 | 1:56.952 | 54 | 58.610 | 1:57.497 | 8 | 1:13.716 | 1:55.431 | 8 | 1:27.656 | 1:55.420 |
| 8 | 26.165 | 2:15.285 | 8 | 42.145 | 1:56.490 | 8 | 59.047 | 1:57.407 | 87 | 1:14.876 | 1:57.685 | 2 | 1:31.680 | 1:56.856 |
| 73 | 27.176 | 2:16.296 | 73 | 42.905 | 1:56.239 | 73 | 59.754 | 1:57.354 | 73 | 1:15.488 | 1:56.496 | 73 | 1:34.648 | 2:00.640 |
| 2 | 28.908 | 2:18.028 | 2 | 44.167 | 1:55.769 | 2 | 1:00.430 | 1:56.768 | 2 | 1:16.304 | 1:56.636 | 87 | 1:41.150 | 2:07.754 |
| 61 | 30.433 | 2:19.553 | 61 | 56.589 | 2:06.666 | 61 | 1:21.614 | 2:05.530 | | | | | | |

Weather / Track : Bright / Dry

Cadwell Park
 Circuit Length = 2.1870 miles
 Start: 13:59 End: 14:46

Club MSV Track Day Trophy

RACE 3 - LAP CHART

| Lap 6 | | | Lap 7 | | | Lap 8 | | | Lap 9 | | | Lap 10 | | |
|-------|----------|----------|-------|----------|----------|-------|----------|----------|-------|----------|----------|--------|----------|----------|
| No | Behind | Laptime | No | Behind | Laptime | No | Behind | Laptime | No | Behind | Laptime | No | Behind | Laptime |
| 66 | | 1:41.489 | 66 | | 1:43.535 | 66 | | 1:44.394 | 66 | | 1:44.040 | 66 | | 1:42.868 |
| 24 | 19.690 | 1:45.430 | 2 | 1 LAP | 1:55.374 | 46 | 1 LAP | 1:54.367 | 29 | 1 LAP | 1:50.797 | 4 | 1 LAP | 1:53.266 |
| 56 | 20.011 | 1:45.026 | 73 | 1 LAP | 1:58.087 | 8 | 1 LAP | 1:52.793 | 44 | 1 LAP | 1:53.590 | 99 | 1 LAP | 1:52.897 |
| 61 | 1 LAP | 2:03.837 | 87 | 1 LAP | 1:55.278 | 54 | 1 LAP | 1:55.291 | 42 | 1 LAP | 1:53.788 | 44 | 1 LAP | 1:52.786 |
| 6 | 28.036 | 1:45.376 | 24 | 20.438 | 1:44.283 | 2 | 1 LAP | 1:53.691 | 46 | 1 LAP | 1:53.559 | 42 | 1 LAP | 1:53.390 |
| 28 | 34.870 | 1:46.239 | 56 | 21.039 | 1:44.563 | 73 | 1 LAP | 1:56.371 | 8 | 1 LAP | 1:52.525 | 46 | 1 LAP | 1:53.335 |
| 50 | 43.869 | 1:47.453 | 6 | 29.626 | 1:45.125 | 87 | 1 LAP | 1:54.453 | 54 | 1 LAP | 1:53.999 | 24 | 23.573 | 1:44.349 |
| 70 | 45.454 | 1:47.978 | 28 | 38.740 | 1:47.405 | 56 | 21.525 | 1:44.880 | 2 | 1 LAP | 1:54.689 | 8 | 1 LAP | 1:54.337 |
| 48 | 46.246 | 1:47.367 | 61 | 1 LAP | 2:02.441 | 24 | 21.681 | 1:45.637 | 24 | 22.092 | 1:44.451 | 54 | 1 LAP | 1:54.424 |
| 3 | 50.181 | 1:47.876 | 50 | 47.452 | 1:47.118 | 6 | 29.955 | 1:44.723 | 6 | 30.948 | 1:45.033 | 6 | 32.066 | 1:43.986 |
| 22 | 55.622 | 1:48.601 | 70 | 48.606 | 1:46.687 | 28 | 40.593 | 1:46.247 | 73 | 1 LAP | 1:56.986 | 2 | 1 LAP | 1:53.181 |
| 64 | 1:07.344 | 1:51.489 | 48 | 49.444 | 1:46.733 | 50 | 50.447 | 1:47.389 | 87 | 1 LAP | 1:55.987 | 28 | 46.441 | 1:47.094 |
| 37 | 1:08.040 | 1:51.593 | 3 | 54.333 | 1:47.687 | 70 | 51.612 | 1:47.400 | 28 | 42.215 | 1:45.662 | 87 | 1 LAP | 1:56.011 |
| 71 | 1:08.551 | 1:51.135 | 22 | 1:01.090 | 1:49.003 | 48 | 52.720 | 1:47.670 | 50 | 54.390 | 1:47.983 | 48 | 1:00.785 | 1:47.433 |
| 4 | 1:20.207 | 1:52.393 | 64 | 1:14.157 | 1:50.348 | 3 | 59.233 | 1:49.294 | 48 | 56.220 | 1:47.540 | 50 | 1:03.607 | 1:52.085 |
| 99 | 1:22.289 | 1:51.975 | 37 | 1:15.707 | 1:51.202 | 61 | 1 LAP | 2:02.348 | 3 | 1:03.328 | 1:48.135 | 3 | 1:10.384 | 1:49.924 |
| 44 | 1:30.494 | 1:53.267 | 71 | 1:15.924 | 1:50.908 | 22 | 1:05.418 | 1:48.722 | 22 | 1:10.373 | 1:48.995 | 64 | 1:32.634 | 1:49.851 |
| 29 | 1:30.792 | 1:51.835 | 4 | 1:27.844 | 1:51.172 | 64 | 1:19.345 | 1:49.582 | 61 | 1 LAP | 2:00.960 | 56 | 1 LAP | 4:39.103 |
| 42 | 1:33.669 | 1:53.002 | 99 | 1:30.869 | 1:52.115 | 71 | 1:19.985 | 1:48.455 | 64 | 1:25.651 | 1:50.346 | 71 | 1:37.111 | 1:52.749 |
| 46 | 1:34.830 | 1:53.612 | 44 | 1:40.837 | 1:53.878 | 37 | 1:21.489 | 1:50.176 | 71 | 1:27.230 | 1:51.285 | 37 | 1:37.801 | 1:52.514 |
| 54 | 1:41.288 | 1:55.307 | 29 | 1:41.126 | 1:53.869 | 4 | 1:35.269 | 1:51.819 | 37 | 1:28.155 | 1:50.706 | | | |
| 8 | 1:41.466 | 1:55.299 | 42 | 1:43.462 | 1:53.328 | 99 | 1:40.082 | 1:53.607 | | | | | | |

Weather / Track : Bright / Dry

Cadwell Park
 Circuit Length = 2.1870 miles
 Start: 13:59 End: 14:46

Club MSV Track Day Trophy

RACE 3 - LAP CHART

| Lap 11 | | | Lap 12 | | | Lap 13 | | | Lap 14 | | | Lap 15 | | |
|--------|----------|----------|--------|----------|----------|--------|----------|----------|--------|--------|----------|--------|--------|----------|
| No | Behind | Laptime | No | Behind | Laptime | No | Behind | Laptime | No | Behind | Laptime | No | Behind | Laptime |
| 66 | | 1:41.713 | 66 | | 1:43.080 | 66 | | 1:44.280 | 66 | | 1:42.985 | 66 | | 1:42.546 |
| 99 | 1 LAP | 1:54.558 | 71 | 1 LAP | 1:51.687 | 56 | 2 LAPS | 1:44.897 | 24 | 2 LAPS | 1:47.752 | 87 | 2 LAPS | 1:54.589 |
| 44 | 1 LAP | 1:52.178 | 37 | 1 LAP | 1:52.062 | 64 | 1 LAP | 1:51.176 | 56 | 2 LAPS | 1:44.221 | 4 | 3 LAPS | 1:54.254 |
| 46 | 1 LAP | 1:53.621 | 73 | 3 LAPS | 5:03.344 | 71 | 1 LAP | 1:49.793 | 29 | 3 LAPS | 1:52.792 | 56 | 2 LAPS | 1:44.826 |
| 70 | 2 LAPS | 4:51.281 | 44 | 1 LAP | 1:52.258 | 37 | 1 LAP | 1:49.857 | 42 | 3 LAPS | 2:00.195 | 99 | 3 LAPS | 2:03.300 |
| 6 | 35.195 | 1:44.842 | 6 | 37.134 | 1:45.019 | 50 | 2 LAPS | 4:42.691 | 71 | 1 LAP | 1:50.035 | 6 | 2 LAPS | 4:45.613 |
| 8 | 1 LAP | 1:53.837 | 46 | 1 LAP | 1:53.810 | 44 | 1 LAP | 1:52.522 | 2 | 3 LAPS | 4:50.845 | 24 | 2 LAPS | 1:56.166 |
| 54 | 1 LAP | 1:53.729 | 70 | 2 LAPS | 1:53.300 | 73 | 3 LAPS | 2:04.054 | 3 | 2 LAPS | 4:38.738 | 29 | 3 LAPS | 1:52.347 |
| 2 | 1 LAP | 1:52.984 | 8 | 1 LAP | 1:53.112 | 70 | 2 LAPS | 1:49.227 | 50 | 2 LAPS | 1:53.667 | 42 | 3 LAPS | 1:53.782 |
| 28 | 50.649 | 1:45.921 | 54 | 1 LAP | 1:55.047 | 46 | 1 LAP | 1:53.549 | 70 | 2 LAPS | 1:51.086 | 61 | 4 LAPS | 2:10.447 |
| 87 | 1 LAP | 2:00.068 | 22 | 2 LAPS | 4:52.433 | 22 | 2 LAPS | 1:55.114 | 73 | 3 LAPS | 1:56.357 | 54 | 3 LAPS | 4:58.974 |
| 48 | 1:07.148 | 1:48.076 | 28 | 55.164 | 1:47.595 | 48 | 1:16.599 | 1:48.822 | 22 | 2 LAPS | 1:48.860 | 28 | 2 LAPS | 4:59.854 |
| 3 | 1:18.026 | 1:49.355 | 61 | 3 LAPS | 4:54.514 | 99 | 2 LAPS | 4:40.895 | | | | 2 | 3 LAPS | 2:03.694 |
| 29 | 2 LAPS | 4:41.942 | 48 | 1:12.057 | 1:47.989 | 87 | 1 LAP | 2:00.709 | | | | 50 | 2 LAPS | 1:48.439 |
| 64 | 1:41.341 | 1:50.420 | 87 | 1 LAP | 1:55.546 | 61 | 3 LAPS | 2:12.140 | | | | 3 | 2 LAPS | 1:58.169 |
| 56 | 1 LAP | 1:50.901 | 4 | 2 LAPS | 4:42.765 | 4 | 2 LAPS | 1:59.298 | | | | 70 | 2 LAPS | 1:49.575 |
| | | | 42 | 2 LAPS | 4:39.460 | | | | | | | 73 | 3 LAPS | 1:56.299 |
| | | | 29 | 2 LAPS | 2:00.874 | | | | | | | 22 | 2 LAPS | 1:47.691 |
| | | | 24 | 1 LAP | 4:41.084 | | | | | | | 64 | 2 LAPS | 4:40.575 |
| | | | | | | | | | | | | 37 | 2 LAPS | 4:40.163 |
| | | | | | | | | | | | | 56 | 1 LAP | 1:45.889 |
| | | | | | | | | | | | | 44 | 2 LAPS | 4:39.842 |
| | | | | | | | | | | | | 4 | 2 LAPS | 1:55.039 |
| | | | | | | | | | | | | 6 | 1 LAP | 1:54.631 |
| | | | | | | | | | | | | 24 | 1 LAP | 1:53.719 |
| | | | | | | | | | | | | 99 | 2 LAPS | 1:57.568 |
| | | | | | | | | | | | | 29 | 2 LAPS | 1:54.709 |

Weather / Track : Bright / Dry

Cadwell Park
Circuit Length = 2.1870 miles
Start: 13:59 End: 14:46

Club MSV Track Day Trophy

RACE 3 - LAP CHART

| Lap 16 | | | Lap 17 | | | Lap 18 | | | Lap 19 | | | Lap 20 | | |
|--------|----------|----------|--------|----------|----------|--------|----------|----------|--------|----------|----------|--------|----------|-----------|
| No | Behind | Laptime | No | Behind | Laptime | No | Behind | Laptime | No | Behind | Laptime | No | Behind | Laptime |
| 66 | | 4:29.811 | 66 | | 1:57.136 | 66 | | 1:52.624 | 66 | | 1:53.423 | 66 | | 1:51.931 |
| 50 | 1 LAP | 1:48.121 | 61 | 3 LAPS | 2:00.476 | 48 | 1 LAP | 1:50.919 | 99 | 2 LAPS | 2:00.215 | 22 | 1 LAP | 1:47.426 |
| 48 | 1 LAP | 1:57.219 | 48 | 1 LAP | 1:46.399 | 70 | 1 LAP | 1:50.370 | 22 | 1 LAP | 1:48.534 | 99 | 2 LAPS | 2:00.207 |
| 70 | 1 LAP | 1:50.426 | 70 | 1 LAP | 1:47.427 | 3 | 1 LAP | 1:52.016 | 3 | 1 LAP | 1:52.494 | 3 | 1 LAP | 1:51.073 |
| 3 | 1 LAP | 1:54.478 | 3 | 1 LAP | 1:52.055 | 22 | 1 LAP | 1:49.911 | 56 | 18.848 | 1:44.689 | 56 | 10.881 | 1:43.964 |
| 2 | 2 LAPS | 2:05.111 | 22 | 1 LAP | 1:47.732 | 61 | 3 LAPS | 2:04.478 | 61 | 3 LAPS | 2:02.741 | 37 | 1 LAP | 1:49.761 |
| 22 | 1 LAP | 1:48.082 | 2 | 2 LAPS | 1:55.653 | 2 | 2 LAPS | 1:54.958 | 64 | 1 LAP | 1:49.119 | 64 | 1 LAP | 1:52.001 |
| 54 | 2 LAPS | 2:14.069 | 64 | 1 LAP | 1:51.449 | 56 | 27.582 | 1:45.505 | 2 | 2 LAPS | 1:56.548 | 61 | 3 LAPS | 2:01.561 |
| 87 | 2 LAPS | 4:56.434 | 37 | 1 LAP | 1:52.186 | 64 | 1 LAP | 1:50.859 | 37 | 1 LAP | 1:49.453 | 2 | 2 LAPS | 1:58.306 |
| 73 | 2 LAPS | 1:54.743 | 87 | 2 LAPS | 2:02.262 | 37 | 1 LAP | 1:50.775 | 24 | 40.163 | 1:43.525 | 24 | 32.562 | 1:44.330 |
| 64 | 1 LAP | 1:50.411 | 56 | 34.701 | 1:43.911 | 87 | 2 LAPS | 1:55.202 | 6 | 45.955 | 1:45.313 | 6 | 39.814 | 1:45.790 |
| 37 | 1 LAP | 1:49.353 | 73 | 2 LAPS | 1:57.741 | 73 | 2 LAPS | 1:55.122 | 87 | 2 LAPS | 2:02.352 | 71 | 1 LAP | 1:52.229 |
| 56 | 47.926 | 1:44.050 | 54 | 2 LAPS | 2:11.137 | 71 | 1 LAP | 1:50.888 | 71 | 1 LAP | 1:53.863 | 28 | 59.899 | 1:47.096 |
| 71 | 1 LAP | 1:57.750 | 71 | 1 LAP | 1:50.637 | 24 | 50.061 | 1:43.155 | 28 | 1:04.734 | 1:46.988 | 88 | 19 LAPS | 38:57.067 |
| 4 | 1 LAP | 1:51.005 | 24 | 59.530 | 1:44.689 | 6 | 54.065 | 1:45.578 | 29 | 1 LAP | 1:51.762 | 29 | 1 LAP | 1:51.348 |
| 6 | 1:11.709 | 1:47.374 | 6 | 1:01.111 | 1:46.538 | 54 | 2 LAPS | 2:08.840 | 54 | 2 LAPS | 2:06.635 | 42 | 1 LAP | 1:50.667 |
| 24 | 1:11.977 | 1:47.456 | 29 | 1 LAP | 1:52.084 | 28 | 1:11.169 | 1:47.117 | 42 | 1 LAP | 1:50.358 | 44 | 1 LAP | 1:55.150 |
| 29 | 1 LAP | 1:50.655 | 28 | 1:16.676 | 1:46.144 | 29 | 1 LAP | 1:51.296 | 44 | 1 LAP | 1:52.941 | 54 | 2 LAPS | 2:07.554 |
| 42 | 1 LAP | 1:52.004 | 42 | 1 LAP | 1:53.470 | 42 | 1 LAP | 1:51.582 | 46 | 1 LAP | 1:53.108 | 48 | 1:39.036 | 1:49.167 |
| 44 | 1 LAP | 1:54.227 | 44 | 1 LAP | 1:53.336 | 44 | 1 LAP | 1:54.106 | 48 | 1:41.800 | 1:46.504 | 46 | 1 LAP | 1:52.798 |
| 28 | 1:27.668 | 1:46.777 | 46 | 1 LAP | 1:53.133 | 50 | 1:36.668 | 1:46.821 | 70 | 1:47.521 | 1:47.885 | 70 | 1:44.669 | 1:49.079 |
| 99 | 1 LAP | 2:02.645 | 50 | 1:42.471 | 1:48.531 | 46 | 1 LAP | 1:52.526 | | | | | | |
| 46 | 1 LAP | 1:51.911 | 99 | 1 LAP | 2:01.188 | 48 | 1:48.719 | 1:48.474 | | | | | | |
| 50 | 1:51.076 | 1:49.099 | | | | 70 | 1:53.059 | 1:51.625 | | | | | | |

Weather / Track : Bright / Dry

Cadwell Park
 Circuit Length = 2.1870 miles
 Start: 13:59 End: 14:46

Club MSV Track Day Trophy

RACE 3 - LAP CHART

| Lap 21 | | | Lap 22 | | | Lap 23 | | | Lap 24 | | |
|--------|----------|----------|--------|----------|----------|--------|----------|----------|--------|----------|----------|
| No | Behind | Laptime | No | Behind | Laptime | No | Behind | Laptime | No | Behind | Laptime |
| 66 | | 1:51.978 | 56 | | 1:45.415 | 56 | | 1:45.970 | 56 | | 1:44.780 |
| 22 | 1 LAP | 1:50.216 | 66 | 3.440 | 1:52.686 | 22 | 1 LAP | 1:48.492 | 70 | 1 LAP | 1:49.854 |
| 56 | 3.831 | 1:44.928 | 3 | 1 LAP | 1:52.282 | 66 | 8.892 | 1:51.422 | 22 | 1 LAP | 1:47.886 |
| 3 | 1 LAP | 1:55.240 | 37 | 1 LAP | 1:49.786 | 54 | 3 LAPS | 2:07.489 | 46 | 2 LAPS | 1:54.077 |
| 99 | 2 LAPS | 2:02.046 | 64 | 1 LAP | 1:49.288 | 3 | 1 LAP | 1:51.324 | 66 | 16.163 | 1:52.051 |
| 37 | 1 LAP | 1:48.786 | 6 | 29.232 | 1:45.662 | 37 | 1 LAP | 1:49.143 | 3 | 1 LAP | 1:52.399 |
| 64 | 1 LAP | 1:49.301 | 99 | 2 LAPS | 2:03.933 | 64 | 1 LAP | 1:49.373 | 37 | 1 LAP | 1:49.720 |
| 24 | 25.343 | 1:44.759 | 24 | 33.797 | 1:57.700 | 6 | 27.886 | 1:44.624 | 6 | 29.798 | 1:46.692 |
| 6 | 32.816 | 1:44.980 | 2 | 2 LAPS | 1:55.131 | 24 | 30.806 | 1:42.979 | 24 | 29.900 | 1:43.874 |
| 2 | 2 LAPS | 1:58.327 | 28 | 50.366 | 1:46.642 | 99 | 2 LAPS | 1:59.916 | 64 | 1 LAP | 1:51.028 |
| 71 | 1 LAP | 1:52.865 | 71 | 1 LAP | 1:53.272 | 28 | 49.707 | 1:45.311 | 54 | 3 LAPS | 2:07.943 |
| 28 | 52.970 | 1:45.049 | 88 | 19 LAPS | 1:48.712 | 2 | 2 LAPS | 1:55.670 | 28 | 50.550 | 1:45.623 |
| 61 | 3 LAPS | 2:15.008 | 61 | 3 LAPS | 2:04.632 | 71 | 1 LAP | 1:51.543 | 99 | 2 LAPS | 2:00.055 |
| 88 | 19 LAPS | 1:48.214 | 29 | 1 LAP | 1:50.138 | 88 | 19 LAPS | 1:46.156 | 2 | 2 LAPS | 1:54.689 |
| 29 | 1 LAP | 1:50.341 | 42 | 1 LAP | 1:50.436 | 29 | 1 LAP | 1:50.729 | 71 | 1 LAP | 1:51.885 |
| 42 | 1 LAP | 1:49.599 | 44 | 1 LAP | 1:53.372 | 42 | 1 LAP | 1:50.657 | 88 | 19 LAPS | 1:47.768 |
| 44 | 1 LAP | 1:54.190 | 48 | 1:34.131 | 1:47.755 | 61 | 3 LAPS | 2:01.873 | 29 | 1 LAP | 1:50.445 |
| 48 | 1:35.622 | 1:48.564 | 70 | 1:41.498 | 1:49.187 | 48 | 1:35.955 | 1:47.794 | 42 | 1 LAP | 1:52.437 |
| 46 | 1 LAP | 1:52.844 | 46 | 1 LAP | 1:52.588 | 44 | 1 LAP | 1:53.366 | 48 | 1:40.236 | 1:49.061 |
| 70 | 1:41.557 | 1:48.866 | | | | | | | 61 | 3 LAPS | 2:00.714 |
| 54 | 2 LAPS | 2:05.471 | | | | | | | 44 | 1 LAP | 1:52.349 |
| 22 | 1:48.888 | 1:48.349 | | | | | | | | | |

Weather / Track : Bright / Dry

Cadwell Park
 Circuit Length = 2.1870 miles
 Start: 13:59 End: 14:46

Project 8 Racing Saloons

RACE 4 - CLASSIFICATION

| POS | NO | CL | NAME | ENTRY | LAPS | TIME | GAP | DIFF | MPH | BEST | ON |
|----------------|-----|-----------------|-----------------------|----------------------|----------|-----------|----------|-----------|-------|------------|----|
| 1 | 33 | A | Adam SHARPE | BMW M3 | 10 | 16:52.123 | | | 77.78 | 1:39.789 | 3 |
| 2 | 9 | A | Colin TESTER | Ford Sierra Cosworth | 10 | 16:58.479 | 6.356 | 6.356 | 77.30 | 1:40.227 | 5 |
| 3 | 65 | A | Lawrie DUNSTER | BMW E36 M3 | 10 | 17:31.158 | 39.035 | 32.679 | 74.89 | 1:43.897 | 5 |
| 4 | 175 | A | George HAYNES | BMW E36 M3 | 10 | 17:33.912 | 41.789 | 2.754 | 74.70 | 1:43.681 | 5 |
| 5 | 4 | A | Mike DUGDALE | BMW E36 M3 | 10 | 17:37.168 | 45.045 | 3.256 | 74.47 | 1:43.738 | 4 |
| 6 | 19 | D | Stephen PRIMETT | Ford Escort | 10 | 17:37.749 | 45.626 | 0.581 | 74.43 | 1:44.226 | 5 |
| 7 | 142 | D | Jason CHRISTIE | Ford Escort RS2000 | 10 | 18:02.968 | 1:10.845 | 25.219 | 72.69 | 1:45.945 | 4 |
| 8 | 140 | E | James CARPENTER | Honda Civic | 10 | 18:30.743 | 1:38.620 | 27.775 | 70.88 | 1:47.708 | 4 |
| 9 | 44 | E | Colin STUBBS | Rover 216 Gti | 10 | 18:32.960 | 1:40.837 | 2.217 | 70.74 | 1:49.196 | 2 |
| 10 | 143 | E | James CHRISTIE | Hillman Avenger | 10 | 18:33.197 | 1:41.074 | 0.237 | 70.72 | 1:49.665 | 6 |
| 11 | 25 | F | Simon BASSFORD | BMW 320i | 10 | 18:34.037 | 1:41.914 | 0.840 | 70.67 | 1:49.688 | 10 |
| 12 | 126 | F | Steve TURTILL | BMW E30 320i | 9 | 16:58.011 | 1 lap | 1 lap | 69.60 | 1:50.886 | 7 |
| 13 | 76 | F | Harry GOODMAN | BMW 320i | 9 | 17:03.786 | 1 lap | 5.775 | 69.21 | 1:50.955 | 8 |
| 14 | 128 | F | Scott SAWERS | BMW E30 320i | 9 | 18:09.744 | 1 lap | 1:05.958 | 65.02 | 1:57.995 | 3 |
| 15 | 157 | F | Nick WOODWARD HARRIS | BMW 318i | 9 | 18:12.067 | 1 lap | 2.323 | 64.88 | 1:52.955 | 3 |
| 16 | 190 | F | Christopher LADBROOKE | BMW E30 320i | 9 | 18:33.130 | 1 lap | 21.063 | 63.65 | 1:58.630 | 8 |
| NOT CLASSIFIED | | | | | | | | | | | |
| DNF | 49 | D | David CLARK | Renault 5GT Turbo | 9 | 16:41.341 | 1 lap | | 70.76 | 1:47.558 | 6 |
| FASTEST LAP | | | | | | | | | | | |
| 33 | A | Adam SHARPE | BMW M3 | 3 | 1:39.789 | | | 78.89 mph | | 126.97 kph | |
| 19 | D | Stephen PRIMETT | Ford Escort | 5 | 1:44.226 | | | 75.53 mph | | 121.56 kph | |
| 140 | E | James CARPENTER | Honda Civic | 4 | 1:47.708 | | | 73.09 mph | | 117.63 kph | |
| 25 | F | Simon BASSFORD | BMW 320i | 10 | 1:49.688 | | | 71.77 mph | | 115.51 kph | |

Weather / Track : Bright / Dry
 These results are provisional until the conclusion of any judicial and technical matters.

Cadwell Park
 Circuit Length = 2.1870 miles
 Start: 15:00 End: 15:19

| | | | |
|-------------------|--|--------------|--|
| Clerk of Course : | | Timekeeper : | |
|-------------------|--|--------------|--|

Project 8 Racing Saloons

RACE 4 - LAP CHART

| Lap 1 | | | Lap 2 | | | Lap 3 | | | Lap 4 | | | Lap 5 | | |
|-------|--------|----------|-------|--------|----------|-------|----------|----------|-------|----------|----------|-------|----------|----------|
| No | Behind | Laptime | No | Behind | Laptime | No | Behind | Laptime | No | Behind | Laptime | No | Behind | Laptime |
| 9 | | 1:48.016 | 33 | | 1:40.560 | 33 | | 1:39.789 | 33 | | 1:39.857 | 33 | | 1:40.141 |
| 33 | 0.430 | 1:48.446 | 9 | 0.990 | 1:41.980 | 9 | 1.628 | 1:40.427 | 9 | 2.653 | 1:40.882 | 9 | 2.739 | 1:40.227 |
| 65 | 3.224 | 1:51.240 | 65 | 6.578 | 1:44.344 | 65 | 10.934 | 1:44.145 | 65 | 15.986 | 1:44.909 | 65 | 19.742 | 1:43.897 |
| 19 | 3.997 | 1:52.013 | 19 | 7.511 | 1:44.504 | 19 | 12.692 | 1:44.970 | 175 | 17.472 | 1:43.852 | 175 | 21.012 | 1:43.681 |
| 175 | 4.721 | 1:52.737 | 175 | 7.999 | 1:44.268 | 175 | 13.477 | 1:45.267 | 19 | 18.362 | 1:45.527 | 19 | 22.447 | 1:44.226 |
| 142 | 6.991 | 1:55.007 | 142 | 13.184 | 1:47.183 | 4 | 18.313 | 1:44.913 | 4 | 22.194 | 1:43.738 | 4 | 26.462 | 1:44.409 |
| 49 | 7.145 | 1:55.161 | 4 | 13.189 | 1:46.566 | 142 | 19.429 | 1:46.034 | 142 | 25.517 | 1:45.945 | 142 | 31.704 | 1:46.328 |
| 4 | 7.613 | 1:55.629 | 49 | 14.712 | 1:48.557 | 44 | 28.858 | 1:50.026 | 140 | 37.093 | 1:47.708 | 140 | 48.779 | 1:51.827 |
| 44 | 10.415 | 1:58.431 | 44 | 18.621 | 1:49.196 | 140 | 29.242 | 1:49.781 | 49 | 37.459 | 1:47.723 | 44 | 50.519 | 1:51.373 |
| 140 | 10.902 | 1:58.918 | 140 | 19.250 | 1:49.338 | 49 | 29.593 | 1:54.670 | 44 | 39.287 | 1:50.286 | 49 | 50.875 | 1:53.557 |
| 143 | 12.124 | 2:00.140 | 143 | 21.079 | 1:49.945 | 143 | 31.630 | 1:50.340 | 143 | 41.776 | 1:50.003 | 143 | 52.540 | 1:50.905 |
| 25 | 13.135 | 2:01.151 | 25 | 22.687 | 1:50.542 | 25 | 33.442 | 1:50.544 | 25 | 43.805 | 1:50.220 | 25 | 54.166 | 1:50.502 |
| 76 | 14.665 | 2:02.681 | 76 | 25.581 | 1:51.906 | 76 | 38.182 | 1:52.390 | 76 | 50.664 | 1:52.339 | 76 | 1:02.996 | 1:52.473 |
| 126 | 16.730 | 2:04.746 | 126 | 27.900 | 1:52.160 | 126 | 41.352 | 1:53.241 | 126 | 52.839 | 1:51.344 | 126 | 1:03.931 | 1:51.233 |
| 157 | 17.186 | 2:05.202 | 157 | 29.302 | 1:53.106 | 157 | 42.468 | 1:52.955 | 157 | 55.660 | 1:53.049 | 128 | 1:35.821 | 1:58.896 |
| 128 | 22.473 | 2:10.489 | 128 | 40.329 | 1:58.846 | 128 | 58.535 | 1:57.995 | 128 | 1:17.066 | 1:58.388 | | | |
| 190 | 38.183 | 2:26.199 | 190 | 58.470 | 2:01.277 | 190 | 1:18.804 | 2:00.123 | 190 | 1:39.048 | 2:00.101 | | | |

Weather / Track : Bright / Dry

Cadwell Park
 Circuit Length = 2.1870 miles
 Start: 15:00 End: 15:19

Project 8 Racing Saloons

RACE 4 - LAP CHART

| Lap 6 | | | Lap 7 | | | Lap 8 | | | Lap 9 | | | Lap 10 | | |
|-------|----------|----------|-------|----------|----------|-------|----------|----------|-------|----------|----------|--------|----------|----------|
| No | Behind | Laptime | No | Behind | Laptime | No | Behind | Laptime | No | Behind | Laptime | No | Behind | Laptime |
| 33 | | 1:40.389 | 33 | | 1:40.542 | 33 | | 1:40.170 | 33 | | 1:40.643 | 33 | | 1:41.586 |
| 9 | 3.819 | 1:41.469 | 9 | 4.687 | 1:41.410 | 9 | 5.453 | 1:40.936 | 9 | 5.652 | 1:40.842 | 126 | 1 LAP | 1:52.164 |
| 157 | 1 LAP | 2:34.484 | 128 | 1 LAP | 2:00.788 | 65 | 32.088 | 1:45.084 | 65 | 35.800 | 1:44.355 | 9 | 6.356 | 1:42.290 |
| 190 | 1 LAP | 2:02.337 | 157 | 1 LAP | 1:54.046 | 175 | 33.762 | 1:44.935 | 175 | 38.070 | 1:44.951 | 76 | 1 LAP | 1:57.049 |
| 65 | 23.437 | 1:44.084 | 65 | 27.174 | 1:44.279 | 19 | 36.241 | 1:45.261 | 19 | 41.016 | 1:45.418 | 65 | 39.035 | 1:44.821 |
| 175 | 24.956 | 1:44.333 | 175 | 28.997 | 1:44.583 | 128 | 1 LAP | 2:00.766 | 4 | 41.769 | 1:44.498 | 175 | 41.789 | 1:45.305 |
| 19 | 26.875 | 1:44.817 | 19 | 31.150 | 1:44.817 | 4 | 37.914 | 1:44.500 | 128 | 1 LAP | 2:01.131 | 4 | 45.045 | 1:44.862 |
| 4 | 30.038 | 1:43.965 | 4 | 33.584 | 1:44.088 | 157 | 1 LAP | 2:10.092 | 142 | 1:02.895 | 1:47.300 | 19 | 45.626 | 1:46.196 |
| 142 | 41.335 | 1:50.020 | 190 | 1 LAP | 2:04.113 | 142 | 56.238 | 1:47.664 | 157 | 1 LAP | 1:55.212 | 142 | 1:10.845 | 1:49.536 |
| 140 | 56.783 | 1:48.393 | 142 | 48.744 | 1:47.951 | 190 | 1 LAP | 2:00.426 | 190 | 1 LAP | 1:58.630 | 128 | 1 LAP | 2:02.445 |
| 49 | 58.044 | 1:47.558 | 140 | 1:05.288 | 1:49.047 | 49 | 1:14.191 | 1:48.743 | 140 | 1:30.584 | 1:56.259 | 157 | 1 LAP | 1:53.921 |
| 44 | 1:00.504 | 1:50.374 | 49 | 1:05.618 | 1:48.116 | 140 | 1:14.968 | 1:49.850 | 49 | 1:30.804 | 1:57.256 | 140 | 1:38.620 | 1:49.622 |
| 143 | 1:01.816 | 1:49.665 | 44 | 1:09.510 | 1:49.548 | 143 | 1:21.947 | 1:51.153 | 143 | 1:31.873 | 1:50.569 | 44 | 1:40.837 | 1:49.530 |
| 25 | 1:03.864 | 1:50.087 | 143 | 1:10.964 | 1:49.690 | 44 | 1:22.467 | 1:53.127 | 44 | 1:32.893 | 1:51.069 | 190 | 1 LAP | 1:59.924 |
| 126 | 1:14.690 | 1:51.148 | 25 | 1:13.854 | 1:50.532 | 25 | 1:24.668 | 1:50.984 | 25 | 1:33.812 | 1:49.787 | 143 | 1:41.074 | 1:50.787 |
| 76 | 1:15.122 | 1:52.515 | 126 | 1:25.034 | 1:50.886 | 126 | 1:35.953 | 1:51.089 | | | | 25 | 1:41.914 | 1:49.688 |
| | | | 76 | 1:26.058 | 1:51.478 | 76 | 1:36.843 | 1:50.955 | | | | | | |

Weather / Track : Bright / Dry

Cadwell Park
 Circuit Length = 2.1870 miles
 Start: 15:00 End: 15:19

Monoposto 1800, 1600, 1400 & 1000
RACE 2 - CLASSIFICATION - AMENDED

| POS | NO | CL | NAME | ENTRY | LAPS | TIME | GAP | DIFF | MPH | BEST | ON |
|-----|----|----|------------------|-------------------------|------|-----------|----------|--------|-------|----------|----|
| 1 | 29 | 10 | Dax WARD | Jedi MK6 | 9 | 16:10.953 | | | 72.97 | 1:29.948 | 8 |
| 2 | 27 | 10 | James O'REILLY | Speads | 9 | 16:12.478 | 1.525 | 1.525 | 72.86 | 1:27.510 | 2 |
| 3 | 3 | 10 | Adrian WRIGHT | GEM AW2 | 9 | 16:17.420 | 6.467 | 4.942 | 72.49 | 1:30.519 | 7 |
| 4 | 56 | 18 | Ewen SERGISON | Swift SZ99 | 9 | 16:20.901 | 9.948 | 3.481 | 72.23 | 1:31.270 | 7 |
| 5 | 30 | 10 | Marc FORTUNE | Jedi MK6 | 9 | 16:27.521 | 16.568 | 6.620 | 71.75 | 1:30.127 | 9 |
| 6 | 8 | 10 | John RAWLINGS | Speads RM07 | 9 | 16:30.219 | 19.266 | 2.698 | 71.55 | 1:32.890 | 9 |
| 7 | 85 | 18 | Peter BRAGG | Mygale SJ00 | 9 | 16:33.897 | 22.944 | 3.678 | 71.29 | 1:34.410 | 3 |
| 8 | 10 | 10 | Dan LEVY | Jedi Mk 4 | 9 | 16:34.299 | 23.346 | 0.402 | 71.26 | 1:33.866 | 7 |
| 9 | 78 | 18 | James CHAPMAN | Van Diemen RF03 | 9 | 16:41.098 | 30.145 | 6.799 | 70.78 | 1:35.187 | 6 |
| 10 | 60 | 18 | Matt HAYES | Jamun M97Z | 9 | 16:44.054 | 33.101 | 2.956 | 70.57 | 1:35.319 | 6 |
| 11 | 59 | 16 | Jason TIMMS | Lola T644E | 9 | 16:44.882 | 33.929 | 0.828 | 70.51 | 1:36.274 | 6 |
| 12 | 74 | 18 | Marcus SHEARD | Mygale SJ00 | 9 | 17:09.096 | 58.143 | 24.214 | 68.85 | 1:41.183 | 6 |
| 13 | 15 | 10 | Len TURNER | Jedi MK6 | 9 | 17:17.622 | 1:06.669 | 8.526 | 68.28 | 1:42.409 | 7 |
| 14 | 73 | 18 | Jonathan BAGGOTT | Van Diemen RF95 | 9 | 17:18.057 | 1:07.104 | 0.435 | 68.26 | 1:42.781 | 8 |
| 15 | 94 | 18 | Jock SERGISON | Swift SC98Z | 9 | 17:25.688 | 1:14.735 | 7.631 | 67.76 | 1:43.869 | 6 |
| 16 | 99 | 16 | Geoff FERN | Formula Vauxhall Junior | 9 | 17:26.103 | 1:15.150 | 0.415 | 67.73 | 1:40.986 | 6 |
| 17 | 57 | 16 | Eddie GUEST | Lola T640 | 9 | 17:36.210 | 1:25.257 | 10.107 | 67.08 | 1:46.216 | 9 |
| 18 | 70 | 16 | Joe VENOR | Lola T644E | 9 | 17:45.307 | 1:34.354 | 9.097 | 66.51 | 1:47.785 | 9 |
| 19 | 55 | 18 | Prajesh SHAH | Vauxhall Formula Junior | 9 | 17:45.413 | 1:34.460 | 0.106 | 66.50 | 1:47.810 | 9 |
| 20 | 50 | 10 | Geoffrey COWELL | Jedi Mk6 | 9 | 17:46.667 | 1:35.714 | 1.254 | 66.42 | 1:48.486 | 6 |

NOT CLASSIFIED

| | | | | | | | | | | | |
|-----|----|----|-----------------|-----------------|---|-----------|--------|--------|-------|----------|---|
| DNF | 66 | 16 | David PARKINSON | Reynard FF | 8 | 15:14.117 | 1 lap | 1 lap | 68.90 | 1:37.458 | 6 |
| DNF | 11 | 10 | Steve CAVE | JKS | 1 | 1:45.507 | 8 laps | 7 laps | 74.62 | | |
| DNF | 52 | 18 | Michael DALE | Van Diemen RF82 | 0 | | | | | | |

FASTEST LAP

| | | | | | | | |
|----|----|----------------|------------|---|----------|-----------|------------|
| 27 | 10 | James O'REILLY | Speads | 2 | 1:27.510 | 89.96 mph | 144.78 kph |
| 56 | 18 | Ewen SERGISON | Swift SZ99 | 7 | 1:31.270 | 86.26 mph | 138.82 kph |
| 59 | 16 | Jason TIMMS | Lola T644E | 6 | 1:36.274 | 81.77 mph | 131.60 kph |

Car 60 - Class corrected.

Weather / Track : Bright / Dry

These results are provisional until the conclusion of any judicial and technical matters.

Cadwell Park

Circuit Length = 2.1870 miles

Start: 13:31 End: 13:49

| | | | |
|-------------------|--|--------------|--|
| Clerk of Course : | | Timekeeper : | |
|-------------------|--|--------------|--|

Monoposto 1800, 1600, 1400 & 1000

RACE 2 - LAP CHART

| Lap 1 | | | Lap 2 | | | Lap 3 | | | Lap 4 | | | Lap 5 | | |
|-------|--------|----------|-------|--------|----------|-------|----------|----------|-------|--------|----------|-------|--------|----------|
| No | Behind | Laptime | No | Behind | Laptime | No | Behind | Laptime | No | Behind | Laptime | No | Behind | Laptime |
| 27 | | 1:32.485 | 27 | | 1:27.510 | 27 | | 1:28.605 | 27 | | 3:09.196 | 27 | | 2:32.289 |
| 30 | 3.071 | 1:35.556 | 29 | 7.699 | 1:31.004 | 29 | 10.693 | 1:31.599 | 29 | 1.994 | 3:00.497 | 29 | 0.491 | 2:30.786 |
| 29 | 4.205 | 1:36.690 | 56 | 10.688 | 1:32.364 | 56 | 14.635 | 1:32.552 | 56 | 3.445 | 2:58.006 | 56 | 3.279 | 2:32.123 |
| 56 | 5.834 | 1:38.319 | 3 | 12.156 | 1:31.771 | 3 | 15.283 | 1:31.732 | 3 | 4.682 | 2:58.595 | 3 | 3.393 | 2:31.000 |
| 3 | 7.895 | 1:40.380 | 8 | 17.122 | 1:35.154 | 8 | 22.679 | 1:34.162 | 8 | 5.425 | 2:51.942 | 8 | 4.565 | 2:31.429 |
| 85 | 9.342 | 1:41.827 | 85 | 17.322 | 1:35.490 | 85 | 23.127 | 1:34.410 | 85 | 6.233 | 2:52.302 | 85 | 4.990 | 2:31.046 |
| 8 | 9.478 | 1:41.963 | 10 | 19.845 | 1:36.020 | 30 | 23.442 | 1:31.645 | 30 | 7.276 | 2:53.030 | 30 | 5.032 | 2:30.045 |
| 10 | 11.335 | 1:43.820 | 30 | 20.402 | 1:44.841 | 10 | 25.520 | 1:34.280 | 10 | 8.433 | 2:52.109 | 10 | 6.191 | 2:30.047 |
| 11 | 13.022 | 1:45.507 | 78 | 23.651 | 1:38.138 | 78 | 33.038 | 1:37.992 | 78 | 9.235 | 2:45.393 | 78 | 6.891 | 2:29.945 |
| 78 | 13.023 | 1:45.508 | 59 | 24.876 | 1:37.848 | 60 | 34.330 | 1:37.306 | 60 | 9.829 | 2:44.695 | 60 | 8.653 | 2:31.113 |
| 66 | 14.337 | 1:46.822 | 60 | 25.629 | 1:38.272 | 59 | 35.051 | 1:38.780 | 59 | 10.916 | 2:45.061 | 59 | 8.654 | 2:30.027 |
| 59 | 14.538 | 1:47.023 | 66 | 26.311 | 1:39.484 | 66 | 35.256 | 1:37.550 | 66 | 11.617 | 2:45.557 | 66 | 9.432 | 2:30.104 |
| 60 | 14.867 | 1:47.352 | 74 | 33.595 | 1:43.599 | 74 | 51.180 | 1:46.190 | 74 | 12.755 | 2:30.771 | 74 | 11.409 | 2:30.943 |
| 74 | 17.506 | 1:49.991 | 94 | 37.874 | 1:45.091 | 99 | 54.040 | 1:44.434 | 99 | 13.530 | 2:28.686 | 99 | 12.159 | 2:30.918 |
| 94 | 20.293 | 1:52.778 | 99 | 38.211 | 1:45.258 | 94 | 57.064 | 1:47.795 | 94 | 14.577 | 2:26.709 | 94 | 13.415 | 2:31.127 |
| 99 | 20.463 | 1:52.948 | 15 | 38.805 | 1:45.277 | 15 | 58.406 | 1:48.206 | 15 | 15.619 | 2:26.409 | 15 | 14.771 | 2:31.441 |
| 15 | 21.038 | 1:53.523 | 73 | 43.750 | 1:46.141 | 73 | 1:02.001 | 1:46.856 | 73 | 16.674 | 2:23.869 | 73 | 15.111 | 2:30.726 |
| 73 | 25.119 | 1:57.604 | 57 | 50.361 | 1:51.040 | 57 | 1:16.303 | 1:54.547 | 57 | 17.480 | 2:10.373 | 57 | 16.574 | 2:31.383 |
| 57 | 26.831 | 1:59.316 | 70 | 54.894 | 1:52.538 | 70 | 1:20.021 | 1:53.732 | 70 | 19.163 | 2:08.338 | 70 | 18.095 | 2:31.221 |
| 70 | 29.866 | 2:02.351 | 50 | 56.614 | 1:52.992 | 50 | 1:21.593 | 1:53.584 | 50 | 20.786 | 2:08.389 | 50 | 18.165 | 2:29.668 |
| 50 | 31.132 | 2:03.617 | 55 | 58.245 | 1:52.556 | 55 | 1:22.613 | 1:52.973 | 55 | 22.253 | 2:08.836 | 55 | 21.060 | 2:31.096 |
| 55 | 33.199 | 2:05.684 | | | | | | | | | | | | |

Weather / Track : Bright / Dry

Cadwell Park
 Circuit Length = 2.1870 miles
 Start: 13:31 End: 13:49

Monoposto 1800, 1600, 1400 & 1000

RACE 2 - LAP CHART

| Lap 6 | | | Lap 7 | | | Lap 8 | | | Lap 9 | | |
|-------|--------|----------|-------|--------|----------|-------|----------|----------|-------|----------|----------|
| No | Behind | Laptime | No | Behind | Laptime | No | Behind | Laptime | No | Behind | Laptime |
| 27 | | 1:30.054 | 29 | | 1:29.966 | 29 | | 1:29.948 | 29 | | 1:30.456 |
| 29 | 0.444 | 1:30.007 | 27 | 1.498 | 1:31.908 | 27 | 1.715 | 1:30.165 | 27 | 1.525 | 1:30.266 |
| 3 | 4.802 | 1:31.463 | 3 | 4.911 | 1:30.519 | 3 | 5.745 | 1:30.782 | 3 | 6.467 | 1:31.178 |
| 56 | 5.787 | 1:32.562 | 56 | 6.647 | 1:31.270 | 56 | 8.510 | 1:31.811 | 56 | 9.948 | 1:31.894 |
| 8 | 7.984 | 1:33.473 | 30 | 11.379 | 1:31.638 | 8 | 16.832 | 1:35.202 | 30 | 16.568 | 1:30.127 |
| 85 | 9.466 | 1:34.530 | 8 | 11.578 | 1:34.004 | 30 | 16.897 | 1:35.466 | 8 | 19.266 | 1:32.890 |
| 30 | 10.151 | 1:35.173 | 85 | 13.568 | 1:34.512 | 85 | 18.638 | 1:35.018 | 85 | 22.944 | 1:34.762 |
| 10 | 10.838 | 1:34.701 | 10 | 14.294 | 1:33.866 | 10 | 18.948 | 1:34.602 | 10 | 23.346 | 1:34.854 |
| 78 | 12.024 | 1:35.187 | 78 | 17.603 | 1:35.989 | 78 | 23.910 | 1:36.255 | 78 | 30.145 | 1:36.691 |
| 60 | 13.918 | 1:35.319 | 60 | 20.632 | 1:37.124 | 60 | 26.542 | 1:35.858 | 60 | 33.101 | 1:37.015 |
| 59 | 14.874 | 1:36.274 | 59 | 21.080 | 1:36.616 | 59 | 27.916 | 1:36.784 | 59 | 33.929 | 1:36.469 |
| 66 | 16.836 | 1:37.458 | 66 | 24.867 | 1:38.441 | 66 | 33.620 | 1:38.701 | 74 | 58.143 | 1:41.694 |
| 74 | 22.538 | 1:41.183 | 74 | 35.564 | 1:43.436 | 74 | 46.905 | 1:41.289 | 15 | 1:06.669 | 1:44.133 |
| 99 | 23.091 | 1:40.986 | 15 | 39.382 | 1:42.409 | 15 | 52.992 | 1:43.558 | 73 | 1:07.104 | 1:43.978 |
| 94 | 27.230 | 1:43.869 | 73 | 40.749 | 1:42.819 | 73 | 53.582 | 1:42.781 | 94 | 1:14.735 | 1:44.914 |
| 15 | 27.383 | 1:42.666 | 94 | 43.622 | 1:46.802 | 94 | 1:00.277 | 1:46.603 | 99 | 1:15.150 | 1:45.215 |
| 73 | 28.340 | 1:43.283 | 99 | 49.177 | 1:56.496 | 99 | 1:00.391 | 1:41.162 | 57 | 1:25.257 | 1:46.216 |
| 57 | 34.509 | 1:47.989 | 57 | 52.385 | 1:48.286 | 57 | 1:09.497 | 1:47.060 | 70 | 1:34.354 | 1:47.785 |
| 50 | 36.597 | 1:48.486 | 50 | 56.302 | 1:50.115 | 50 | 1:16.701 | 1:50.347 | 55 | 1:34.460 | 1:47.810 |
| 70 | 37.716 | 1:49.675 | 70 | 57.384 | 1:50.078 | 70 | 1:17.025 | 1:49.589 | 50 | 1:35.714 | 1:49.469 |
| 55 | 38.958 | 1:47.952 | 55 | 57.619 | 1:49.071 | 55 | 1:17.106 | 1:49.435 | | | |

Weather / Track : Bright / Dry

Cadwell Park
 Circuit Length = 2.1870 miles
 Start: 13:31 End: 13:49

Monoposto 2000, Classic & 1400

RACE 5 - CLASSIFICATION

| POS | NO | CL | NAME | ENTRY | LAPS | TIME | GAP | DIFF | MPH | BEST | ON |
|-----|-----|----|-------------------------|------------------------|------|-----------|-----------------|--------|-------|----------|----|
| 1 | 1 | 2 | Tristan CLIFFE | Dallara F398 | 8 | 11:45.706 | | | 89.25 | 1:26.457 | 8 |
| 2 | 26 | 2 | Malcolm SCOTT | Dallara F398 | 8 | 11:51.560 | 5.854 | 5.854 | 88.51 | 1:26.932 | 6 |
| 3 | 30 | 2 | Steve PATANIA | Dallara F301 | 8 | 12:11.897 | 26.191 | 20.337 | 86.05 | 1:28.879 | 8 |
| 4 | 4 | 2C | Jim BLOCKLEY | Ralt RT3 | 8 | 12:13.973 | 28.267 | 2.076 | 85.81 | 1:29.649 | 6 |
| 5 | 12 | 2C | Peter VENN | Anson SA4 | 8 | 12:18.506 | 32.800 | 4.533 | 85.28 | 1:30.028 | 8 |
| 6 | 33 | 2C | Francis PHILLIPS | Reynard 923 | 8 | 12:35.279 | 49.573 | 16.773 | 83.39 | 1:32.463 | 8 |
| 7 | 117 | 14 | Chris HILL | OMS 2000M | 8 | 12:36.371 | 50.665 | 1.092 | 83.27 | 1:32.739 | 7 |
| 8 | 20 | 2C | Jeremy GOODMAN | Ralt RT3 | 8 | 12:48.583 | 1:02.877 | 12.212 | 81.94 | 1:34.293 | 6 |
| 9 | 10 | 2 | Antonio IMPIERI | Formula Renault | 8 | 12:48.838 | 1:03.132 | 0.255 | 81.92 | 1:33.877 | 5 |
| 10 | 9 | 2 | Richard PURCELL | Dallara F301 | 8 | 12:51.010 | 1:05.304 | 2.172 | 81.69 | 1:32.381 | 4 |
| 11 | 15 | 2C | Richard SNUGGS | Dallara F387 | 8 | 12:55.439 | 1:09.733 | 4.429 | 81.22 | 1:33.774 | 5 |
| 12 | 37 | 2C | Mick KINGHORN | Mygale Formula Novis | 8 | 12:56.215 | 1:10.509 | 0.776 | 81.14 | 1:33.377 | 5 |
| 13 | 44 | 2C | Kevin OTWAY | Formula Vauxhall Lotus | 8 | 12:58.612 | 1:12.906 | 2.397 | 80.89 | 1:34.590 | 4 |
| 14 | 36 | 2C | Jared WOOD | Vauxhall Lotus Mk2 | 8 | 13:06.423 | 1:20.717 | 7.811 | 80.09 | 1:33.829 | 8 |
| 15 | 82 | 2C | Steven GRIFFIN | Van Diemen FXF4 | 8 | 13:15.082 | 1:29.376 | 8.659 | 79.21 | 1:36.215 | 7 |

NOT CLASSIFIED

| | | | | | | | | | | | |
|------------|----|----|-----------------------|------------------------|---|-----------|---------------|--------|-------|----------|---|
| <i>DNF</i> | 54 | 2C | Jim TIMMS | Van Diemen | 7 | 11:32.323 | 1 lap | 1 lap | 79.60 | 1:35.792 | 5 |
| <i>DNF</i> | 32 | 2C | Terry CLARK | Formula Vauxhall Lotus | 7 | 11:33.151 | 1 lap | 0.828 | 79.50 | 1:35.442 | 7 |
| <i>DNF</i> | 16 | 2 | Anthony BISHOP | Dallara F397 | 5 | 8:23.314 | 3 laps | 2 laps | 78.21 | 1:31.941 | 2 |
| <i>DNF</i> | 7 | 14 | Geoff FERN | JKS TFR 11 | 3 | 5:02.825 | 5 laps | 2 laps | 77.99 | 1:37.714 | 2 |

FASTEST LAP

| | | | | | | | |
|-----|----|-----------------------|--------------|---|----------|-----------|------------|
| 1 | 2 | Tristan CLIFFE | Dallara F398 | 8 | 1:26.457 | 91.06 mph | 146.55 kph |
| 4 | 2C | Jim BLOCKLEY | Ralt RT3 | 6 | 1:29.649 | 87.82 mph | 141.33 kph |
| 117 | 14 | Chris HILL | OMS 2000M | 7 | 1:32.739 | 84.89 mph | 136.62 kph |

Weather / Track : Bright / Dry

These results are provisional until the conclusion of any judicial and technical matters.

Cadwell Park

Circuit Length = 2.1870 miles

Start: 15:30 End: 15:46

| | | | |
|-------------------|--|--------------|--|
| Clerk of Course : | | Timekeeper : | |
|-------------------|--|--------------|--|

Monoposto 2000, Classic & 1400

RACE 5 - LAP CHART

| Lap 1 | | | Lap 2 | | | Lap 3 | | | Lap 4 | | | Lap 5 | | |
|-------|--------|----------|-------|--------|----------|-------|--------|----------|-------|--------|----------|-------|--------|----------|
| No | Behind | Laptime | No | Behind | Laptime | No | Behind | Laptime | No | Behind | Laptime | No | Behind | Laptime |
| 26 | | 1:34.026 | 26 | | 1:27.597 | 26 | | 1:27.847 | 26 | | 1:27.569 | 26 | | 1:27.443 |
| 1 | 1.194 | 1:35.220 | 1 | 1.064 | 1:27.467 | 1 | 0.525 | 1:27.308 | 1 | 0.582 | 1:27.626 | 1 | 0.482 | 1:27.343 |
| 16 | 4.257 | 1:38.283 | 16 | 8.601 | 1:31.941 | 4 | 14.095 | 1:32.455 | 4 | 16.357 | 1:29.831 | 4 | 19.151 | 1:30.237 |
| 4 | 4.896 | 1:38.922 | 4 | 9.487 | 1:32.188 | 30 | 14.521 | 1:32.470 | 30 | 17.534 | 1:30.582 | 30 | 19.901 | 1:29.810 |
| 30 | 5.837 | 1:39.863 | 30 | 9.898 | 1:31.658 | 12 | 15.168 | 1:32.332 | 12 | 18.870 | 1:31.271 | 12 | 21.894 | 1:30.467 |
| 12 | 6.771 | 1:40.797 | 12 | 10.683 | 1:31.509 | 33 | 21.043 | 1:33.808 | 33 | 27.156 | 1:33.682 | 33 | 32.998 | 1:33.285 |
| 33 | 8.985 | 1:43.011 | 33 | 15.082 | 1:33.694 | 117 | 21.499 | 1:33.592 | 117 | 27.846 | 1:33.916 | 117 | 33.439 | 1:33.036 |
| 117 | 9.705 | 1:43.731 | 117 | 15.754 | 1:33.646 | 20 | 25.895 | 1:34.318 | 20 | 33.714 | 1:35.388 | 20 | 40.639 | 1:34.368 |
| 20 | 11.903 | 1:45.929 | 20 | 19.424 | 1:35.118 | 10 | 27.456 | 1:34.832 | 10 | 34.398 | 1:34.511 | 10 | 40.832 | 1:33.877 |
| 10 | 12.089 | 1:46.115 | 10 | 20.471 | 1:35.979 | 9 | 30.019 | 1:34.751 | 9 | 34.831 | 1:32.381 | 9 | 41.520 | 1:34.132 |
| 7 | 12.833 | 1:46.859 | 7 | 22.950 | 1:37.714 | 44 | 32.343 | 1:36.656 | 44 | 39.364 | 1:34.590 | 44 | 47.142 | 1:35.221 |
| 37 | 13.381 | 1:47.407 | 9 | 23.115 | 1:36.123 | 7 | 33.355 | 1:38.252 | 15 | 41.661 | 1:34.842 | 15 | 47.992 | 1:33.774 |
| 44 | 13.618 | 1:47.644 | 37 | 23.308 | 1:37.524 | 37 | 34.236 | 1:38.775 | 37 | 43.163 | 1:36.496 | 37 | 49.097 | 1:33.377 |
| 9 | 14.589 | 1:48.615 | 44 | 23.534 | 1:37.513 | 15 | 34.388 | 1:37.732 | 54 | 47.049 | 1:39.115 | 54 | 55.398 | 1:35.792 |
| 15 | 14.972 | 1:48.998 | 15 | 24.503 | 1:37.128 | 54 | 35.503 | 1:38.200 | 32 | 47.953 | 1:38.149 | 32 | 56.861 | 1:36.351 |
| 54 | 15.580 | 1:49.606 | 54 | 25.150 | 1:37.167 | 32 | 37.373 | 1:38.022 | 36 | 49.255 | 1:38.829 | 36 | 58.012 | 1:36.200 |
| 32 | 16.825 | 1:50.851 | 32 | 27.198 | 1:37.970 | 36 | 37.995 | 1:36.511 | 82 | 49.924 | 1:38.293 | 16 | 58.832 | 1:35.393 |
| 82 | 18.372 | 1:52.398 | 82 | 28.581 | 1:37.806 | 82 | 39.200 | 1:38.466 | 16 | 50.882 | 1:34.607 | 82 | 59.582 | 1:37.101 |
| 36 | 19.069 | 1:53.095 | 36 | 29.331 | 1:37.859 | 16 | 43.844 | 2:03.090 | | | | | | |

Weather / Track : Bright / Dry

Cadwell Park
Circuit Length = 2.1870 miles
Start: 15:30 End: 15:46

Monoposto 2000, Classic & 1400

RACE 5 - LAP CHART

| Lap 6 | | | Lap 7 | | | Lap 8 | | |
|-------|----------|----------|-------|----------|----------|-------|----------|----------|
| No | Behind | Laptime | No | Behind | Laptime | No | Behind | Laptime |
| 26 | | 1:26.932 | 1 | | 1:27.195 | 1 | | 1:26.457 |
| 1 | 0.640 | 1:27.090 | 26 | 2.292 | 1:30.127 | 26 | 5.854 | 1:30.019 |
| 4 | 21.868 | 1:29.649 | 30 | 23.769 | 1:28.919 | 30 | 26.191 | 1:28.879 |
| 30 | 22.685 | 1:29.716 | 4 | 25.039 | 1:31.006 | 4 | 28.267 | 1:29.685 |
| 12 | 25.323 | 1:30.361 | 12 | 29.229 | 1:31.741 | 12 | 32.800 | 1:30.028 |
| 33 | 38.843 | 1:32.777 | 33 | 43.567 | 1:32.559 | 33 | 49.573 | 1:32.463 |
| 117 | 39.458 | 1:32.951 | 117 | 44.362 | 1:32.739 | 117 | 50.665 | 1:32.760 |
| 20 | 48.000 | 1:34.293 | 20 | 54.629 | 1:34.464 | 20 | 1:02.877 | 1:34.705 |
| 10 | 48.091 | 1:34.191 | 10 | 55.075 | 1:34.819 | 10 | 1:03.132 | 1:34.514 |
| 9 | 50.028 | 1:35.440 | 9 | 56.991 | 1:34.798 | 9 | 1:05.304 | 1:34.770 |
| 15 | 56.042 | 1:34.982 | 15 | 1:02.087 | 1:33.880 | 15 | 1:09.733 | 1:34.103 |
| 37 | 56.843 | 1:34.678 | 37 | 1:02.750 | 1:33.742 | 37 | 1:10.509 | 1:34.216 |
| 44 | 56.955 | 1:36.745 | 44 | 1:04.707 | 1:35.587 | 44 | 1:12.906 | 1:34.656 |
| 54 | 1:04.295 | 1:35.829 | 54 | 1:13.074 | 1:36.614 | 36 | 1:20.717 | 1:33.829 |
| 32 | 1:06.295 | 1:36.366 | 36 | 1:13.345 | 1:34.050 | 82 | 1:29.376 | 1:38.265 |
| 36 | 1:07.130 | 1:36.050 | 32 | 1:13.902 | 1:35.442 | | | |
| 82 | 1:09.188 | 1:36.538 | 82 | 1:17.568 | 1:36.215 | | | |

Weather / Track : Bright / Dry

Cadwell Park
Circuit Length = 2.1870 miles
Start: 15:30 End: 15:46

Production BMW Championship - Groups A & B

RACE 6 - CLASSIFICATION

| POS | NO | CL | NAME | ENTRY | LAPS | TIME | GAP | DIFF | MPH | BEST | ON |
|-----|-----|----|------------------|--------------|------|-----------|----------|--------|-------|----------|----|
| 1 | 5 | A | Ben WINROW | BMW 320i | 9 | 16:23.682 | | | 72.03 | 1:48.009 | 8 |
| 2 | 135 | B | Mike TOVEY | BMW E30 320i | 9 | 16:24.914 | 1.232 | 1.232 | 71.94 | 1:47.998 | 7 |
| 3 | 63 | A | Tim WILSON | BMW 320i | 9 | 16:27.109 | 3.427 | 2.195 | 71.78 | 1:48.380 | 2 |
| 4 | 27 | B | Dean SPURR | BMW 320 | 9 | 16:40.046 | 16.364 | 12.937 | 70.85 | 1:49.283 | 8 |
| 5 | 36 | A | Kevin MAXTED | BMW E30 320i | 9 | 16:41.820 | 18.138 | 1.774 | 70.72 | 1:49.519 | 9 |
| 6 | 82 | B | James MACINTYRE | BMW E30 320i | 9 | 16:43.478 | 19.796 | 1.658 | 70.61 | 1:49.621 | 6 |
| 7 | 6 | A | Andrew PARTRIDGE | BMW E30 320 | 9 | 16:59.114 | 35.432 | 15.636 | 69.52 | 1:50.338 | 2 |
| 8 | 72 | A | Stephen CARTER | BMW E30 318 | 9 | 16:59.230 | 35.548 | 0.116 | 69.52 | 1:51.046 | 8 |
| 9 | 69 | A | Andy STRONG | BMW E30 318 | 9 | 16:59.636 | 35.954 | 0.406 | 69.49 | 1:51.005 | 8 |
| 10 | 8 | B | Andrew MACGREGOR | BMW 320i E30 | 9 | 17:00.270 | 36.588 | 0.634 | 69.45 | 1:51.184 | 8 |
| 11 | 147 | A | Kevin DENWOOD | BMW E30 | 9 | 17:00.842 | 37.160 | 0.572 | 69.41 | 1:51.129 | 9 |
| 12 | 76 | B | Harry GOODMAN | BMW 320i | 9 | 17:08.539 | 44.857 | 7.697 | 68.89 | 1:51.829 | 7 |
| 13 | 78 | B | kevin WELSH | BMW 320i | 9 | 17:09.141 | 45.459 | 0.602 | 68.85 | 1:51.502 | 9 |
| 14 | 101 | B | Mark LEABON | BMW 320i | 9 | 17:12.473 | 48.791 | 3.332 | 68.62 | 1:52.191 | 8 |
| 15 | 45 | A | Darren STAMP | BMW 318 | 9 | 17:13.337 | 49.655 | 0.864 | 68.57 | 1:52.106 | 7 |
| 16 | 66 | A | Mike JONES | BMW E30 320 | 9 | 17:30.950 | 1:07.268 | 17.613 | 67.42 | 1:53.922 | 4 |
| 17 | 99 | B | Tim DIXON | BMW 318 | 9 | 17:31.739 | 1:08.057 | 0.789 | 67.37 | 1:54.142 | 6 |
| 18 | 102 | B | Jason PODMORE | BMW E30 | 9 | 17:33.601 | 1:09.919 | 1.862 | 67.25 | 1:53.902 | 7 |
| 19 | 119 | B | Ian FRANCIS | BMW 318i | 9 | 17:34.237 | 1:10.555 | 0.636 | 67.21 | 1:54.048 | 7 |
| 20 | 106 | A | Paul BROOKES | BMW E30 | 9 | 17:44.256 | 1:20.574 | 10.019 | 66.57 | 1:53.899 | 5 |
| 21 | 21 | A | George SEALEY | BMW 320i | 9 | 17:48.160 | 1:24.478 | 3.904 | 66.33 | 1:54.601 | 5 |
| 22 | 88 | A | Geoff BEAVIS | BMW 318i | 9 | 17:51.370 | 1:27.688 | 3.210 | 66.13 | 1:54.201 | 6 |

NOT CLASSIFIED

| | | | | | | | | | | | |
|-----|-----|---|--------------|----------|---|----------|--------|--------|-------|----------|---|
| DNF | 177 | B | Stuart WAITE | BMW 320i | 4 | 7:41.052 | 5 laps | 5 laps | 68.30 | 1:50.443 | 2 |
|-----|-----|---|--------------|----------|---|----------|--------|--------|-------|----------|---|

FASTEST LAP

| | | | | | | | |
|-----|---|------------|--------------|---|----------|-----------|------------|
| 135 | B | Mike TOVEY | BMW E30 320i | 7 | 1:47.998 | 72.90 mph | 117.32 kph |
| 5 | A | Ben WINROW | BMW 320i | 8 | 1:48.009 | 72.89 mph | 117.31 kph |

Weather / Track : Bright / Dry

These results are provisional until the conclusion of any judicial and technical matters.

Cadwell Park

Circuit Length = 2.1870 miles

Start: 16:02 End: 16:20

Clerk of Course :

Timekeeper :

Production BMW Championship - Groups A & B

RACE 6 - LAP CHART

| Lap 1 | | | Lap 2 | | | Lap 3 | | | Lap 4 | | | Lap 5 | | |
|-------|--------|----------|-------|--------|----------|-------|--------|----------|-------|--------|----------|-------|--------|----------|
| No | Behind | Laptime | No | Behind | Laptime | No | Behind | Laptime | No | Behind | Laptime | No | Behind | Laptime |
| 5 | | 1:56.551 | 5 | | 1:48.466 | 5 | | 1:48.728 | 5 | | 1:48.676 | 5 | | 1:48.573 |
| 135 | 0.385 | 1:56.936 | 135 | 0.357 | 1:48.438 | 135 | 0.226 | 1:48.597 | 135 | 0.216 | 1:48.666 | 135 | 0.365 | 1:48.722 |
| 63 | 0.965 | 1:57.516 | 63 | 0.879 | 1:48.380 | 63 | 0.915 | 1:48.764 | 63 | 0.881 | 1:48.642 | 63 | 1.076 | 1:48.768 |
| 177 | 2.387 | 1:58.938 | 177 | 4.364 | 1:50.443 | 177 | 6.465 | 1:50.829 | 27 | 9.105 | 1:50.630 | 27 | 10.149 | 1:49.617 |
| 27 | 2.973 | 1:59.524 | 27 | 4.826 | 1:50.319 | 27 | 7.151 | 1:51.053 | 36 | 9.885 | 1:50.662 | 36 | 11.001 | 1:49.689 |
| 36 | 3.502 | 2:00.053 | 36 | 5.561 | 1:50.525 | 36 | 7.899 | 1:51.066 | 6 | 10.886 | 1:50.778 | 82 | 13.310 | 1:50.561 |
| 6 | 5.174 | 2:01.725 | 6 | 7.046 | 1:50.338 | 6 | 8.784 | 1:50.466 | 82 | 11.322 | 1:50.206 | 6 | 21.107 | 1:58.794 |
| 72 | 6.630 | 2:03.181 | 82 | 8.055 | 1:49.673 | 82 | 9.792 | 1:50.465 | 72 | 18.308 | 1:52.257 | 72 | 22.049 | 1:52.314 |
| 82 | 6.848 | 2:03.399 | 72 | 10.884 | 1:52.720 | 72 | 14.727 | 1:52.571 | 69 | 18.617 | 1:52.312 | 69 | 22.503 | 1:52.459 |
| 69 | 7.966 | 2:04.517 | 69 | 11.695 | 1:52.195 | 69 | 14.981 | 1:52.014 | 177 | 18.631 | 2:00.842 | 8 | 23.456 | 1:52.625 |
| 8 | 9.391 | 2:05.942 | 8 | 13.330 | 1:52.405 | 8 | 15.907 | 1:51.305 | 8 | 19.404 | 1:52.173 | 147 | 24.784 | 1:52.441 |
| 147 | 9.699 | 2:06.250 | 147 | 14.587 | 1:53.354 | 147 | 18.050 | 1:52.191 | 147 | 20.916 | 1:51.542 | 76 | 27.727 | 1:52.351 |
| 45 | 10.222 | 2:06.773 | 45 | 16.170 | 1:54.414 | 45 | 19.960 | 1:52.518 | 76 | 23.949 | 1:52.333 | 78 | 30.016 | 1:52.479 |
| 76 | 10.442 | 2:06.993 | 76 | 16.444 | 1:54.468 | 76 | 20.292 | 1:52.576 | 78 | 26.110 | 1:53.453 | 101 | 31.046 | 1:52.474 |
| 78 | 12.062 | 2:08.613 | 78 | 16.975 | 1:53.379 | 78 | 21.333 | 1:53.086 | 45 | 26.485 | 1:55.201 | 45 | 31.488 | 1:53.576 |
| 101 | 12.992 | 2:09.543 | 101 | 18.064 | 1:53.538 | 101 | 22.678 | 1:53.342 | 101 | 27.145 | 1:53.143 | 66 | 39.305 | 1:54.356 |
| 66 | 14.280 | 2:10.831 | 66 | 22.085 | 1:56.271 | 66 | 28.276 | 1:54.919 | 66 | 33.522 | 1:53.922 | 99 | 41.296 | 1:55.031 |
| 99 | 14.325 | 2:10.876 | 99 | 22.519 | 1:56.660 | 99 | 28.738 | 1:54.947 | 99 | 34.838 | 1:54.776 | 88 | 42.266 | 1:55.100 |
| 88 | 15.092 | 2:11.643 | 88 | 23.631 | 1:57.005 | 88 | 29.298 | 1:54.395 | 88 | 35.739 | 1:55.117 | 102 | 42.970 | 1:54.946 |
| 102 | 15.536 | 2:12.087 | 102 | 24.146 | 1:57.076 | 102 | 30.595 | 1:55.177 | 102 | 36.597 | 1:54.678 | 119 | 43.725 | 1:55.129 |
| 119 | 16.336 | 2:12.887 | 119 | 24.959 | 1:57.089 | 119 | 31.396 | 1:55.165 | 119 | 37.169 | 1:54.449 | 21 | 44.944 | 1:54.601 |
| 21 | 17.108 | 2:13.659 | 21 | 25.876 | 1:57.234 | 21 | 32.357 | 1:55.209 | 21 | 38.916 | 1:55.235 | 106 | 53.387 | 1:53.899 |
| 106 | 23.673 | 2:20.224 | 106 | 31.241 | 1:56.034 | 106 | 41.524 | 1:59.011 | 106 | 48.061 | 1:55.213 | | | |

Weather / Track : Bright / Dry

Cadwell Park
Circuit Length = 2.1870 miles
Start: 16:02 End: 16:20

Production BMW Championship - Groups A & B
RACE 6 - LAP CHART

| Lap 6 | | | Lap 7 | | | Lap 8 | | | Lap 9 | | |
|-------|----------|----------|-------|----------|----------|-------|----------|----------|-------|----------|----------|
| No | Behind | Laptime | No | Behind | Laptime | No | Behind | Laptime | No | Behind | Laptime |
| 5 | | 1:48.411 | 5 | | 1:48.176 | 5 | | 1:48.009 | 5 | | 1:48.092 |
| 135 | 0.543 | 1:48.589 | 135 | 0.365 | 1:47.998 | 135 | 0.501 | 1:48.145 | 135 | 1.232 | 1:48.823 |
| 63 | 1.263 | 1:48.598 | 63 | 1.877 | 1:48.790 | 63 | 2.572 | 1:48.704 | 63 | 3.427 | 1:48.947 |
| 27 | 11.509 | 1:49.771 | 27 | 13.548 | 1:50.215 | 27 | 14.822 | 1:49.283 | 27 | 16.364 | 1:49.634 |
| 36 | 12.933 | 1:50.343 | 36 | 15.084 | 1:50.327 | 36 | 16.711 | 1:49.636 | 36 | 18.138 | 1:49.519 |
| 82 | 14.520 | 1:49.621 | 82 | 16.085 | 1:49.741 | 82 | 18.104 | 1:50.028 | 82 | 19.796 | 1:49.784 |
| 6 | 24.601 | 1:51.905 | 6 | 27.888 | 1:51.463 | 6 | 31.249 | 1:51.370 | 6 | 35.432 | 1:52.275 |
| 72 | 25.138 | 1:51.500 | 72 | 28.630 | 1:51.668 | 72 | 31.667 | 1:51.046 | 72 | 35.548 | 1:51.973 |
| 69 | 25.768 | 1:51.676 | 69 | 29.211 | 1:51.619 | 69 | 32.207 | 1:51.005 | 69 | 35.954 | 1:51.839 |
| 8 | 26.802 | 1:51.757 | 8 | 30.306 | 1:51.680 | 8 | 33.481 | 1:51.184 | 8 | 36.588 | 1:51.199 |
| 147 | 27.543 | 1:51.170 | 147 | 30.947 | 1:51.580 | 147 | 34.123 | 1:51.185 | 147 | 37.160 | 1:51.129 |
| 76 | 32.645 | 1:53.329 | 76 | 36.298 | 1:51.829 | 76 | 40.155 | 1:51.866 | 76 | 44.857 | 1:52.794 |
| 78 | 33.468 | 1:51.863 | 78 | 37.942 | 1:52.650 | 78 | 42.049 | 1:52.116 | 78 | 45.459 | 1:51.502 |
| 101 | 34.866 | 1:52.231 | 101 | 39.362 | 1:52.672 | 101 | 43.544 | 1:52.191 | 101 | 48.791 | 1:53.339 |
| 45 | 35.834 | 1:52.757 | 45 | 39.764 | 1:52.106 | 45 | 44.015 | 1:52.260 | 45 | 49.655 | 1:53.732 |
| 66 | 45.564 | 1:54.670 | 66 | 53.522 | 1:56.134 | 66 | 1:00.316 | 1:54.803 | 66 | 1:07.268 | 1:55.044 |
| 99 | 47.027 | 1:54.142 | 99 | 53.724 | 1:54.873 | 99 | 1:00.495 | 1:54.780 | 99 | 1:08.057 | 1:55.654 |
| 88 | 48.056 | 1:54.201 | 88 | 54.454 | 1:54.574 | 88 | 1:01.431 | 1:54.986 | 102 | 1:09.919 | 1:55.460 |
| 102 | 49.366 | 1:54.807 | 102 | 55.092 | 1:53.902 | 102 | 1:02.551 | 1:55.468 | 119 | 1:10.555 | 1:55.681 |
| 119 | 49.977 | 1:54.663 | 119 | 55.849 | 1:54.048 | 119 | 1:02.966 | 1:55.126 | 106 | 1:20.574 | 1:54.514 |
| 21 | 51.508 | 1:54.975 | 21 | 1:01.689 | 1:58.357 | 21 | 1:12.651 | 1:58.971 | 21 | 1:24.478 | 1:59.919 |
| 106 | 1:02.216 | 1:57.240 | 106 | 1:07.952 | 1:53.912 | 106 | 1:14.152 | 1:54.209 | 88 | 1:27.688 | 2:14.349 |

Weather / Track : Bright / Dry

Cadwell Park
 Circuit Length = 2.1870 miles
 Start: 16:02 End: 16:20

Club MSV Track Day Trophy

QUALIFYING - RACE 12 - CLASSIFICATION

| POS | NO | CL | NAME | ENTRY | TIME | ON | LAPS | GAP | DIFF | MPH |
|-----|----|-----|-----------------------|---------------------------|----------|----|------|--------|-------|-------|
| 1 | 6 | Sun | THOMAS/CROFT | Team Cream Slice | 1:42.991 | 15 | 15 | | | 76.44 |
| 2 | 48 | Sun | WRIGHT/CAMERON | Team Tactics | 1:44.232 | 12 | 12 | 1.241 | 1.241 | 75.53 |
| 3 | 28 | Sun | BURNETT/JOKINEN | Team Socram | 1:44.352 | 10 | 12 | 1.361 | 0.120 | 75.44 |
| 4 | 70 | Sun | Neil NEWSTEAD | NN Racing | 1:44.618 | 12 | 17 | 1.627 | 0.266 | 75.25 |
| 5 | 64 | Sun | McHUGH/McHUGH | McQ Motorsport | 1:45.793 | 6 | 15 | 2.802 | 1.175 | 74.42 |
| 6 | 69 | Sun | DRUMMOND/GREEN | WMSS Motorsport | 1:46.547 | 12 | 15 | 3.556 | 0.754 | 73.89 |
| 7 | 51 | Sun | Matt WALKER | Clio Cup 172 | 1:46.854 | 6 | 12 | 3.863 | 0.307 | 73.68 |
| 8 | 22 | Sun | LITTLEWOOD/LITTLEWOOD | Littlewood Racing | 1:46.943 | 6 | 14 | 3.952 | 0.089 | 73.61 |
| 9 | 88 | Sun | McCORMACK/LONGWORTH | T.F.L Racing | 1:46.998 | 13 | 14 | 4.007 | 0.055 | 73.58 |
| 10 | 37 | Sun | O'MAHONY/MEENAN | MOM Motorsport | 1:47.430 | 12 | 15 | 4.439 | 0.432 | 73.28 |
| 11 | 16 | Sun | Nigel WHITE | VW Racing | 1:49.304 | 11 | 12 | 6.313 | 1.874 | 72.02 |
| 12 | 1 | Sun | JOSLIN/KOZLOWSKI | Joski Racing | 1:50.079 | 11 | 13 | 7.088 | 0.775 | 71.52 |
| 13 | 42 | Sun | ATKINSON/JEBSON | Podium Preparation | 1:50.598 | 4 | 14 | 7.607 | 0.519 | 71.18 |
| 14 | 4 | Sun | BROWN/HONEYBONE | Apple Car Centre | 1:50.756 | 5 | 13 | 7.765 | 0.158 | 71.08 |
| 15 | 20 | Sun | SHAW/SHAW | Speed Merchants | 1:50.868 | 11 | 11 | 7.877 | 0.112 | 71.01 |
| 16 | 11 | Sun | ROBOTHAM/CARTER | BS Racing | 1:53.562 | 13 | 14 | 10.571 | 2.694 | 69.32 |
| 17 | 18 | Sun | Michael BUXTON | Bernard The Donkey Racing | 1:55.212 | 12 | 15 | 12.221 | 1.650 | 68.33 |
| 18 | 89 | Sun | Paul MONTEITH | Flying Kiwi Racing | 1:55.244 | 11 | 11 | 12.253 | 0.032 | 68.31 |
| 19 | 57 | Sun | FREEMAN/FREEMAN | Carpe Diem | 1:57.196 | 4 | 12 | 14.205 | 1.952 | 67.17 |
| 20 | 61 | Sun | DOHERTY/SUMMER | Mazda MX5 | 2:00.464 | 13 | 14 | 17.473 | 3.268 | 65.35 |

CARS 16 & 57 - TRANSPONDERS NOT WORKING - FIX OR YOU WILL BE IGNORED IN THE RACE

Weather / Track : Cloudy / Dry

These results are provisional until the conclusion of any judicial and technical matters.

Cadwell Park

Circuit Length = 2.1870 miles

Start: 09:50 End: 10:22

Clerk of Course :

Timekeeper :

Club MSV Track Day Trophy

QUALIFYING - RACE 12 - LAP ANALYSIS

| | | | | | | | |
|-----------|---|------------|---------------------|------|-----------------|------------|---------------------|
| 1 | JOSLIN/KOZLOWSKI Sun Joski Racing | | | | | | |
| 1 - | 2:08.019 | + 17.940 | 9:53:13.004 | 8 - | 3:51.181 P | + 2:01.102 | 10:08:26.361 |
| 2 - | 1:57.191 | + 7.112 | 9:55:10.195 | 9 - | 2:02.325 | + 12.246 | 10:10:28.686 |
| 3 - | 1:56.016 | + 5.937 | 9:57:06.211 | 10 - | 1:53.568 | + 3.489 | 10:12:22.254 |
| 4 - | 1:53.930 | + 3.851 | 9:59:00.141 | 11 - | 1:50.079 | | 10:14:12.333 |
| 5 - | 1:52.254 | + 2.175 | 10:00:52.395 | 12 - | 1:56.688 | + 6.609 | 10:16:09.021 |
| 6 - | 1:51.319 | + 1.240 | 10:02:43.714 | 13 - | 1:52.763 | + 2.684 | 10:18:01.784 |
| 7 - | 1:51.466 | + 1.387 | 10:04:35.180 | | | | |
| 4 | BROWN/HONEYBONE Sun Apple Car Centre | | | | | | |
| 1 - | 2:04.703 | + 13.947 | 9:53:05.878 | 8 - | 1:59.383 | + 8.627 | 10:09:43.724 |
| 2 - | 2:54.344 P | + 1:03.588 | 9:56:00.222 | 9 - | 1:57.379 | + 6.623 | 10:11:41.103 |
| 3 - | 2:00.112 | + 9.356 | 9:58:00.334 | 10 - | 1:51.968 | + 1.212 | 10:13:33.071 |
| 4 - | 1:52.199 | + 1.443 | 9:59:52.533 | 11 - | 1:52.514 | + 1.758 | 10:15:25.585 |
| 5 - | 1:50.756 | | 10:01:43.289 | 12 - | 1:51.254 | + 0.498 | 10:17:16.839 |
| 6 - | 1:52.582 | + 1.826 | 10:03:35.871 | 13 - | 1:51.037 | + 0.281 | 10:19:07.876 |
| 7 - | 4:08.470 P | + 2:17.714 | 10:07:44.341 | | | | |
| 6 | THOMAS/CROFT Sun Team Cream Slice | | | | | | |
| 1 - | 2:02.789 | + 19.798 | 9:52:51.025 | 9 - | 1:44.074 | + 1.083 | 10:08:19.932 |
| 2 - | 1:46.451 | + 3.460 | 9:54:37.476 | 10 - | 1:45.695 | + 2.704 | 10:10:05.627 |
| 3 - | 1:44.531 | + 1.540 | 9:56:22.007 | 11 - | 1:44.433 | + 1.442 | 10:11:50.060 |
| 4 - | 1:44.075 | + 1.084 | 9:58:06.082 | 12 - | 1:47.003 | + 4.012 | 10:13:37.063 |
| 5 - | 3:09.461 P | + 1:26.470 | 10:01:15.543 | 13 - | 1:44.773 | + 1.782 | 10:15:21.836 |
| 6 - | 1:51.409 | + 8.418 | 10:03:06.952 | 14 - | 1:46.897 | + 3.906 | 10:17:08.733 |
| 7 - | 1:44.461 | + 1.470 | 10:04:51.413 | 15 - | 1:42.991 | | 10:18:51.724 |
| 8 - | 1:44.445 | + 1.454 | 10:06:35.858 | | | | |
| 11 | ROBOTHAM/CARTER Sun BS Racing | | | | | | |
| 1 - | 2:17.870 | + 24.308 | 9:53:18.547 | 8 - | 2:02.206 | + 8.644 | 10:09:28.763 |
| 2 - | 2:06.397 | + 12.835 | 9:55:24.944 | 9 - | 1:56.957 | + 3.395 | 10:11:25.720 |
| 3 - | 2:00.364 | + 6.802 | 9:57:25.308 | 10 - | 1:55.394 | + 1.832 | 10:13:21.114 |
| 4 - | 2:00.064 | + 6.502 | 9:59:25.372 | 11 - | 1:55.018 | + 1.456 | 10:15:16.132 |
| 5 - | 2:00.719 | + 7.157 | 10:01:26.091 | 12 - | 1:56.560 | + 2.998 | 10:17:12.692 |
| 6 - | 3:46.440 P | + 1:52.878 | 10:05:12.531 | 13 - | 1:53.562 | | 10:19:06.254 |
| 7 - | 2:14.026 | + 20.464 | 10:07:26.557 | 14 - | 1:53.685 | + 0.123 | 10:20:59.939 |
| 16 | Nigel WHITE Sun VW Racing | | | | | | |
| 1 - | 4:09.846 | + 2:20.542 | 9:55:19.311 | 7 - | 1:50.632 | + 1.328 | 10:06:45.688 |
| 2 - | 2:05.998 | + 16.694 | 9:57:25.309 | 8 - | 1:51.894 | + 2.590 | 10:08:37.582 |
| 3 - | 1:50.164 | + 0.860 | 9:59:15.473 | 9 - | 1:51.803 | + 2.499 | 10:10:29.385 |
| 4 - | 1:54.042 | + 4.738 | 10:01:09.515 | 10 - | 1:50.137 | + 0.833 | 10:12:19.522 |
| 5 - | 1:53.850 | + 4.546 | 10:03:03.365 | 11 - | 1:49.304 | | 10:14:08.826 |
| 6 - | 1:51.691 | + 2.387 | 10:04:55.056 | 12 - | 1:53.424 | + 4.120 | 10:16:02.250 |
| 18 | Michael BUXTON Sun Bernard The Donkey Racing | | | | | | |
| 1 - | 2:18.181 | + 22.969 | 9:53:19.375 | 9 - | 1:58.786 | + 3.574 | 10:09:30.500 |
| 2 - | 2:07.399 | + 12.187 | 9:55:26.774 | 10 - | 1:57.317 | + 2.105 | 10:11:27.817 |
| 3 - | 1:59.833 | + 4.621 | 9:57:26.607 | 11 - | 1:56.321 | + 1.109 | 10:13:24.138 |
| 4 - | 1:59.437 | + 4.225 | 9:59:26.044 | 12 - | 1:55.212 | | 10:15:19.350 |
| 5 - | 2:00.793 | + 5.581 | 10:01:26.837 | 13 - | 1:57.513 | + 2.301 | 10:17:16.863 |
| 6 - | 2:03.390 | + 8.178 | 10:03:30.227 | 14 - | 1:56.266 | + 1.054 | 10:19:13.129 |
| 7 - | 2:00.186 | + 4.974 | 10:05:30.413 | 15 - | 1:56.403 | + 1.191 | 10:21:09.532 |
| 8 - | 2:01.301 | + 6.089 | 10:07:31.714 | | | | |
| 20 | SHAW/SHAW Sun Speed Merchants | | | | | | |
| 1 - | 2:11.295 | + 20.427 | 9:53:04.464 | 7 - | 4:29.157 P | + 2:38.289 | 10:07:48.690 |
| 2 - | 2:05.804 | + 14.936 | 9:55:10.268 | 8 - | 1:59.607 | + 8.739 | 10:09:48.297 |
| 3 - | 2:04.291 | + 13.423 | 9:57:14.559 | 9 - | 1:59.446 | + 8.578 | 10:11:47.743 |
| 4 - | 2:04.980 | + 14.112 | 9:59:19.539 | 10 - | 1:55.709 | + 4.841 | 10:13:43.452 |
| 5 - | 2:01.141 | + 10.273 | 10:01:20.680 | 11 - | 1:50.868 | | 10:15:34.320 |
| 6 - | 1:58.853 | + 7.985 | 10:03:19.533 | | | | |

CARS 16 & 57 - TRANSPONDERS NOT WORKING - FIX OR YOU WILL BE IGNORED IN THE RACE

Weather / Track : Cloudy / Dry

Cadwell Park
Circuit Length = 2.1870 miles
Start: 09:50 End: 10:22

Club MSV Track Day Trophy
QUALIFYING - RACE 12 - LAP ANALYSIS

| | | | | | | | |
|-----------|------------------------------|------------|------------------------|------|-----------------|------------|---------------------|
| 22 | LITTLEWOOD/LITTLEWOOD | | Sun Littlewood Racing | | | | |
| 1 - | 2:05.858 | + 18.915 | 9:52:55.332 | 8 - | 2:03.262 | + 16.319 | 10:10:16.821 |
| 2 - | 1:52.418 | + 5.475 | 9:54:47.750 | 9 - | 1:54.078 | + 7.135 | 10:12:10.899 |
| 3 - | 3:45.268 P | + 1:58.325 | 9:58:33.018 | 10 - | 1:49.201 | + 2.258 | 10:14:00.100 |
| 4 - | 2:01.045 | + 14.102 | 10:00:34.063 | 11 - | 1:57.287 | + 10.344 | 10:15:57.387 |
| 5 - | 1:52.061 | + 5.118 | 10:02:26.124 | 12 - | 1:48.877 | + 1.934 | 10:17:46.264 |
| 6 - | 1:46.943 | | 10:04:13.067 | 13 - | 1:51.468 | + 4.525 | 10:19:37.732 |
| 7 - | 4:00.492 P | + 2:13.549 | 10:08:13.559 | 14 - | 1:48.382 | + 1.439 | 10:21:26.114 |
| 28 | BURNETT/JOKINEN | | Sun Team Socram | | | | |
| 1 - | 2:42.353 | + 58.001 | 9:54:11.042 | 7 - | 1:48.338 | + 3.986 | 10:05:21.569 |
| 2 - | 2:07.413 | + 23.061 | 9:56:18.455 | 8 - | 1:48.870 | + 4.518 | 10:07:10.439 |
| 3 - | 1:45.671 | + 1.319 | 9:58:04.126 | 9 - | 1:44.522 | + 0.170 | 10:08:54.961 |
| 4 - | 1:45.598 | + 1.246 | 9:59:49.724 | 10 - | 1:44.352 | | 10:10:39.313 |
| 5 - | 1:44.686 | + 0.334 | 10:01:34.410 | 11 - | 1:44.430 | + 0.078 | 10:12:23.743 |
| 6 - | 1:58.821 | + 14.469 | 10:03:33.231 | 12 - | 1:45.270 | + 0.918 | 10:14:09.013 |
| 37 | O'MAHONY/MEENAN | | Sun MOM Motorsport | | | | |
| 1 - | 2:02.649 | + 15.219 | 9:53:06.131 | 9 - | 1:50.665 | + 3.235 | 10:09:44.571 |
| 2 - | 1:54.775 | + 7.345 | 9:55:00.906 | 10 - | 1:47.928 | + 0.498 | 10:11:32.499 |
| 3 - | 1:53.428 | + 5.998 | 9:56:54.334 | 11 - | 1:49.041 | + 1.611 | 10:13:21.540 |
| 4 - | 1:48.224 | + 0.794 | 9:58:42.558 | 12 - | 1:47.430 | | 10:15:08.970 |
| 5 - | 1:52.417 | + 4.987 | 10:00:34.975 | 13 - | 1:47.703 | + 0.273 | 10:16:56.673 |
| 6 - | 1:47.824 | + 0.394 | 10:02:22.799 | 14 - | 1:48.466 | + 1.036 | 10:18:45.139 |
| 7 - | 3:33.183 P | + 1:45.753 | 10:05:55.982 | 15 - | 1:47.726 | + 0.296 | 10:20:32.865 |
| 8 - | 1:57.924 | + 10.494 | 10:07:53.906 | | | | |
| 42 | ATKINSON/JEBSON | | Sun Podium Preparation | | | | |
| 1 - | 1:59.335 | + 8.737 | 9:52:47.071 | 8 - | 1:53.918 | + 3.320 | 10:09:00.525 |
| 2 - | 1:54.273 | + 3.675 | 9:54:41.344 | 9 - | 1:53.622 | + 3.024 | 10:10:54.147 |
| 3 - | 1:53.799 | + 3.201 | 9:56:35.143 | 10 - | 1:55.929 | + 5.331 | 10:12:50.076 |
| 4 - | 1:50.598 | | 9:58:25.741 | 11 - | 1:52.588 | + 1.990 | 10:14:42.664 |
| 5 - | 4:41.836 P | + 2:51.238 | 10:03:07.577 | 12 - | 1:53.300 | + 2.702 | 10:16:35.964 |
| 6 - | 2:04.229 | + 13.631 | 10:05:11.806 | 13 - | 1:53.534 | + 2.936 | 10:18:29.498 |
| 7 - | 1:54.801 | + 4.203 | 10:07:06.607 | 14 - | 1:55.794 | + 5.196 | 10:20:25.292 |
| 48 | WRIGHT/CAMERON | | Sun Team Tactics | | | | |
| 1 - | 2:04.902 | + 20.670 | 9:53:20.590 | 7 - | 4:49.034 P | + 3:04.802 | 10:07:59.400 |
| 2 - | 2:32.804 P | + 48.572 | 9:55:53.394 | 8 - | 2:01.413 | + 17.181 | 10:10:00.813 |
| 3 - | 1:51.979 | + 7.747 | 9:57:45.373 | 9 - | 3:32.227 | + 1:47.995 | 10:13:33.040 |
| 4 - | 1:46.513 | + 2.281 | 9:59:31.886 | 10 - | 1:45.585 | + 1.353 | 10:15:18.625 |
| 5 - | 1:52.326 | + 8.094 | 10:01:24.212 | 11 - | 1:45.569 | + 1.337 | 10:17:04.194 |
| 6 - | 1:46.154 | + 1.922 | 10:03:10.366 | 12 - | 1:44.232 | | 10:18:48.426 |
| 51 | Matt WALKER | | Sun Clio Cup 172 | | | | |
| 1 - | 2:02.244 | + 15.390 | 9:53:06.329 | 7 - | 1:47.553 | + 0.699 | 10:04:08.456 |
| 2 - | 1:53.664 | + 6.810 | 9:54:59.993 | 8 - | 8:00.812 P | + 6:13.958 | 10:12:09.268 |
| 3 - | 1:51.500 | + 4.646 | 9:56:51.493 | 9 - | 1:51.382 | + 4.528 | 10:14:00.650 |
| 4 - | 1:49.910 | + 3.056 | 9:58:41.403 | 10 - | 1:56.897 | + 10.043 | 10:15:57.547 |
| 5 - | 1:52.646 | + 5.792 | 10:00:34.049 | 11 - | 1:49.133 | + 2.279 | 10:17:46.680 |
| 6 - | 1:46.854 | | 10:02:20.903 | 12 - | 1:48.668 | + 1.814 | 10:19:35.348 |
| 57 | FREEMAN/FREEMAN | | Sun Carpe Diem | | | | |
| 1 - | 4:08.237 | + 2:11.041 | 9:55:15.864 | 7 - | 2:17.764 | + 20.568 | 10:09:35.410 |
| 2 - | 2:09.443 | + 12.247 | 9:57:25.307 | 8 - | 2:11.798 | + 14.602 | 10:11:47.208 |
| 3 - | 2:04.335 | + 7.139 | 9:59:29.642 | 9 - | 2:10.610 | + 13.414 | 10:13:57.818 |
| 4 - | 1:57.196 | | 10:01:26.838 | 10 - | 2:11.624 | + 14.428 | 10:16:09.442 |
| 5 - | 2:05.885 | + 8.689 | 10:03:32.723 | 11 - | 2:07.736 | + 10.540 | 10:18:17.178 |
| 6 - | 3:44.923 P | + 1:47.727 | 10:07:17.646 | 12 - | 2:07.751 | + 10.555 | 10:20:24.929 |
| 61 | DOHERTY/SUMMER | | Sun Mazda MX5 | | | | |
| 1 - | 2:13.142 | + 12.678 | 9:53:03.009 | 8 - | 4:01.530 P | + 2:01.066 | 10:09:31.471 |

CARS 16 & 57 - TRANSPONDERS NOT WORKING - FIX OR YOU WILL BE IGNORED IN THE RACE

Weather / Track : Cloudy / Dry

Cadwell Park
 Circuit Length = 2.1870 miles
 Start: 09:50 End: 10:22

Club MSV Track Day Trophy

QUALIFYING - RACE 12 - LAP ANALYSIS

| | | | | | | | |
|-----------|---|------------|---------------------|------|-----------------|------------|---------------------|
| 2 - | 2:06.169 | + 5.705 | 9:55:09.178 | 9 - | 2:18.439 | + 17.975 | 10:11:49.910 |
| 3 - | 2:04.595 | + 4.131 | 9:57:13.773 | 10 - | 2:05.216 | + 4.752 | 10:13:55.126 |
| 4 - | 2:05.386 | + 4.922 | 9:59:19.159 | 11 - | 2:02.630 | + 2.166 | 10:15:57.756 |
| 5 - | 2:05.768 | + 5.304 | 10:01:24.927 | 12 - | 2:04.057 | + 3.593 | 10:18:01.813 |
| 6 - | 2:02.068 | + 1.604 | 10:03:26.995 | 13 - | 2:00.464 | | 10:20:02.277 |
| 7 - | 2:02.946 | + 2.482 | 10:05:29.941 | 14 - | 2:01.264 | + 0.800 | 10:22:03.541 |
| 64 | McHUGH/McHUGH Sun McQ Motorsport | | | | | | |
| 1 - | 2:06.117 | + 20.324 | 9:52:57.846 | 9 - | 4:26.393 P | + 2:40.600 | 10:10:00.516 |
| 2 - | 1:51.454 | + 5.661 | 9:54:49.300 | 10 - | 2:01.223 | + 15.430 | 10:12:01.739 |
| 3 - | 1:48.412 | + 2.619 | 9:56:37.712 | 11 - | 1:52.836 | + 7.043 | 10:13:54.575 |
| 4 - | 1:47.690 | + 1.897 | 9:58:25.402 | 12 - | 1:50.393 | + 4.600 | 10:15:44.968 |
| 5 - | 1:46.584 | + 0.791 | 10:00:11.986 | 13 - | 1:47.812 | + 2.019 | 10:17:32.780 |
| 6 - | 1:45.793 | | 10:01:57.779 | 14 - | 1:47.888 | + 2.095 | 10:19:20.668 |
| 7 - | 1:45.876 | + 0.083 | 10:03:43.655 | 15 - | 1:48.657 | + 2.864 | 10:21:09.325 |
| 8 - | 1:50.468 | + 4.675 | 10:05:34.123 | | | | |
| 69 | DRUMMOND/GREEN Sun WMSS Motorsport | | | | | | |
| 1 - | 2:10.275 | + 23.728 | 9:53:02.488 | 9 - | 1:46.581 | + 0.034 | 10:10:03.585 |
| 2 - | 1:59.938 | + 13.391 | 9:55:02.426 | 10 - | 1:49.353 | + 2.806 | 10:11:52.938 |
| 3 - | 1:57.621 | + 11.074 | 9:57:00.047 | 11 - | 1:47.933 | + 1.386 | 10:13:40.871 |
| 4 - | 1:55.562 | + 9.015 | 9:58:55.609 | 12 - | 1:46.547 | | 10:15:27.418 |
| 5 - | 3:45.385 P | + 1:58.838 | 10:02:40.994 | 13 - | 1:46.692 | + 0.145 | 10:17:14.110 |
| 6 - | 2:01.592 | + 15.045 | 10:04:42.586 | 14 - | 1:48.467 | + 1.920 | 10:19:02.577 |
| 7 - | 1:47.238 | + 0.691 | 10:06:29.824 | 15 - | 1:46.902 | + 0.355 | 10:20:49.479 |
| 8 - | 1:47.180 | + 0.633 | 10:08:17.004 | | | | |
| 70 | Neil NEWSTEAD Sun NN Racing | | | | | | |
| 1 - | 2:05.246 | + 20.628 | 9:52:53.128 | 10 - | 1:45.795 | + 1.177 | 10:08:56.770 |
| 2 - | 1:48.842 | + 4.224 | 9:54:41.970 | 11 - | 1:44.929 | + 0.311 | 10:10:41.699 |
| 3 - | 1:46.928 | + 2.310 | 9:56:28.898 | 12 - | 1:44.618 | | 10:12:26.317 |
| 4 - | 1:45.795 | + 1.177 | 9:58:14.693 | 13 - | 1:44.721 | + 0.103 | 10:14:11.038 |
| 5 - | 1:47.254 | + 2.636 | 10:00:01.947 | 14 - | 1:51.231 | + 6.613 | 10:16:02.269 |
| 6 - | 1:45.800 | + 1.182 | 10:01:47.747 | 15 - | 1:45.466 | + 0.848 | 10:17:47.735 |
| 7 - | 1:47.661 | + 3.043 | 10:03:35.408 | 16 - | 1:47.005 | + 2.387 | 10:19:34.740 |
| 8 - | 1:46.087 | + 1.469 | 10:05:21.495 | 17 - | 1:45.067 | + 0.449 | 10:21:19.807 |
| 9 - | 1:49.480 | + 4.862 | 10:07:10.975 | | | | |
| 88 | McCORMACK/LONGWORTH Sun T.F.L Racing | | | | | | |
| 1 - | 2:04.819 | + 17.821 | 9:52:55.345 | 8 - | 1:52.969 | + 5.971 | 10:07:45.075 |
| 2 - | 1:56.059 | + 9.061 | 9:54:51.404 | 9 - | 1:50.332 | + 3.334 | 10:09:35.407 |
| 3 - | 1:55.022 | + 8.024 | 9:56:46.426 | 10 - | 1:50.143 | + 3.145 | 10:11:25.550 |
| 4 - | 1:54.690 | + 7.692 | 9:58:41.116 | 11 - | 1:48.984 | + 1.986 | 10:13:14.534 |
| 5 - | 1:54.848 | + 7.850 | 10:00:35.964 | 12 - | 1:47.615 | + 0.617 | 10:15:02.149 |
| 6 - | 3:12.075 P | + 1:25.077 | 10:03:48.039 | 13 - | 1:46.998 | | 10:16:49.147 |
| 7 - | 2:04.067 | + 17.069 | 10:05:52.106 | 14 - | 1:47.998 | + 1.000 | 10:18:37.145 |
| 89 | Paul MONTEITH Sun Flying Kiwi Racing | | | | | | |
| 1 - | 2:12.437 | + 17.193 | 9:53:29.770 | 7 - | 1:55.531 | + 0.287 | 10:14:06.132 |
| 2 - | 2:02.412 | + 7.168 | 9:55:32.182 | 8 - | 2:03.795 | + 8.551 | 10:16:09.927 |
| 3 - | 1:58.876 | + 3.632 | 9:57:31.058 | 9 - | 1:58.966 | + 3.722 | 10:18:08.893 |
| 4 - | 10:35.080 P | + 8:39.836 | 10:08:06.138 | 10 - | 1:55.360 | + 0.116 | 10:20:04.253 |
| 5 - | 2:06.763 | + 11.519 | 10:10:12.901 | 11 - | 1:55.244 | | 10:21:59.497 |
| 6 - | 1:57.700 | + 2.456 | 10:12:10.601 | | | | |


CARS 16 & 57 - TRANSPONDERS NOT WORKING - FIX OR YOU WILL BE IGNORED IN THE RACE

Weather / Track : Cloudy / Dry

Cadwell Park
Circuit Length = 2.1870 miles
Start: 09:50 End: 10:22

Club MSV Track Day Trophy

RACE 12 - GRID

| | | |
|--|--------------------------------------|------------------------------------|
| ROW 10 | 2:00.464 61 DOHERTY/SUMMER | 1:57.196 57 FREEMAN/FREEMAN |
| ROW 9 | 1:55.244 89 Paul MONTEITH | 1:55.212 18 Michael BUXTON |
| ROW 8 | 1:53.562 11 ROBOTHAM/CARTER | 1:50.868 20 SHAW/SHAW |
| ROW 7 | 1:50.756 4 BROWN/HONEYBONE | 1:50.598 42 ATKINSON/JEBSON |
| ROW 6 | 1:50.079 1 JOSLIN/KOZLOWSKI | 1:49.304 16 Nigel WHITE |
| ROW 5 | 1:47.430 37 O'MAHONY/MEENAN | 1:46.998 88 McCORMACK/LONGWORTH |
| ROW 4 | 1:46.943 22 LITTLEWOOD/LITTLEWOOD | 1:46.854 51 Matt WALKER |
| ROW 3 | 1:46.547 69 DRUMMOND/GREEN | 1:45.793 64 McHUGH/McHUGH |
| ROW 2 | 1:44.618 70 Neil NEWSTEAD | 1:44.352 28 BURNETT/JOKINEN |
| ROW 1 | 1:44.232 48 WRIGHT/CAMERON | 1:42.991 6 THOMAS/CROFT |
| Pole | | |
|  | | |

Cadwell Park
Circuit Length = 2.1870 miles

These results are provisional until the conclusion of any judicial and technical matters.

| | | |
|-------------------|--|--------------|
| Clerk of Course : | | Timekeeper : |
|-------------------|--|--------------|

Golf GTi Championship

QUALIFYING - SESSION 1 - CLASSIFICATION

| POS | NO | CL | NAME | ENTRY | TIME | ON | LAPS | GAP | DIFF | MPH |
|-----|----|----|------------------|--------------|----------|----|------|--------|-------|-------|
| 1 | 85 | 2 | James BARK | Mk2 Golf GTI | 1:46.619 | 8 | 9 | | | 73.84 |
| 2 | 91 | 2 | Lewis HOPKINS | Mk2 Golf GTI | 1:46.636 | 2 | 8 | 0.017 | 0.017 | 73.83 |
| 3 | 17 | 2 | Jamie MARTIN | Mk2 Golf GTI | 1:46.707 | 3 | 8 | 0.088 | 0.071 | 73.78 |
| 4 | 47 | 2 | Simon TRAVES | Mk2 Golf GTI | 1:47.417 | 7 | 8 | 0.798 | 0.710 | 73.29 |
| 5 | 38 | 2 | Herry WRIGHT | Mk2 Golf GTI | 1:47.583 | 7 | 8 | 0.964 | 0.166 | 73.18 |
| 6 | 44 | 2 | Peter MILNE | Mk2 Golf GTI | 1:48.795 | 7 | 8 | 2.176 | 1.212 | 72.36 |
| 7 | 29 | 2 | Alistair SEDWELL | Mk2 Golf GTI | 1:49.166 | 5 | 8 | 2.547 | 0.371 | 72.12 |
| 8 | 6 | 2 | Darren BEDFORD | Mk2 Golf GTI | 1:49.744 | 8 | 8 | 3.125 | 0.578 | 71.74 |
| 9 | 93 | 2 | Mark REYNOLDS | Mk2 Golf GTI | 1:49.929 | 5 | 8 | 3.310 | 0.185 | 71.62 |
| 10 | 88 | 2 | Adrian WARD | Mk2 Golf GTI | 1:50.071 | 6 | 7 | 3.452 | 0.142 | 71.52 |
| 11 | 76 | 1 | Clive BELTON | Mk2 Golf GTI | 1:50.754 | 5 | 8 | 4.135 | 0.683 | 71.08 |
| 12 | 27 | 1 | Guy STEVENS | Mk2 Golf GTI | 1:50.868 | 6 | 8 | 4.249 | 0.114 | 71.01 |
| 13 | 30 | 2 | Andy STENNING | Mk2 Golf GTI | 1:51.204 | 4 | 8 | 4.585 | 0.336 | 70.79 |
| 14 | 4 | 2 | Mark JENKINS | Mk2 Golf GTI | 1:53.251 | 8 | 8 | 6.632 | 2.047 | 69.51 |
| 15 | 70 | 2 | James HOWLINSON | Mk2 Golf GTI | 1:53.317 | 7 | 8 | 6.698 | 0.066 | 69.47 |
| 16 | 48 | 1 | Jonathon DONE | Mk2 Golf GTI | 1:55.006 | 8 | 8 | 8.387 | 1.689 | 68.45 |
| 17 | 63 | 2 | Dan GIBBS | Mk2 Golf GTI | 1:57.081 | 7 | 7 | 10.462 | 2.075 | 67.24 |

Weather / Track : Cloudy / Dry
 These results are provisional until the conclusion of any judicial and technical matters.

Cadwell Park
 Circuit Length = 2.1870 miles
 Start: 09:00 End: 09:17

| | |
|-------------------|--------------|
| Clerk of Course : | Timekeeper : |
|-------------------|--------------|

Golf GTi Championship

QUALIFYING - SESSION 1 - LAP ANALYSIS

| | | | | | | | |
|-----------|-------------------------|----------|--------------------|-----|-----------------|----------|--------------------|
| 4 | Mark JENKINS | | 2 Mk2 Golf GTI | | | | |
| 1 - | 2:06.373 | + 13.122 | 9:03:17.032 | 5 - | 1:56.898 | + 3.647 | 9:11:08.850 |
| 2 - | 1:59.514 | + 6.263 | 9:05:16.546 | 6 - | 1:57.294 | + 4.043 | 9:13:06.144 |
| 3 - | 1:58.786 | + 5.535 | 9:07:15.332 | 7 - | 1:54.968 | + 1.717 | 9:15:01.112 |
| 4 - | 1:56.620 | + 3.369 | 9:09:11.952 | 8 - | 1:53.251 | | 9:16:54.363 |
| 6 | Darren BEDFORD | | 2 Mk2 Golf GTI | | | | |
| 1 - | 1:58.322 | + 8.578 | 9:02:49.177 | 5 - | 1:49.746 | + 0.002 | 9:10:13.583 |
| 2 - | 1:52.833 | + 3.089 | 9:04:42.010 | 6 - | 1:52.394 | + 2.650 | 9:12:05.977 |
| 3 - | 1:51.112 | + 1.368 | 9:06:33.122 | 7 - | 1:50.908 | + 1.164 | 9:13:56.885 |
| 4 - | 1:50.715 | + 0.971 | 9:08:23.837 | 8 - | 1:49.744 | | 9:15:46.629 |
| 17 | Jamie MARTIN | | 2 Mk2 Golf GTI | | | | |
| 1 - | 1:51.396 | + 4.689 | 9:02:45.030 | 5 - | 1:53.893 | + 7.186 | 9:10:00.410 |
| 2 - | 1:46.980 | + 0.273 | 9:04:32.010 | 6 - | 1:47.089 | + 0.382 | 9:11:47.499 |
| 3 - | 1:46.707 | | 9:06:18.717 | 7 - | 1:47.544 | + 0.837 | 9:13:35.043 |
| 4 - | 1:47.800 | + 1.093 | 9:08:06.517 | 8 - | 1:47.754 | + 1.047 | 9:15:22.797 |
| 27 | Guy STEVENS | | 1 Mk2 Golf GTI | | | | |
| 1 - | 2:09.915 | + 19.047 | 9:03:13.825 | 5 - | 1:51.157 | + 0.289 | 9:10:42.330 |
| 2 - | 1:55.395 | + 4.527 | 9:05:09.220 | 6 - | 1:50.868 | | 9:12:33.198 |
| 3 - | 1:50.886 | + 0.018 | 9:07:00.106 | 7 - | 2:09.305 | + 18.437 | 9:14:42.503 |
| 4 - | 1:51.067 | + 0.199 | 9:08:51.173 | 8 - | 1:53.599 | + 2.731 | 9:16:36.102 |
| 29 | Alistair SEDWELL | | 2 Mk2 Golf GTI | | | | |
| 1 - | 2:03.907 | + 14.741 | 9:02:48.878 | 5 - | 1:49.166 | | 9:10:15.119 |
| 2 - | 1:55.119 | + 5.953 | 9:04:43.997 | 6 - | 1:54.603 | + 5.437 | 9:12:09.722 |
| 3 - | 1:51.295 | + 2.129 | 9:06:35.292 | 7 - | 1:50.115 | + 0.949 | 9:13:59.837 |
| 4 - | 1:50.661 | + 1.495 | 9:08:25.953 | 8 - | 1:50.387 | + 1.221 | 9:15:50.224 |
| 30 | Andy STENNING | | 2 Mk2 Golf GTI | | | | |
| 1 - | 2:08.860 | + 17.656 | 9:03:08.040 | 5 - | 1:51.367 | + 0.163 | 9:10:41.449 |
| 2 - | 1:58.418 | + 7.214 | 9:05:06.458 | 6 - | 1:53.509 | + 2.305 | 9:12:34.958 |
| 3 - | 1:52.420 | + 1.216 | 9:06:58.878 | 7 - | 2:01.417 | + 10.213 | 9:14:36.375 |
| 4 - | 1:51.204 | | 9:08:50.082 | 8 - | 2:24.223 | + 33.019 | 9:17:00.598 |
| 38 | Herry WRIGHT | | 2 Mk2 Golf GTI | | | | |
| 1 - | 1:54.415 | + 6.832 | 9:02:43.898 | 5 - | 1:48.505 | + 0.922 | 9:10:01.290 |
| 2 - | 1:51.834 | + 4.251 | 9:04:35.732 | 6 - | 1:47.834 | + 0.251 | 9:11:49.124 |
| 3 - | 1:48.312 | + 0.729 | 9:06:24.044 | 7 - | 1:47.583 | | 9:13:36.707 |
| 4 - | 1:48.741 | + 1.158 | 9:08:12.785 | 8 - | 1:47.806 | + 0.223 | 9:15:24.513 |
| 44 | Peter MILNE | | 2 Mk2 Golf GTI | | | | |
| 1 - | 1:51.918 | + 3.123 | 9:02:20.258 | 5 - | 1:50.504 | + 1.709 | 9:09:42.001 |
| 2 - | 1:52.780 | + 3.985 | 9:04:13.038 | 6 - | 1:53.903 | + 5.108 | 9:11:35.904 |
| 3 - | 1:49.396 | + 0.601 | 9:06:02.434 | 7 - | 1:48.795 | | 9:13:24.699 |
| 4 - | 1:49.063 | + 0.268 | 9:07:51.497 | 8 - | 1:49.102 | + 0.307 | 9:15:13.801 |
| 47 | Simon TRAVES | | 2 Mk2 Golf GTI | | | | |
| 1 - | 1:50.030 | + 2.613 | 9:02:21.230 | 5 - | 1:53.919 | + 6.502 | 9:09:41.680 |
| 2 - | 1:49.184 | + 1.767 | 9:04:10.414 | 6 - | 1:47.593 | + 0.176 | 9:11:29.273 |
| 3 - | 1:48.040 | + 0.623 | 9:05:58.454 | 7 - | 1:47.417 | | 9:13:16.690 |
| 4 - | 1:49.307 | + 1.890 | 9:07:47.761 | 8 - | 2:12.550 | + 25.133 | 9:15:29.240 |
| 48 | Jonathon DONE | | 1 Mk2 Golf GTI | | | | |
| 1 - | 2:09.554 | + 14.548 | 9:02:54.114 | 5 - | 1:56.508 | + 1.502 | 9:11:04.357 |
| 2 - | 2:15.056 | + 20.050 | 9:05:09.170 | 6 - | 1:56.060 | + 1.054 | 9:13:00.417 |
| 3 - | 2:00.169 | + 5.163 | 9:07:09.339 | 7 - | 1:55.051 | + 0.045 | 9:14:55.468 |
| 4 - | 1:58.510 | + 3.504 | 9:09:07.849 | 8 - | 1:55.006 | | 9:16:50.474 |

Weather / Track : Cloudy / Dry

Cadwell Park
Circuit Length = 2.1870 miles
Start: 09:00 End: 09:17

Golf GTi Championship
QUALIFYING - SESSION 1 - LAP ANALYSIS

| | | | | | | | |
|-----------|------------------------|----------|--------------------|-----|-----------------|----------|--------------------|
| 63 | Dan GIBBS | | 2 Mk2 Golf GTI | | | | |
| 1 - | 2:09.976 | + 12.895 | 9:03:20.617 | 5 - | 1:58.601 | + 1.520 | 9:11:17.286 |
| 2 - | 2:01.208 | + 4.127 | 9:05:21.825 | 6 - | 1:57.925 | + 0.844 | 9:13:15.211 |
| 3 - | 1:58.937 | + 1.856 | 9:07:20.762 | 7 - | 1:57.081 | | 9:15:12.292 |
| 4 - | 1:57.923 | + 0.842 | 9:09:18.685 | | | | |
| 70 | James HOWLINSON | | 2 Mk2 Golf GTI | | | | |
| 1 - | 2:13.758 | + 20.441 | 9:03:21.283 | 5 - | 1:54.050 | + 0.733 | 9:11:09.027 |
| 2 - | 1:58.558 | + 5.241 | 9:05:19.841 | 6 - | 1:53.548 | + 0.231 | 9:13:02.575 |
| 3 - | 1:59.308 | + 5.991 | 9:07:19.149 | 7 - | 1:53.317 | | 9:14:55.892 |
| 4 - | 1:55.828 | + 2.511 | 9:09:14.977 | 8 - | 1:57.022 | + 3.705 | 9:16:52.914 |
| 76 | Clive BELTON | | 1 Mk2 Golf GTI | | | | |
| 1 - | 1:59.804 | + 9.050 | 9:02:46.041 | 5 - | 1:50.754 | | 9:10:10.570 |
| 2 - | 1:52.007 | + 1.253 | 9:04:38.048 | 6 - | 2:01.934 | + 11.180 | 9:12:12.504 |
| 3 - | 1:50.945 | + 0.191 | 9:06:28.993 | 7 - | 1:53.250 | + 2.496 | 9:14:05.754 |
| 4 - | 1:50.823 | + 0.069 | 9:08:19.816 | 8 - | 1:51.135 | + 0.381 | 9:15:56.889 |
| 85 | James BARK | | 2 Mk2 Golf GTI | | | | |
| 1 - | 1:48.599 | + 1.980 | 9:02:20.442 | 6 - | 1:57.165 | + 10.546 | 9:11:26.149 |
| 2 - | 1:47.938 | + 1.319 | 9:04:08.380 | 7 - | 1:56.685 | + 10.066 | 9:13:22.834 |
| 3 - | 1:46.984 | + 0.365 | 9:05:55.364 | 8 - | 1:46.619 | | 9:15:09.453 |
| 4 - | 1:46.863 | + 0.244 | 9:07:42.227 | 9 - | 1:46.927 | + 0.308 | 9:16:56.380 |
| 5 - | 1:46.757 | + 0.138 | 9:09:28.984 | | | | |
| 88 | Adrian WARD | | 2 Mk2 Golf GTI | | | | |
| 1 - | 2:10.387 | + 20.316 | 9:03:10.465 | 5 - | 1:51.099 | + 1.028 | 9:10:48.597 |
| 2 - | 1:59.904 | + 9.833 | 9:05:10.369 | 6 - | 1:50.071 | | 9:12:38.668 |
| 3 - | 1:55.604 | + 5.533 | 9:07:05.973 | 7 - | 1:59.405 | + 9.334 | 9:14:38.073 |
| 4 - | 1:51.525 | + 1.454 | 9:08:57.498 | | | | |
| 91 | Lewis HOPKINS | | 2 Mk2 Golf GTI | | | | |
| 1 - | 2:07.684 | + 21.048 | 9:03:37.541 | 5 - | 1:47.049 | + 0.413 | 9:10:52.322 |
| 2 - | 1:46.636 | | 9:05:24.177 | 6 - | 1:46.926 | + 0.290 | 9:12:39.248 |
| 3 - | 1:51.144 | + 4.508 | 9:07:15.321 | 7 - | 1:52.947 | + 6.311 | 9:14:32.195 |
| 4 - | 1:49.952 | + 3.316 | 9:09:05.273 | 8 - | 1:46.760 | + 0.124 | 9:16:18.955 |
| 93 | Mark REYNOLDS | | 2 Mk2 Golf GTI | | | | |
| 1 - | 2:07.854 | + 17.925 | 9:03:02.130 | 5 - | 1:49.929 | | 9:10:34.211 |
| 2 - | 1:58.930 | + 9.001 | 9:05:01.060 | 6 - | 1:50.558 | + 0.629 | 9:12:24.769 |
| 3 - | 1:52.300 | + 2.371 | 9:06:53.360 | 7 - | 1:50.270 | + 0.341 | 9:14:15.039 |
| 4 - | 1:50.922 | + 0.993 | 9:08:44.282 | 8 - | 1:50.315 | + 0.386 | 9:16:05.354 |

Weather / Track : Cloudy / Dry

Cadwell Park
 Circuit Length = 2.1870 miles
 Start: 09:00 End: 09:17

Golf GTi Championship

QUALIFYING - SESSION 2 - CLASSIFICATION

| POS | NO | CL | NAME | ENTRY | TIME | ON | LAPS | GAP | DIFF | MPH |
|-----|----|----|----------------|--------------|----------|----|------|--------|-------|-------|
| 1 | 33 | 2 | Mike THURSTON | Mk2 Golf GTI | 1:46.731 | 8 | 8 | | | 73.76 |
| 2 | 12 | 2 | Josh JOHNSON | Mk2 Golf GTI | 1:48.186 | 8 | 8 | 1.455 | 1.455 | 72.77 |
| 3 | 5 | 2 | John MAWDSLEY | Mk2 Golf GTI | 1:48.621 | 5 | 8 | 1.890 | 0.435 | 72.48 |
| 4 | 7 | 2 | Darren DRURY | Mk2 Golf GTI | 1:48.712 | 6 | 8 | 1.981 | 0.091 | 72.42 |
| 5 | 77 | 2 | Adam HANCE | Mk2 Golf GTI | 1:49.899 | 3 | 3 | 3.168 | 1.187 | 71.63 |
| 6 | 36 | 2 | Matthew WELLER | Mk2 Golf GTI | 1:50.660 | 8 | 8 | 3.929 | 0.761 | 71.14 |
| 7 | 58 | 2 | Frank ARTHUR | Mk2 Golf GTI | 1:50.739 | 8 | 8 | 4.008 | 0.079 | 71.09 |
| 8 | 98 | 1 | Alex HARRIS | Mk2 Golf GTI | 1:51.174 | 5 | 8 | 4.443 | 0.435 | 70.81 |
| 9 | 42 | 1 | Dawn BOYD | Mk2 Golf GTI | 1:51.551 | 8 | 8 | 4.820 | 0.377 | 70.57 |
| 10 | 62 | 1 | Andy HOLLEY | Mk2 Golf GTI | 1:51.718 | 8 | 8 | 4.987 | 0.167 | 70.47 |
| 11 | 18 | 1 | Antony THEAKER | Mk2 Golf GTI | 1:51.931 | 8 | 8 | 5.200 | 0.213 | 70.33 |
| 12 | 21 | 1 | James HOLLAND | Mk2 Golf GTI | 1:52.065 | 4 | 8 | 5.334 | 0.134 | 70.25 |
| 13 | 26 | 1 | Tim COX | Mk2 Golf GTI | 1:53.700 | 8 | 8 | 6.969 | 1.635 | 69.24 |
| 14 | 97 | 1 | Rachel SMITH | Mk2 Golf GTI | 1:53.995 | 7 | 8 | 7.264 | 0.295 | 69.06 |
| 15 | 25 | 2 | Andy WARNES | Mk2 Golf GTI | 1:56.951 | 3 | 3 | 10.220 | 2.956 | 67.31 |
| 16 | 92 | 2 | Brian PASSMORE | Mk2 Golf GTI | 1:57.136 | 6 | 7 | 10.405 | 0.185 | 67.21 |

Weather / Track : Cloudy / Dry
 These results are provisional until the conclusion of any judicial and technical matters.

Cadwell Park
 Circuit Length = 2.1870 miles
 Start: 09:25 End: 09:42

| | |
|-------------------|--------------|
| Clerk of Course : | Timekeeper : |
|-------------------|--------------|

Golf GTi Championship

QUALIFYING - SESSION 2 - LAP ANALYSIS

| | | | | | | |
|-----------|-----------------------|----------|--------------------|-----|-----------------|-------------------------|
| 5 | John MAWDSLEY | | 2 Mk2 Golf GTI | | | |
| 1 - | 2:00.010 | + 11.389 | 9:27:48.860 | 5 - | 1:48.621 | 9:35:06.556 |
| 2 - | 1:50.678 | + 2.057 | 9:29:39.538 | 6 - | 1:58.887 | + 10.266 9:37:05.443 |
| 3 - | 1:48.906 | + 0.285 | 9:31:28.444 | 7 - | 1:48.667 | + 0.046 9:38:54.110 |
| 4 - | 1:49.491 | + 0.870 | 9:33:17.935 | 8 - | 2:04.394 | + 15.773 9:40:58.504 |
| 7 | Darren DRURY | | 2 Mk2 Golf GTI | | | |
| 1 - | 2:04.432 | + 15.720 | 9:28:27.471 | 5 - | 1:49.223 | + 0.511 9:35:51.425 |
| 2 - | 1:54.290 | + 5.578 | 9:30:21.761 | 6 - | 1:48.712 | 9:37:40.137 |
| 3 - | 1:50.986 | + 2.274 | 9:32:12.747 | 7 - | 1:49.897 | + 1.185 9:39:30.034 |
| 4 - | 1:49.455 | + 0.743 | 9:34:02.202 | 8 - | 1:49.009 | + 0.297 9:41:19.043 |
| 12 | Josh JOHNSON | | 2 Mk2 Golf GTI | | | |
| 1 - | 1:57.971 | + 9.785 | 9:27:49.927 | 5 - | 1:48.846 | + 0.660 9:35:07.433 |
| 2 - | 1:50.953 | + 2.767 | 9:29:40.880 | 6 - | 1:48.475 | + 0.289 9:36:55.908 |
| 3 - | 1:48.781 | + 0.595 | 9:31:29.661 | 7 - | 1:48.931 | + 0.745 9:38:44.839 |
| 4 - | 1:48.926 | + 0.740 | 9:33:18.587 | 8 - | 1:48.186 | 9:40:33.025 |
| 18 | Antony THEAKER | | 1 Mk2 Golf GTI | | | |
| 1 - | 2:06.417 | + 14.486 | 9:28:18.843 | 5 - | 1:53.326 | + 1.395 9:36:00.273 |
| 2 - | 1:58.137 | + 6.206 | 9:30:16.980 | 6 - | 1:53.084 | + 1.153 9:37:53.357 |
| 3 - | 1:55.923 | + 3.992 | 9:32:12.903 | 7 - | 1:53.556 | + 1.625 9:39:46.913 |
| 4 - | 1:54.044 | + 2.113 | 9:34:06.947 | 8 - | 1:51.931 | 9:41:38.844 |
| 21 | James HOLLAND | | 1 Mk2 Golf GTI | | | |
| 1 - | 1:59.783 | + 7.718 | 9:28:01.628 | 5 - | 1:52.834 | + 0.769 9:35:33.963 |
| 2 - | 1:55.265 | + 3.200 | 9:29:56.893 | 6 - | 1:52.372 | + 0.307 9:37:26.335 |
| 3 - | 1:52.171 | + 0.106 | 9:31:49.064 | 7 - | 1:52.793 | + 0.728 9:39:19.128 |
| 4 - | 1:52.065 | | 9:33:41.129 | 8 - | 1:52.640 | + 0.575 9:41:11.768 |
| 25 | Andy WARNES | | 2 Mk2 Golf GTI | | | |
| 1 - | 2:08.098 | + 11.147 | 9:28:19.564 | 3 - | 1:56.951 | 9:32:16.120 |
| 2 - | 1:59.605 | + 2.654 | 9:30:19.169 | | | |
| 26 | Tim COX | | 1 Mk2 Golf GTI | | | |
| 1 - | 2:08.278 | + 14.578 | 9:28:20.992 | 5 - | 1:56.796 | + 3.096 9:36:14.513 |
| 2 - | 2:00.821 | + 7.121 | 9:30:21.813 | 6 - | 1:54.951 | + 1.251 9:38:09.464 |
| 3 - | 1:57.905 | + 4.205 | 9:32:19.718 | 7 - | 1:54.013 | + 0.313 9:40:03.477 |
| 4 - | 1:57.999 | + 4.299 | 9:34:17.717 | 8 - | 1:53.700 | 9:41:57.177 |
| 33 | Mike THURSTON | | 2 Mk2 Golf GTI | | | |
| 1 - | 1:57.591 | + 10.860 | 9:27:48.087 | 5 - | 1:47.896 | + 1.165 9:35:01.570 |
| 2 - | 1:48.789 | + 2.058 | 9:29:36.876 | 6 - | 1:47.474 | + 0.743 9:36:49.044 |
| 3 - | 1:48.651 | + 1.920 | 9:31:25.527 | 7 - | 1:47.061 | + 0.330 9:38:36.105 |
| 4 - | 1:48.147 | + 1.416 | 9:33:13.674 | 8 - | 1:46.731 | 9:40:22.836 |
| 36 | Matthew WELLER | | 2 Mk2 Golf GTI | | | |
| 1 - | 2:00.562 | + 9.902 | 9:27:59.308 | 5 - | 1:51.286 | + 0.626 9:35:27.499 |
| 2 - | 1:53.285 | + 2.625 | 9:29:52.593 | 6 - | 1:50.918 | + 0.258 9:37:18.417 |
| 3 - | 1:52.628 | + 1.968 | 9:31:45.221 | 7 - | 1:51.345 | + 0.685 9:39:09.762 |
| 4 - | 1:50.992 | + 0.332 | 9:33:36.213 | 8 - | 1:50.660 | 9:41:00.422 |
| 42 | Dawn BOYD | | 1 Mk2 Golf GTI | | | |
| 1 - | 2:09.859 | + 18.308 | 9:28:27.459 | 5 - | 1:53.293 | + 1.742 9:36:08.778 |
| 2 - | 1:57.642 | + 6.091 | 9:30:25.101 | 6 - | 1:51.946 | + 0.395 9:38:00.724 |
| 3 - | 1:55.027 | + 3.476 | 9:32:20.128 | 7 - | 1:51.951 | + 0.400 9:39:52.675 |
| 4 - | 1:55.357 | + 3.806 | 9:34:15.485 | 8 - | 1:51.551 | 9:41:44.226 |
| 58 | Frank ARTHUR | | 2 Mk2 Golf GTI | | | |
| 1 - | 1:57.867 | + 7.128 | 9:27:54.581 | 5 - | 1:52.073 | + 1.334 9:35:26.082 |
| 2 - | 1:53.994 | + 3.255 | 9:29:48.575 | 6 - | 1:51.310 | + 0.571 9:37:17.392 |

Weather / Track : Cloudy / Dry

Cadwell Park
Circuit Length = 2.1870 miles
Start: 09:25 End: 09:42

Golf GTi Championship
QUALIFYING - SESSION 2 - LAP ANALYSIS

| | | | | | | | |
|-----------|-----------------------|----------|----------------|-----|-----------------|----------|--------------------|
| 3 - | 1:52.917 | + 2.178 | 9:31:41.492 | 7 - | 1:50.801 | + 0.062 | 9:39:08.193 |
| 4 - | 1:52.517 | + 1.778 | 9:33:34.009 | 8 - | 1:50.739 | | 9:40:58.932 |
| 62 | Andy HOLLEY | | 1 Mk2 Golf GTI | | | | |
| 1 - | 1:57.814 | + 6.096 | 9:28:02.972 | 5 - | 1:52.263 | + 0.545 | 9:35:42.195 |
| 2 - | 2:00.809 | + 9.091 | 9:30:03.781 | 6 - | 1:51.988 | + 0.270 | 9:37:34.183 |
| 3 - | 1:53.787 | + 2.069 | 9:31:57.568 | 7 - | 2:02.852 | + 11.134 | 9:39:37.035 |
| 4 - | 1:52.364 | + 0.646 | 9:33:49.932 | 8 - | 1:51.718 | | 9:41:28.753 |
| 77 | Adam HANCE | | 2 Mk2 Golf GTI | | | | |
| 1 - | 1:56.204 | + 6.305 | 9:27:52.191 | 3 - | 1:49.899 | | 9:31:33.281 |
| 2 - | 1:51.191 | + 1.292 | 9:29:43.382 | | | | |
| 92 | Brian PASSMORE | | 2 Mk2 Golf GTI | | | | |
| 1 - | 2:21.556 | + 24.420 | 9:28:45.671 | 5 - | 1:58.277 | + 1.141 | 9:36:54.171 |
| 2 - | 2:07.532 | + 10.396 | 9:30:53.203 | 6 - | 1:57.136 | | 9:38:51.307 |
| 3 - | 2:03.249 | + 6.113 | 9:32:56.452 | 7 - | 1:58.089 | + 0.953 | 9:40:49.396 |
| 4 - | 1:59.442 | + 2.306 | 9:34:55.894 | | | | |
| 97 | Rachel SMITH | | 1 Mk2 Golf GTI | | | | |
| 1 - | 2:09.917 | + 15.922 | 9:28:31.172 | 5 - | 1:55.611 | + 1.616 | 9:36:13.861 |
| 2 - | 1:55.912 | + 1.917 | 9:30:27.084 | 6 - | 1:54.343 | + 0.348 | 9:38:08.204 |
| 3 - | 1:54.402 | + 0.407 | 9:32:21.486 | 7 - | 1:53.995 | | 9:40:02.199 |
| 4 - | 1:56.764 | + 2.769 | 9:34:18.250 | 8 - | 1:54.600 | + 0.605 | 9:41:56.799 |
| 98 | Alex HARRIS | | 1 Mk2 Golf GTI | | | | |
| 1 - | 2:00.587 | + 9.413 | 9:28:01.258 | 5 - | 1:51.174 | | 9:35:29.756 |
| 2 - | 1:54.278 | + 3.104 | 9:29:55.536 | 6 - | 1:52.137 | + 0.963 | 9:37:21.893 |
| 3 - | 1:51.808 | + 0.634 | 9:31:47.344 | 7 - | 1:51.437 | + 0.263 | 9:39:13.330 |
| 4 - | 1:51.238 | + 0.064 | 9:33:38.582 | 8 - | 1:51.472 | + 0.298 | 9:41:04.802 |

Weather / Track : Cloudy / Dry

Cadwell Park
 Circuit Length = 2.1870 miles
 Start: 09:25 End: 09:42

Golf GTi Championship - Groups A & B

RACE 8 - GRID

| | | | |
|--------|--------------------------------|---------------------------------|-----------------------------|
| ROW 12 | | 1:57.136 92 Brian PASSMORE | |
| ROW 11 | 1:57.081 63 Dan GIBBS | | 1:56.951 25 Andy WARNES |
| ROW 10 | 1:53.317 70 James HOWLINSON | 1:53.251 4 Mark JENKINS | |
| ROW 9 | 1:51.204 30 Andy STENNING | | 1:50.739 58 Frank ARTHUR |
| ROW 8 | 1:50.660 36 Matthew WELLER | 1:50.071 88 Adrian WARD | |
| ROW 7 | | 1:49.929 93 Mark REYNOLDS | 1:49.899 77 Adam HANCE |
| ROW 6 | 1:49.744 6 Darren BEDFORD | 1:49.166 29 Alistair SEDWELL | |
| ROW 5 | | 1:48.795 44 Peter MILNE | 1:48.712 7 Darren DRURY |
| ROW 4 | 1:48.621 5 John MAWDSLEY | 1:48.186 12 Josh JOHNSON | |
| ROW 3 | | 1:47.583 38 Herry WRIGHT | 1:47.417 47 Simon TRAVES |
| ROW 2 | 1:46.731 33 Mike THURSTON | 1:46.707 17 Jamie MARTIN | |
| ROW 1 | | 1:46.636 91 Lewis HOPKINS | 1:46.619 85 James BARK |

Pole


Cadwell Park
Circuit Length = 2.1870 miles

Clerk of Course :

Timekeeper :

Golf GTi Championship - Groups B & C

RACE 11 - GRID - AMENDED

| | | | |
|--|--------------------------------|--------------------------------|--------------------------------|
| ROW 10 | | 1:57.136 92 Brian PASSMORE | |
| ROW 9 | 1:56.951 25 Andy WARNES | | 1:55.006 48 Jonathon DONE |
| ROW 8 | 1:53.995 97 Rachel SMITH | 1:53.700 26 Tim COX | |
| ROW 7 | 1:52.065 21 James HOLLAND | | 1:51.931 18 Antony THEAKER |
| ROW 6 | 1:51.718 62 Andy HOLLEY | 1:51.551 42 Dawn BOYD | |
| ROW 5 | 1:51.174 98 Alex HARRIS | | 1:50.868 27 Guy STEVENS |
| ROW 4 | 1:50.754 76 Clive BELTON | 1:50.739 58 Frank ARTHUR | |
| ROW 3 | 1:50.660 36 Matthew WELLER | | 1:49.899 77 Adam HANCE |
| ROW 2 | 1:48.712 7 Darren DRURY | 1:48.621 5 John MAWDSLEY | |
| ROW 1 | 1:48.186 12 Josh JOHNSON | | 1:46.731 33 Mike THURSTON |
| Pole | | | |
|  | | | |


Cadwell Park
Circuit Length = 2.1870 miles

Clerk of Course :

Timekeeper :

Golf GTi Championship - Groups A & C

RACE 15 - GRID - AMENDED

| | | |
|--|--------------------------------|---------------------------------|
| ROW 12 | 1:57.081 63 Dan GIBBS | 1:55.006 48 Jonathon DONE |
| ROW 11 | 1:53.995 97 Rachel SMITH | 1:53.700 26 Tim COX |
| ROW 10 | 1:53.317 70 James HOWLINSON | 1:53.251 4 Mark JENKINS |
| ROW 9 | 1:52.065 21 James HOLLAND | 1:51.931 18 Antony THEAKER |
| ROW 8 | 1:51.718 62 Andy HOLLEY | 1:51.551 42 Dawn BOYD |
| ROW 7 | 1:51.204 30 Andy STENNING | 1:51.174 98 Alex HARRIS |
| ROW 6 | 1:50.868 27 Guy STEVENS | 1:50.754 76 Clive BELTON |
| ROW 5 | 1:50.071 88 Adrian WARD | 1:49.929 93 Mark REYNOLDS |
| ROW 4 | 1:49.744 6 Darren BEDFORD | 1:49.166 29 Alistair SEDWELL |
| ROW 3 | 1:48.795 44 Peter MILNE | 1:47.583 38 Herry WRIGHT |
| ROW 2 | 1:47.417 47 Simon TRAVES | 1:46.707 17 Jamie MARTIN |
| ROW 1 | 1:46.636 91 Lewis HOPKINS | 1:46.619 85 James BARK |
| Pole | | |
|  | | |

Cadwell Park
Circuit Length = 2.1870 miles

These results are provisional until the conclusion of any judicial and technical matters.

| | | |
|-------------------|--|--------------|
| Clerk of Course : | | Timekeeper : |
|-------------------|--|--------------|

Monoposto 1800, 1600, 1400 & 1000
QUALIFYING - RACE 10 - CLASSIFICATION

| POS | NO | CL | NAME | ENTRY | TIME | ON | LAPS | GAP | DIFF | MPH |
|-----|----|----|------------------|-------------------------|----------|----|------|--------|-------|-------|
| 1 | 27 | 10 | James O'REILLY | Speads | 1:26.087 | 3 | 4 | | | 91.45 |
| 2 | 29 | 10 | Dax WARD | Jedi MK6 | 1:30.045 | 8 | 9 | 3.958 | 3.958 | 87.43 |
| 3 | 30 | 10 | Marc FORTUNE | Jedi MK6 | 1:30.402 | 4 | 6 | 4.315 | 0.357 | 87.09 |
| 4 | 56 | 18 | Ewen SERGISON | Swift SZ99 | 1:31.096 | 5 | 8 | 5.009 | 0.694 | 86.42 |
| 5 | 8 | 10 | John RAWLINGS | Speads RM07 | 1:31.743 | 5 | 9 | 5.656 | 0.647 | 85.81 |
| 6 | 3 | 10 | Adrian WRIGHT | GEM AW2 | 1:31.936 | 5 | 9 | 5.849 | 0.193 | 85.63 |
| 7 | 85 | 18 | Peter BRAGG | Mygale SJ00 | 1:33.518 | 5 | 9 | 7.431 | 1.582 | 84.18 |
| 8 | 60 | 18 | Matt HAYES | Jamun M97Z | 1:33.722 | 8 | 8 | 7.635 | 0.204 | 84.00 |
| 9 | 10 | 10 | Dan LEVY | Jedi Mk 4 | 1:34.266 | 6 | 9 | 8.179 | 0.544 | 83.52 |
| 10 | 58 | 16 | Jeremy TIMMS | Van Diemen RF87 | 1:34.811 | 7 | 9 | 8.724 | 0.545 | 83.04 |
| 11 | 78 | 18 | James CHAPMAN | Van Diemen RF03 | 1:35.459 | 8 | 9 | 9.372 | 0.648 | 82.47 |
| 12 | 59 | 16 | Jason TIMMS | Lola T644E | 1:35.755 | 7 | 9 | 9.668 | 0.296 | 82.22 |
| 13 | 52 | 18 | Michael DALE | Van Diemen RF82 | 1:36.894 | 3 | 9 | 10.807 | 1.139 | 81.25 |
| 14 | 11 | 10 | Steve CAVE | JKS | 1:37.176 | 7 | 9 | 11.089 | 0.282 | 81.01 |
| 15 | 66 | 16 | David PARKINSON | Reynard FF | 1:39.142 | 4 | 9 | 13.055 | 1.966 | 79.41 |
| 16 | 99 | 16 | Geoff FERN | Formula Vauxhall Junior | 1:39.636 | 9 | 9 | 13.549 | 0.494 | 79.01 |
| 17 | 74 | 18 | Marcus SHEARD | Mygale SJ00 | 1:40.163 | 6 | 9 | 14.076 | 0.527 | 78.60 |
| 18 | 55 | 18 | Prajesh SHAH | Vauxhall Formula Junior | 1:43.023 | 3 | 4 | 16.936 | 2.860 | 76.42 |
| 19 | 15 | 10 | Len TURNER | Jedi MK6 | 1:43.638 | 7 | 8 | 17.551 | 0.615 | 75.96 |
| 20 | 73 | 18 | Jonathan BAGGOTT | Van Diemen RF95 | 1:43.857 | 6 | 8 | 17.770 | 0.219 | 75.80 |
| 21 | 94 | 18 | Jock SERGISON | Swift SC98Z | 1:44.684 | 8 | 8 | 18.597 | 0.827 | 75.20 |
| 22 | 57 | 16 | Eddie GUEST | Lola T640 | 1:47.573 | 6 | 7 | 21.486 | 2.889 | 73.18 |
| 23 | 70 | 16 | Joe VENOR | Lola T644E | 1:49.145 | 7 | 8 | 23.058 | 1.572 | 72.13 |
| 24 | 50 | 10 | Geoffrey COWELL | Jedi Mk6 | 1:50.223 | 8 | 8 | 24.136 | 1.078 | 71.42 |

CAR 55 - TRANSPONDER NOT WORKING - FIX OR YOU WILL BE IGNORED IN THE RACE

Weather / Track : Cloudy / Dry

These results are provisional until the conclusion of any judicial and technical matters.

Cadwell Park

Circuit Length = 2.1870 miles

Start: 10:30 End: 10:48

| | |
|-------------------|--------------|
| Clerk of Course : | Timekeeper : |
|-------------------|--------------|

Monoposto 1800, 1600, 1400 & 1000
QUALIFYING - RACE 10 - LAP ANALYSIS

| | | | | | | | |
|-----------|------------------------|----------|---------------------|-----|-----------------|----------|---------------------|
| 3 | Adrian WRIGHT | | 10 GEM AW2 | | | | |
| 1 - | 1:46.449 | + 14.513 | 10:32:38.415 | 6 - | 1:37.880 | + 5.944 | 10:40:33.905 |
| 2 - | 1:36.525 | + 4.589 | 10:34:14.940 | 7 - | 1:34.330 | + 2.394 | 10:42:08.235 |
| 3 - | 1:36.493 | + 4.557 | 10:35:51.433 | 8 - | 1:37.225 | + 5.289 | 10:43:45.460 |
| 4 - | 1:32.656 | + 0.720 | 10:37:24.089 | 9 - | 1:34.055 | + 2.119 | 10:45:19.515 |
| 5 - | 1:31.936 | | 10:38:56.025 | | | | |
| 8 | John RAWLINGS | | 10 Speads RM07 | | | | |
| 1 - | 1:54.437 | + 22.694 | 10:32:42.702 | 6 - | 1:37.382 | + 5.639 | 10:40:35.019 |
| 2 - | 1:36.308 | + 4.565 | 10:34:19.010 | 7 - | 1:35.335 | + 3.592 | 10:42:10.354 |
| 3 - | 1:34.001 | + 2.258 | 10:35:53.011 | 8 - | 1:35.827 | + 4.084 | 10:43:46.181 |
| 4 - | 1:32.883 | + 1.140 | 10:37:25.894 | 9 - | 1:34.251 | + 2.508 | 10:45:20.432 |
| 5 - | 1:31.743 | | 10:38:57.637 | | | | |
| 10 | Dan LEVY | | 10 Jedi Mk 4 | | | | |
| 1 - | 2:17.206 | + 42.940 | 10:33:40.781 | 6 - | 1:34.266 | | 10:41:50.195 |
| 2 - | 1:36.241 | + 1.975 | 10:35:17.022 | 7 - | 1:40.903 | + 6.637 | 10:43:31.098 |
| 3 - | 1:38.179 | + 3.913 | 10:36:55.201 | 8 - | 1:35.537 | + 1.271 | 10:45:06.635 |
| 4 - | 1:41.381 | + 7.115 | 10:38:36.582 | 9 - | 1:36.382 | + 2.116 | 10:46:43.017 |
| 5 - | 1:39.347 | + 5.081 | 10:40:15.929 | | | | |
| 11 | Steve CAVE | | 10 JKS | | | | |
| 1 - | 1:44.686 | + 7.510 | 10:32:31.381 | 6 - | 1:39.954 | + 2.778 | 10:40:50.184 |
| 2 - | 1:40.979 | + 3.803 | 10:34:12.360 | 7 - | 1:37.176 | | 10:42:27.360 |
| 3 - | 1:40.960 | + 3.784 | 10:35:53.320 | 8 - | 1:41.155 | + 3.979 | 10:44:08.515 |
| 4 - | 1:38.399 | + 1.223 | 10:37:31.719 | 9 - | 1:38.382 | + 1.206 | 10:45:46.897 |
| 5 - | 1:38.511 | + 1.335 | 10:39:10.230 | | | | |
| 15 | Len TURNER | | 10 Jedi MK6 | | | | |
| 1 - | 1:54.879 | + 11.241 | 10:33:24.993 | 5 - | 1:47.280 | + 3.642 | 10:40:35.252 |
| 2 - | 1:47.437 | + 3.799 | 10:35:12.430 | 6 - | 1:49.381 | + 5.743 | 10:42:24.633 |
| 3 - | 1:48.656 | + 5.018 | 10:37:01.086 | 7 - | 1:43.638 | | 10:44:08.271 |
| 4 - | 1:46.886 | + 3.248 | 10:38:47.972 | 8 - | 1:44.014 | + 0.376 | 10:45:52.285 |
| 27 | James O'REILLY | | 10 Speads | | | | |
| 1 - | 1:41.784 | + 15.697 | 10:32:24.848 | 3 - | 1:26.087 | | 10:35:18.818 |
| 2 - | 1:27.883 | + 1.796 | 10:33:52.731 | 4 - | 1:34.631 | + 8.544 | 10:36:53.449 |
| 29 | Dax WARD | | 10 Jedi MK6 | | | | |
| 1 - | 2:14.564 | + 44.519 | 10:33:39.796 | 6 - | 1:30.645 | + 0.600 | 10:41:51.614 |
| 2 - | 1:32.328 | + 2.283 | 10:35:12.124 | 7 - | 1:46.085 | + 16.040 | 10:43:37.699 |
| 3 - | 1:37.675 | + 7.630 | 10:36:49.799 | 8 - | 1:30.045 | | 10:45:07.744 |
| 4 - | 1:42.627 | + 12.582 | 10:38:32.426 | 9 - | 1:33.453 | + 3.408 | 10:46:41.197 |
| 5 - | 1:48.543 | + 18.498 | 10:40:20.969 | | | | |
| 30 | Marc FORTUNE | | 10 Jedi MK6 | | | | |
| 1 - | 1:42.388 | + 11.986 | 10:32:26.499 | 4 - | 1:30.402 | | 10:37:00.341 |
| 2 - | 1:32.385 | + 1.983 | 10:33:58.884 | 5 - | 1:44.628 | + 14.226 | 10:38:44.969 |
| 3 - | 1:31.055 | + 0.653 | 10:35:29.939 | 6 - | 1:57.509 | + 27.107 | 10:40:42.478 |
| 50 | Geoffrey COWELL | | 10 Jedi Mk6 | | | | |
| 1 - | 2:00.443 | + 10.220 | 10:33:01.216 | 5 - | 1:51.237 | + 1.014 | 10:40:34.057 |
| 2 - | 1:57.112 | + 6.889 | 10:34:58.328 | 6 - | 1:50.390 | + 0.167 | 10:42:24.447 |
| 3 - | 1:50.832 | + 0.609 | 10:36:49.160 | 7 - | 1:51.042 | + 0.819 | 10:44:15.489 |
| 4 - | 1:53.660 | + 3.437 | 10:38:42.820 | 8 - | 1:50.223 | | 10:46:05.712 |
| 52 | Michael DALE | | 18 Van Diemen RF82 | | | | |
| 1 - | 1:55.994 | + 19.100 | 10:32:51.588 | 6 - | 1:37.566 | + 0.672 | 10:41:03.717 |
| 2 - | 1:38.677 | + 1.783 | 10:34:30.265 | 7 - | 1:38.493 | + 1.599 | 10:42:42.210 |
| 3 - | 1:36.894 | | 10:36:07.159 | 8 - | 1:37.430 | + 0.536 | 10:44:19.640 |
| 4 - | 1:39.200 | + 2.306 | 10:37:46.359 | 9 - | 1:40.124 | + 3.230 | 10:45:59.764 |

Weather / Track : Cloudy / Dry

Cadwell Park
Circuit Length = 2.1870 miles
Start: 10:30 End: 10:48

Monoposto 1800, 1600, 1400 & 1000
QUALIFYING - RACE 10 - LAP ANALYSIS

| | | | | | | |
|-----------|-------------------------|------------|----------------------------|---|-----------------|----------------------------|
| 5 | 1:39.792 | + 2.898 | 10:39:26.151 | | | |
| 55 | Prajesh SHAH | | 18 Vauxhall Formula Junior | | | |
| 1 | 7:25.608 | + 5:42.585 | 10:38:36.979 | 3 | 1:43.023 | 10:42:07.718 |
| 2 | 1:47.716 | + 4.693 | 10:40:24.695 | 4 | 3:29.162 | + 1:46.139 10:45:36.880 |
| 56 | Ewen SERGISON | | 18 Swift SZ99 | | | |
| 1 | 1:45.038 | + 13.942 | 10:33:07.958 | 5 | 1:31.096 | 10:39:34.738 |
| 2 | 1:43.068 | + 11.972 | 10:34:51.026 | 6 | 1:32.305 | + 1.209 10:41:07.043 |
| 3 | 1:40.173 | + 9.077 | 10:36:31.199 | 7 | 1:32.968 | + 1.872 10:42:40.011 |
| 4 | 1:32.443 | + 1.347 | 10:38:03.642 | 8 | 1:37.283 | + 6.187 10:44:17.294 |
| 57 | Eddie GUEST | | 16 Lola T640 | | | |
| 1 | 1:57.575 | + 10.002 | 10:33:12.597 | 5 | 1:51.366 | + 3.793 10:40:34.472 |
| 2 | 1:50.918 | + 3.345 | 10:35:03.515 | 6 | 1:47.573 | 10:42:22.045 |
| 3 | 1:49.506 | + 1.933 | 10:36:53.021 | 7 | 1:54.594 | + 7.021 10:44:16.639 |
| 4 | 1:50.085 | + 2.512 | 10:38:43.106 | | | |
| 58 | Jeremy TIMMS | | 16 Van Diemen RF87 | | | |
| 1 | 1:50.127 | + 15.316 | 10:32:53.657 | 6 | 1:35.745 | + 0.934 10:41:00.998 |
| 2 | 1:37.266 | + 2.455 | 10:34:30.923 | 7 | 1:34.811 | 10:42:35.809 |
| 3 | 1:40.388 | + 5.577 | 10:36:11.311 | 8 | 1:40.654 | + 5.843 10:44:16.463 |
| 4 | 1:36.736 | + 1.925 | 10:37:48.047 | 9 | 1:49.388 | + 14.577 10:46:05.851 |
| 5 | 1:37.206 | + 2.395 | 10:39:25.253 | | | |
| 59 | Jason TIMMS | | 16 Lola T644E | | | |
| 1 | 1:49.025 | + 13.270 | 10:33:18.773 | 6 | 1:35.998 | + 0.243 10:41:40.835 |
| 2 | 1:41.433 | + 5.678 | 10:35:00.206 | 7 | 1:35.755 | 10:43:16.590 |
| 3 | 1:40.952 | + 5.197 | 10:36:41.158 | 8 | 1:36.734 | + 0.979 10:44:53.324 |
| 4 | 1:44.152 | + 8.397 | 10:38:25.310 | 9 | 1:52.454 | + 16.699 10:46:45.778 |
| 5 | 1:39.527 | + 3.772 | 10:40:04.837 | | | |
| 60 | Matt HAYES | | 18 Jamun M97Z | | | |
| 1 | 1:42.280 | + 8.558 | 10:33:12.179 | 5 | 1:35.093 | + 1.371 10:39:50.997 |
| 2 | 1:45.680 | + 11.958 | 10:34:57.859 | 6 | 1:34.905 | + 1.183 10:41:25.902 |
| 3 | 1:40.582 | + 6.860 | 10:36:38.441 | 7 | 1:34.817 | + 1.095 10:43:00.719 |
| 4 | 1:37.463 | + 3.741 | 10:38:15.904 | 8 | 1:33.722 | 10:44:34.441 |
| 66 | David PARKINSON | | 16 Reynard FF | | | |
| 1 | 1:48.507 | + 9.365 | 10:32:45.258 | 6 | 1:39.368 | + 0.226 10:41:06.791 |
| 2 | 1:41.112 | + 1.970 | 10:34:26.370 | 7 | 1:41.196 | + 2.054 10:42:47.987 |
| 3 | 1:40.293 | + 1.151 | 10:36:06.663 | 8 | 1:39.782 | + 0.640 10:44:27.769 |
| 4 | 1:39.142 | | 10:37:45.805 | 9 | 1:39.738 | + 0.596 10:46:07.507 |
| 5 | 1:41.618 | + 2.476 | 10:39:27.423 | | | |
| 70 | Joe VENOR | | 16 Lola T644E | | | |
| 1 | 2:00.679 | + 11.534 | 10:32:58.064 | 5 | 1:54.069 | + 4.924 10:40:29.076 |
| 2 | 1:52.673 | + 3.528 | 10:34:50.737 | 6 | 1:50.229 | + 1.084 10:42:19.305 |
| 3 | 1:53.664 | + 4.519 | 10:36:44.401 | 7 | 1:49.145 | 10:44:08.450 |
| 4 | 1:50.606 | + 1.461 | 10:38:35.007 | 8 | 1:51.390 | + 2.245 10:45:59.840 |
| 73 | Jonathan BAGGOTT | | 18 Van Diemen RF95 | | | |
| 1 | 1:58.360 | + 14.503 | 10:33:11.004 | 5 | 1:47.435 | + 3.578 10:40:23.183 |
| 2 | 1:49.080 | + 5.223 | 10:35:00.084 | 6 | 1:43.857 | 10:42:07.040 |
| 3 | 1:49.103 | + 5.246 | 10:36:49.187 | 7 | 1:44.715 | + 0.858 10:43:51.755 |
| 4 | 1:46.561 | + 2.704 | 10:38:35.748 | 8 | 2:06.140 | + 22.283 10:45:57.895 |
| 74 | Marcus SHEARD | | 18 Mygale SJ00 | | | |
| 1 | 1:58.710 | + 18.547 | 10:33:02.409 | 6 | 1:40.163 | 10:41:50.100 |
| 2 | 1:49.623 | + 9.460 | 10:34:52.032 | 7 | 1:41.026 | + 0.863 10:43:31.126 |
| 3 | 1:47.367 | + 7.204 | 10:36:39.399 | 8 | 1:40.967 | + 0.804 10:45:12.093 |
| 4 | 1:46.209 | + 6.046 | 10:38:25.608 | 9 | 1:40.261 | + 0.098 10:46:52.354 |

Weather / Track : Cloudy / Dry

Cadwell Park
 Circuit Length = 2.1870 miles
 Start: 10:30 End: 10:48

Monoposto 1800, 1600, 1400 & 1000


QUALIFYING - RACE 10 - LAP ANALYSIS

| | | | | | | | |
|-----------|----------------------|----------|----------------------------|-----|-----------------|----------|---------------------|
| 5 - | 1:44.329 | + 4.166 | 10:40:09.937 | | | | |
| 78 | James CHAPMAN | | 18 Van Diemen RF03 | | | | |
| 1 - | 1:55.079 | + 19.620 | 10:33:01.475 | 6 - | 1:35.760 | + 0.301 | 10:41:25.763 |
| 2 - | 1:49.022 | + 13.563 | 10:34:50.497 | 7 - | 1:37.074 | + 1.615 | 10:43:02.837 |
| 3 - | 1:45.831 | + 10.372 | 10:36:36.328 | 8 - | 1:35.459 | | 10:44:38.296 |
| 4 - | 1:37.184 | + 1.725 | 10:38:13.512 | 9 - | 1:41.154 | + 5.695 | 10:46:19.450 |
| 5 - | 1:36.491 | + 1.032 | 10:39:50.003 | | | | |
| 85 | Peter BRAGG | | 18 Mygale SJ00 | | | | |
| 1 - | 1:48.651 | + 15.133 | 10:32:52.453 | 6 - | 1:35.657 | + 2.139 | 10:40:47.638 |
| 2 - | 1:36.474 | + 2.956 | 10:34:28.927 | 7 - | 1:36.939 | + 3.421 | 10:42:24.577 |
| 3 - | 1:35.454 | + 1.936 | 10:36:04.381 | 8 - | 2:04.586 | + 31.068 | 10:44:29.163 |
| 4 - | 1:34.082 | + 0.564 | 10:37:38.463 | 9 - | 1:37.771 | + 4.253 | 10:46:06.934 |
| 5 - | 1:33.518 | | 10:39:11.981 | | | | |
| 94 | Jock SERGISON | | 18 Swift SC98Z | | | | |
| 1 - | 1:56.949 | + 12.265 | 10:32:58.531 | 5 - | 1:44.827 | + 0.143 | 10:40:10.105 |
| 2 - | 1:49.724 | + 5.040 | 10:34:48.255 | 6 - | 1:45.914 | + 1.230 | 10:41:56.019 |
| 3 - | 1:49.930 | + 5.246 | 10:36:38.185 | 7 - | 1:47.372 | + 2.688 | 10:43:43.391 |
| 4 - | 1:47.093 | + 2.409 | 10:38:25.278 | 8 - | 1:44.684 | | 10:45:28.075 |
| 99 | Geoff FERN | | 16 Formula Vauxhall Junior | | | | |
| 1 - | 1:55.422 | + 15.786 | 10:33:01.433 | 6 - | 1:40.210 | + 0.574 | 10:41:44.777 |
| 2 - | 1:49.781 | + 10.145 | 10:34:51.214 | 7 - | 1:41.373 | + 1.737 | 10:43:26.150 |
| 3 - | 1:47.109 | + 7.473 | 10:36:38.323 | 8 - | 1:40.504 | + 0.868 | 10:45:06.654 |
| 4 - | 1:44.570 | + 4.934 | 10:38:22.893 | 9 - | 1:39.636 | | 10:46:46.290 |
| 5 - | 1:41.674 | + 2.038 | 10:40:04.567 | | | | |

Weather / Track : Cloudy / Dry

Cadwell Park
 Circuit Length = 2.1870 miles
 Start: 10:30 End: 10:48

Monoposto 1800, 1600, 1400 & 1000
RACE 10 - GRID

| | | |
|--|---------------------------------|--------------------------------|
| ROW 12 | 1:50.223 50 Geoffrey COWELL | 1:49.145 70 Joe VENOR |
| ROW 11 | 1:47.573 57 Eddie GUEST | 1:44.684 94 Jock SERGISON |
| ROW 10 | 1:43.857 73 Jonathan BAGGOTT | 1:43.638 15 Len TURNER |
| ROW 9 | 1:43.023 55 Prajesh SHAH | 1:40.163 74 Marcus SHEARD |
| ROW 8 | 1:39.636 99 Geoff FERN | 1:39.142 66 David PARKINSON |
| ROW 7 | 1:37.176 11 Steve CAVE | 1:36.894 52 Michael DALE |
| ROW 6 | 1:35.755 59 Jason TIMMS | 1:35.459 78 James CHAPMAN |
| ROW 5 | 1:34.811 58 Jeremy TIMMS | 1:34.266 10 Dan LEVY |
| ROW 4 | 1:33.722 60 Matt HAYES | 1:33.518 85 Peter BRAGG |
| ROW 3 | 1:31.936 3 Adrian WRIGHT | 1:31.743 8 John RAWLINGS |
| ROW 2 | 1:31.096 56 Ewen SERGISON | 1:30.402 30 Marc FORTUNE |
| ROW 1 | 1:30.045 29 Dax WARD | 1:26.087 27 James O'REILLY |
| Pole | | |
|  | | |

Cadwell Park
 Circuit Length = 2.1870 miles

These results are provisional until the conclusion of any judicial and technical matters.

| | | |
|-------------------|--|--------------|
| Clerk of Course : | | Timekeeper : |
|-------------------|--|--------------|

Northern Sports & Saloon Car Championship

QUALIFYING - RACE 9 - CLASSIFICATION

| POS | NO | CL | NAME | ENTRY | TIME | ON | LAPS | GAP | DIFF | MPH |
|-----|----|----|---------------------|------------------|----------|----|------|--------|--------|-------|
| 1 | 44 | B | Mike CUTT | BMW M3 | 1:40.461 | 7 | 9 | | | 78.36 |
| 2 | 57 | E | Brian MURPHY (2R) | Ginetta G20 | 1:42.782 | 3 | 8 | 2.321 | 2.321 | 76.60 |
| 3 | 96 | C | Richard RAISTON | Renault Clio | 1:43.389 | 6 | 9 | 2.928 | 0.607 | 76.15 |
| 4 | 67 | D | Peter DIXON | Honda Civic | 1:43.625 | 6 | 8 | 3.164 | 0.236 | 75.97 |
| 5 | 15 | C | David COX | Peugeot 205 GTi | 1:43.734 | 3 | 9 | 3.273 | 0.109 | 75.89 |
| 6 | 22 | E | Simon MAYNE | Fisher Fury | 1:43.880 | 7 | 8 | 3.419 | 0.146 | 75.79 |
| 7 | 24 | E | Alan McPHERSON | Formula 27 | 1:44.281 | 8 | 9 | 3.820 | 0.401 | 75.49 |
| 8 | 1 | D | Paul MOSS | Citroen Saxo | 1:45.160 | 6 | 9 | 4.699 | 0.879 | 74.86 |
| 9 | 53 | D | Jason SOUTH | Peugeot 205 Gti | 1:45.285 | 6 | 8 | 4.824 | 0.125 | 74.77 |
| 10 | 51 | E | Martyn LIGHTFOOT | Raw Striker TR | 1:46.342 | 4 | 8 | 5.881 | 1.057 | 74.03 |
| 11 | 16 | D | Mick STARKEY | Ford Fiesta | 1:46.610 | 6 | 8 | 6.149 | 0.268 | 73.84 |
| 12 | 49 | B | Mike WILLIAMSON | Mitsubishi Evo 4 | 1:46.655 | 7 | 8 | 6.194 | 0.045 | 73.81 |
| 13 | 36 | A2 | Clinton EWEN | Austin Mini | 1:47.848 | 6 | 7 | 7.387 | 1.193 | 73.00 |
| 14 | 17 | D | Simon GIBSON | Honda Integra | 1:47.907 | 3 | 8 | 7.446 | 0.059 | 72.96 |
| 15 | 48 | A2 | Ron HARPER | Triumph Spitfire | 1:48.057 | 5 | 8 | 7.596 | 0.150 | 72.86 |
| 16 | 91 | A2 | Stuart CARR | Caterham CSR | 1:48.243 | 5 | 6 | 7.782 | 0.186 | 72.73 |
| 17 | 21 | B | Ken HALL | Metro 6R4 | 1:48.253 | 4 | 8 | 7.792 | 0.010 | 72.72 |
| 18 | 89 | B | Stephen KELL | Siera XR4x4 | 1:49.058 | 3 | 8 | 8.597 | 0.805 | 72.19 |
| 19 | 77 | E | Mark LEYBOURNE | Westfield SEIW | 1:49.306 | 8 | 8 | 8.845 | 0.248 | 72.02 |
| 20 | 18 | H | Brian MORRIS | Datsun 240Z "G" | 1:49.930 | 5 | 7 | 9.469 | 0.624 | 71.61 |
| 21 | 31 | E | John HEWITSON | Westfield SE | 1:50.790 | 3 | 8 | 10.329 | 0.860 | 71.06 |
| 22 | 98 | A1 | Andy WILSON | Ford RS Cosworth | 1:51.015 | 5 | 5 | 10.554 | 0.225 | 70.91 |
| 23 | 46 | B | Ian HUMPIH | VW Beetle Rsi | 1:52.027 | 7 | 8 | 11.566 | 1.012 | 70.27 |
| 24 | 88 | A1 | Jim SEMPLE | MMS RS200 | 1:55.046 | 6 | 8 | 14.585 | 3.019 | 68.43 |
| 25 | 42 | B | David HEWITSON (1R) | Toyota Supra | 1:56.685 | 6 | 7 | 16.224 | 1.639 | 67.47 |
| 26 | 69 | D | Stephen THOMPSON | Ford Fiesta | 1:57.917 | 6 | 7 | 17.456 | 1.232 | 66.76 |
| 27 | 6 | E | James HAMILL | Teamtrain Saturn | 2:02.743 | 5 | 5 | 22.282 | 4.826 | 64.14 |
| 28 | 37 | D | Helen ALLEN | Ford Fiesta XR2 | 2:04.722 | 4 | 7 | 24.261 | 1.979 | 63.12 |
| 29 | 34 | D | Michael STANLEY | Ford Fiesta | 2:04.788 | 5 | 7 | 24.327 | 0.066 | 63.09 |
| 30 | 58 | A1 | Chris WHITELEY | Seat Leon Cupra | 2:15.769 | 1 | 1 | 35.308 | 10.981 | 57.98 |

CARS 58 & 98 - TRANSPONDERS NOT WORKING - FIX OR YOU WILL BE IGNORED IN THE RACE

Weather / Track : Cloudy / Dry

These results are provisional until the conclusion of any judicial and technical matters.

Cadwell Park

Circuit Length = 2.1870 miles

Start: 10:55 End: 11:12

| | |
|-------------------|--------------|
| Clerk of Course : | Timekeeper : |
|-------------------|--------------|

Northern Sports & Saloon Car Championship

QUALIFYING - RACE 9 - LAP ANALYSIS

| | | | | | | |
|-----------|-----------------------|----------|---------------------|-----|-----------------|---------------------|
| 1 | Paul MOSS | | D Citroen Saxo | | | |
| 1 - | 1:56.151 | + 10.991 | 10:57:54.416 | 6 - | 1:45.160 | 11:06:47.024 |
| 2 - | 1:46.532 | + 1.372 | 10:59:40.948 | 7 - | 1:46.339 | + 1.179 |
| 3 - | 1:47.037 | + 1.877 | 11:01:27.985 | 8 - | 1:45.652 | + 0.492 |
| 4 - | 1:48.196 | + 3.036 | 11:03:16.181 | 9 - | 1:58.686 | + 13.526 |
| 5 - | 1:45.683 | + 0.523 | 11:05:01.864 | | | 11:12:17.701 |
| 6 | James HAMILL | | E Teamtrain Saturn | | | |
| 1 - | 2:21.306 | + 18.563 | 11:03:41.501 | 4 - | 2:07.510 | + 4.767 |
| 2 - | 2:04.224 | + 1.481 | 11:05:45.725 | 5 - | 2:02.743 | 11:12:00.926 |
| 3 - | 2:04.948 | + 2.205 | 11:07:50.673 | | | |
| 15 | David COX | | C Peugeot 205 GTi | | | |
| 1 - | 1:54.800 | + 11.066 | 10:57:50.206 | 6 - | 1:44.762 | + 1.028 |
| 2 - | 1:44.576 | + 0.842 | 10:59:34.782 | 7 - | 1:45.743 | + 2.009 |
| 3 - | 1:43.734 | | 11:01:18.516 | 8 - | 1:44.840 | + 1.106 |
| 4 - | 1:44.215 | + 0.481 | 11:03:02.731 | 9 - | 1:55.807 | + 12.073 |
| 5 - | 1:44.807 | + 1.073 | 11:04:47.538 | | | 11:11:58.690 |
| 16 | Mick STARKEY | | D Ford Fiesta | | | |
| 1 - | 1:56.112 | + 9.502 | 10:57:57.602 | 5 - | 1:49.215 | + 2.605 |
| 2 - | 1:48.723 | + 2.113 | 10:59:46.325 | 6 - | 1:46.610 | 11:06:58.389 |
| 3 - | 1:47.676 | + 1.066 | 11:01:34.001 | 7 - | 1:47.083 | + 0.473 |
| 4 - | 1:48.563 | + 1.953 | 11:03:22.564 | 8 - | 1:48.612 | + 2.002 |
| | | | | | | 11:10:34.084 |
| 17 | Simon GIBSON | | D Honda Integra | | | |
| 1 - | 2:04.438 | + 16.531 | 10:58:19.142 | 5 - | 1:50.754 | + 2.847 |
| 2 - | 1:52.592 | + 4.685 | 11:00:11.734 | 6 - | 1:50.156 | + 2.249 |
| 3 - | 1:47.907 | | 11:01:59.641 | 7 - | 1:49.597 | + 1.690 |
| 4 - | 1:48.163 | + 0.256 | 11:03:47.804 | 8 - | 1:50.059 | + 2.152 |
| | | | | | | 11:11:08.370 |
| 18 | Brian MORRIS | | H Datsun 240Z "G" | | | |
| 1 - | 2:09.394 | + 19.464 | 10:59:02.130 | 5 - | 1:49.930 | 11:06:28.747 |
| 2 - | 1:52.116 | + 2.186 | 11:00:54.246 | 6 - | 1:52.818 | + 2.888 |
| 3 - | 1:51.549 | + 1.619 | 11:02:45.795 | 7 - | 1:51.345 | + 1.415 |
| 4 - | 1:53.022 | + 3.092 | 11:04:38.817 | | | 11:10:12.910 |
| 21 | Ken HALL | | B Metro 6R4 | | | |
| 1 - | 2:06.005 | + 17.752 | 10:58:32.993 | 5 - | 1:48.690 | + 0.437 |
| 2 - | 1:52.890 | + 4.637 | 11:00:25.883 | 6 - | 1:50.800 | + 2.547 |
| 3 - | 1:50.008 | + 1.755 | 11:02:15.891 | 7 - | 1:52.510 | + 4.257 |
| 4 - | 1:48.253 | | 11:04:04.144 | 8 - | 1:56.160 | + 7.907 |
| | | | | | | 11:11:32.304 |
| 22 | Simon MAYNE | | E Fisher Fury | | | |
| 1 - | 2:06.558 | + 22.678 | 10:58:23.953 | 5 - | 1:46.616 | + 2.736 |
| 2 - | 1:53.554 | + 9.674 | 11:00:17.507 | 6 - | 1:44.505 | + 0.625 |
| 3 - | 1:45.165 | + 1.285 | 11:02:02.672 | 7 - | 1:43.880 | 11:09:02.664 |
| 4 - | 1:44.991 | + 1.111 | 11:03:47.663 | 8 - | 1:46.348 | + 2.468 |
| | | | | | | 11:10:49.012 |
| 24 | Alan McPHERSON | | E Formula 27 | | | |
| 1 - | 1:52.465 | + 8.184 | 10:58:02.885 | 6 - | 1:44.883 | + 0.602 |
| 2 - | 1:47.090 | + 2.809 | 10:59:49.975 | 7 - | 1:44.477 | + 0.196 |
| 3 - | 1:47.100 | + 2.819 | 11:01:37.075 | 8 - | 1:44.281 | 11:10:24.046 |
| 4 - | 1:46.664 | + 2.383 | 11:03:23.739 | 9 - | 1:54.207 | + 9.926 |
| 5 - | 1:46.666 | + 2.385 | 11:05:10.405 | | | 11:12:18.253 |
| 31 | John HEWITSON | | E Westfield SE | | | |
| 1 - | 2:07.428 | + 16.638 | 10:58:56.503 | 5 - | 1:55.685 | + 4.895 |
| 2 - | 1:53.316 | + 2.526 | 11:00:49.819 | 6 - | 1:54.285 | + 3.495 |
| 3 - | 1:50.790 | | 11:02:40.609 | 7 - | 1:52.640 | + 1.850 |
| 4 - | 1:51.159 | + 0.369 | 11:04:31.768 | 8 - | 2:07.723 | + 16.933 |
| | | | | | | 11:12:22.101 |

CARS 58 & 98 - TRANSPONDERS NOT WORKING - FIX OR YOU WILL BE IGNORED IN THE RACE

Weather / Track : Cloudy / Dry

Cadwell Park
Circuit Length = 2.1870 miles
Start: 10:55 End: 11:12

Northern Sports & Saloon Car Championship

QUALIFYING - RACE 9 - LAP ANALYSIS

| | | | | | | |
|-----------|----------------------------|----------|---------------------|-----|-----------------|--------------------------|
| 34 | Michael STANLEY | | D Ford Fiesta | | | |
| 1 - | 2:15.848 | + 11.060 | 10:59:02.318 | 5 - | 2:04.788 | 11:07:33.385 |
| 2 - | 2:10.776 | + 5.988 | 11:01:13.094 | 6 - | 2:32.482 | + 27.694 11:10:05.867 |
| 3 - | 2:07.958 | + 3.170 | 11:03:21.052 | 7 - | 2:25.203 | + 20.415 11:12:31.070 |
| 4 - | 2:07.545 | + 2.757 | 11:05:28.597 | | | |
| 36 | Clinton EWEN | | A2 Austin Mini | | | |
| 1 - | 2:14.822 | + 26.974 | 10:59:17.396 | 5 - | 1:48.650 | + 0.802 11:06:53.540 |
| 2 - | 2:03.748 | + 15.900 | 11:01:21.144 | 6 - | 1:47.848 | 11:08:41.388 |
| 3 - | 1:54.180 | + 6.332 | 11:03:15.324 | 7 - | 1:50.980 | + 3.132 11:10:32.368 |
| 4 - | 1:49.566 | + 1.718 | 11:05:04.890 | | | |
| 37 | Helen ALLEN | | D Ford Fiesta XR2 | | | |
| 1 - | 2:19.119 | + 14.397 | 10:59:15.903 | 5 - | 2:06.653 | + 1.931 11:07:54.543 |
| 2 - | 2:14.128 | + 9.406 | 11:01:30.031 | 6 - | 2:06.240 | + 1.518 11:10:00.783 |
| 3 - | 2:13.137 | + 8.415 | 11:03:43.168 | 7 - | 2:14.084 | + 9.362 11:12:14.867 |
| 4 - | 2:04.722 | | 11:05:47.890 | | | |
| 42 | David HEWITSON (1R) | | B Toyota Supra | | | |
| 1 - | 2:03.734 | + 7.049 | 10:58:41.865 | 5 - | 1:59.407 | + 2.722 11:06:43.156 |
| 2 - | 2:04.543 | + 7.858 | 11:00:46.408 | 6 - | 1:56.685 | 11:08:39.841 |
| 3 - | 1:59.293 | + 2.608 | 11:02:45.701 | 7 - | 2:00.818 | + 4.133 11:10:40.659 |
| 4 - | 1:58.048 | + 1.363 | 11:04:43.749 | | | |
| 44 | Mike CUTT | | B BMW M3 | | | |
| 1 - | 1:49.537 | + 9.076 | 10:57:45.690 | 6 - | 1:46.424 | + 5.963 11:06:20.490 |
| 2 - | 1:41.367 | + 0.906 | 10:59:27.057 | 7 - | 1:40.461 | 11:08:00.951 |
| 3 - | 1:42.065 | + 1.604 | 11:01:09.122 | 8 - | 1:43.592 | + 3.131 11:09:44.543 |
| 4 - | 1:42.232 | + 1.771 | 11:02:51.354 | 9 - | 1:45.760 | + 5.299 11:11:30.303 |
| 5 - | 1:42.712 | + 2.251 | 11:04:34.066 | | | |
| 46 | Ian HUMPISSH | | B VW Beetle Rsi | | | |
| 1 - | 2:02.041 | + 10.014 | 10:58:42.481 | 5 - | 1:54.936 | + 2.909 11:06:25.394 |
| 2 - | 1:59.293 | + 7.266 | 11:00:41.774 | 6 - | 1:52.715 | + 0.688 11:08:18.109 |
| 3 - | 1:55.463 | + 3.436 | 11:02:37.237 | 7 - | 1:52.027 | 11:10:10.136 |
| 4 - | 1:53.221 | + 1.194 | 11:04:30.458 | 8 - | 1:54.572 | + 2.545 11:12:04.708 |
| 48 | Ron HARPER | | A2 Triumph Spitfire | | | |
| 1 - | 2:04.466 | + 16.409 | 10:58:26.997 | 5 - | 1:48.057 | 11:05:50.507 |
| 2 - | 1:54.020 | + 5.963 | 11:00:21.017 | 6 - | 1:49.180 | + 1.123 11:07:39.687 |
| 3 - | 1:51.126 | + 3.069 | 11:02:12.143 | 7 - | 1:49.847 | + 1.790 11:09:29.534 |
| 4 - | 1:50.307 | + 2.250 | 11:04:02.450 | 8 - | 1:52.921 | + 4.864 11:11:22.455 |
| 49 | Mike WILLIAMSON | | B Mitsubishi Evo 4 | | | |
| 1 - | 2:08.224 | + 21.569 | 10:59:02.641 | 5 - | 1:50.207 | + 3.552 11:06:27.069 |
| 2 - | 1:54.253 | + 7.598 | 11:00:56.894 | 6 - | 1:48.560 | + 1.905 11:08:15.629 |
| 3 - | 1:49.626 | + 2.971 | 11:02:46.520 | 7 - | 1:46.655 | 11:10:02.284 |
| 4 - | 1:50.342 | + 3.687 | 11:04:36.862 | 8 - | 1:47.787 | + 1.132 11:11:50.071 |
| 51 | Martyn LIGHTFOOT | | E Raw Striker TR | | | |
| 1 - | 2:07.282 | + 20.940 | 10:58:18.296 | 5 - | 1:53.920 | + 7.578 11:05:42.873 |
| 2 - | 1:54.503 | + 8.161 | 11:00:12.799 | 6 - | 1:50.423 | + 4.081 11:07:33.296 |
| 3 - | 1:49.812 | + 3.470 | 11:02:02.611 | 7 - | 1:47.437 | + 1.095 11:09:20.733 |
| 4 - | 1:46.342 | | 11:03:48.953 | 8 - | 1:48.161 | + 1.819 11:11:08.894 |
| 53 | Jason SOUTH | | D Peugeot 205 Gti | | | |
| 1 - | 1:59.248 | + 13.963 | 10:58:44.423 | 5 - | 1:45.856 | + 0.571 11:06:09.275 |
| 2 - | 1:58.346 | + 13.061 | 11:00:42.769 | 6 - | 1:45.285 | 11:07:54.560 |
| 3 - | 1:51.801 | + 6.516 | 11:02:34.570 | 7 - | 1:57.451 | + 12.166 11:09:52.011 |
| 4 - | 1:48.849 | + 3.564 | 11:04:23.419 | 8 - | 1:59.057 | + 13.772 11:11:51.068 |

CARS 58 & 98 - TRANSPONDERS NOT WORKING - FIX OR YOU WILL BE IGNORED IN THE RACE

Weather / Track : Cloudy / Dry

Cadwell Park
Circuit Length = 2.1870 miles
Start: 10:55 End: 11:12

Northern Sports & Saloon Car Championship

QUALIFYING - RACE 9 - LAP ANALYSIS

| | | | | | | | |
|-----------|--------------------------|----------|---------------------|-----|------------------|----------|---------------------|
| 57 | Brian MURPHY (2R) | | E | | Ginetta G20 | | |
| 1 - | 1:55.435 | + 12.653 | 10:58:18.220 | 5 - | 1:43.335 | + 0.553 | 11:05:11.961 |
| 2 - | 1:43.603 | + 0.821 | 11:00:01.823 | 6 - | 1:44.415 | + 1.633 | 11:06:56.376 |
| 3 - | 1:42.782 | | 11:01:44.605 | 7 - | 1:57.499 | + 14.717 | 11:08:53.875 |
| 4 - | 1:44.021 | + 1.239 | 11:03:28.626 | 8 - | 1:51.601 | + 8.819 | 11:10:45.476 |
| 58 | Chris WHITELEY | | A1 | | Seat Leon Cupra | | |
| 1 - | 2:15.769 | | 10:59:15.394 | | | | |
| 67 | Peter DIXON | | D | | Honda Civic | | |
| 1 - | 2:00.018 | + 16.393 | 10:58:17.978 | 5 - | 1:45.940 | + 2.315 | 11:05:19.367 |
| 2 - | 1:45.273 | + 1.648 | 11:00:03.251 | 6 - | 1:43.625 | | 11:07:02.992 |
| 3 - | 1:43.711 | + 0.086 | 11:01:46.962 | 7 - | 1:43.789 | + 0.164 | 11:08:46.781 |
| 4 - | 1:46.465 | + 2.840 | 11:03:33.427 | 8 - | 2:07.089 | + 23.464 | 11:10:53.870 |
| 69 | Stephen THOMPSON | | D | | Ford Fiesta | | |
| 1 - | 2:15.595 | + 17.678 | 10:59:17.522 | 5 - | 1:59.286 | + 1.369 | 11:07:28.644 |
| 2 - | 2:08.080 | + 10.163 | 11:01:25.602 | 6 - | 1:57.917 | | 11:09:26.561 |
| 3 - | 2:02.056 | + 4.139 | 11:03:27.658 | 7 - | 2:00.081 | + 2.164 | 11:11:26.642 |
| 4 - | 2:01.700 | + 3.783 | 11:05:29.358 | | | | |
| 77 | Mark LEYBOURNE | | E | | Westfield SEIW | | |
| 1 - | 2:04.323 | + 15.017 | 10:58:35.972 | 5 - | 1:51.470 | + 2.164 | 11:06:00.216 |
| 2 - | 1:51.086 | + 1.780 | 11:00:27.058 | 6 - | 1:51.551 | + 2.245 | 11:07:51.767 |
| 3 - | 1:51.628 | + 2.322 | 11:02:18.686 | 7 - | 1:52.340 | + 3.034 | 11:09:44.107 |
| 4 - | 1:50.060 | + 0.754 | 11:04:08.746 | 8 - | 1:49.306 | | 11:11:33.413 |
| 88 | Jim SEMPLE | | A1 | | MMS RS200 | | |
| 1 - | 2:04.579 | + 9.533 | 10:58:37.407 | 5 - | 1:58.592 | + 3.546 | 11:06:27.976 |
| 2 - | 1:56.309 | + 1.263 | 11:00:33.716 | 6 - | 1:55.046 | | 11:08:23.022 |
| 3 - | 1:59.410 | + 4.364 | 11:02:33.126 | 7 - | 1:58.584 | + 3.538 | 11:10:21.606 |
| 4 - | 1:56.258 | + 1.212 | 11:04:29.384 | 8 - | 2:00.062 | + 5.016 | 11:12:21.668 |
| 89 | Stephen KELL | | B | | Siera XR4x4 | | |
| 1 - | 2:05.308 | + 16.250 | 10:58:36.418 | 5 - | 1:49.805 | + 0.747 | 11:06:02.243 |
| 2 - | 1:55.154 | + 6.096 | 11:00:31.572 | 6 - | 1:50.151 | + 1.093 | 11:07:52.394 |
| 3 - | 1:49.058 | | 11:02:20.630 | 7 - | 1:58.108 | + 9.050 | 11:09:50.502 |
| 4 - | 1:51.808 | + 2.750 | 11:04:12.438 | 8 - | 2:24.453 | + 35.395 | 11:12:14.955 |
| 91 | Stuart CARR | | A2 | | Caterham CSR | | |
| 1 - | 2:09.864 | + 21.621 | 10:58:22.851 | 4 - | 1:52.547 | + 4.304 | 11:04:05.760 |
| 2 - | 1:57.237 | + 8.994 | 11:00:20.088 | 5 - | 1:48.243 | | 11:05:54.003 |
| 3 - | 1:53.125 | + 4.882 | 11:02:13.213 | 6 - | 1:51.652 | + 3.409 | 11:07:45.655 |
| 96 | Richard RAISTON | | C | | Renault Clio | | |
| 1 - | 1:55.221 | + 11.832 | 10:57:55.404 | 6 - | 1:43.389 | | 11:06:42.604 |
| 2 - | 1:45.975 | + 2.586 | 10:59:41.379 | 7 - | 1:43.441 | + 0.052 | 11:08:26.045 |
| 3 - | 1:44.675 | + 1.286 | 11:01:26.054 | 8 - | 1:44.907 | + 1.518 | 11:10:10.952 |
| 4 - | 1:49.414 | + 6.025 | 11:03:15.468 | 9 - | 1:48.859 | + 5.470 | 11:11:59.811 |
| 5 - | 1:43.747 | + 0.358 | 11:04:59.215 | | | | |
| 98 | Andy WILSON | | A1 | | Ford RS Cosworth | | |
| 1 - | 2:05.165 | + 14.150 | 10:58:58.448 | 4 - | 1:57.120 | + 6.105 | 11:04:48.962 |
| 2 - | 1:55.558 | + 4.543 | 11:00:54.006 | 5 - | 1:51.015 | | 11:06:39.977 |
| 3 - | 1:57.836 | + 6.821 | 11:02:51.842 | | | | |


CARS 58 & 98 - TRANSPONDERS NOT WORKING - FIX OR YOU WILL BE IGNORED IN THE RACE

Weather / Track : Cloudy / Dry

Cadwell Park
Circuit Length = 2.1870 miles
Start: 10:55 End: 11:12

Northern Sports & Saloon Car Championship

RACE 9 - GRID - AMENDED

| | | |
|--|--------------------------------|---------------------------------|
| ROW 14 | 2:04.788 34 Michael STANLEY | 2:04.722 37 Helen ALLEN |
| ROW 13 | 2:02.743 6 James HAMILL | 1:57.917 69 Stephen THOMPSON |
| ROW 12 | 1:56.685 42 David HEWITSON | 1:55.046 88 Jim SEMPLE |
| ROW 11 | 1:52.027 46 Ian HUMPISH | 1:51.015 98 Andy WILSON |
| ROW 10 | 1:50.790 31 John HEWITSON | 1:49.930 18 Brian MORRIS |
| ROW 9 | 1:49.306 77 Mark LEYBOURNE | 1:49.058 89 Stephen KELL |
| ROW 8 | 1:48.253 21 Ken HALL | 1:48.243 91 Stuart CARR |
| ROW 7 | 1:48.057 48 Ron HARPER | 1:47.907 17 Simon GIBSON |
| ROW 6 | 1:47.848 36 Clinton EWEN | 1:46.655 49 Mike WILLIAMSON |
| ROW 5 | 1:46.610 16 Mick STARKEY | 1:46.342 51 Martyn LIGHTFOOT |
| ROW 4 | 1:45.285 53 Jason SOUTH | 1:45.160 1 Paul MOSS |
| ROW 3 | 1:44.281 24 Alan McPHERSON | 1:43.880 22 Simon MAYNE |
| ROW 2 | 1:43.734 15 David COX | 1:43.625 67 Peter DIXON |
| ROW 1 | 1:43.389 96 Richard RAISTON | 1:40.461 44 Mike CUTT |
| Pole | | |
|  | | |

Reserve Car 57

Cadwell Park
Circuit Length = 2.1870 miles

These results are provisional until the conclusion of any judicial and technical matters.

| | | |
|-------------------|--|--------------|
| Clerk of Course : | | Timekeeper : |
| | | |

Monoposto 2000 & Classic

QUALIFYING - RACE 14 - CLASSIFICATION

| POS | NO | CL | NAME | ENTRY | TIME | ON | LAPS | GAP | DIFF | MPH |
|-----|----|----|-------------------------|------------------------|-----------------|----|------|---------------|-------|-------|
| 1 | 1 | 2 | Tristan CLIFFE | Dallara F398 | 1:25.913 | 4 | 9 | | | 91.64 |
| 2 | 26 | 2 | Malcolm SCOTT | Dallara F398 | 1:27.242 | 3 | 9 | 1.329 | 1.329 | 90.24 |
| 3 | 30 | 2 | Steve PATANIA | Dallara F301 | 1:28.261 | 10 | 10 | 2.348 | 1.019 | 89.20 |
| 4 | 4 | 2C | Jim BLOCKLEY | Ralt RT3 | 1:28.400 | 3 | 10 | 2.487 | 0.139 | 89.06 |
| 5 | 12 | 2C | Peter VENN | Anson SA4 | 1:29.182 | 9 | 10 | 3.269 | 0.782 | 88.28 |
| 6 | 9 | 2 | Richard PURCELL | Dallara F301 | 1:29.679 | 7 | 10 | 3.766 | 0.497 | 87.79 |
| 7 | 34 | 2 | Graham READ | Dallara F300 | 1:32.257 | 8 | 9 | 6.344 | 2.578 | 85.33 |
| 8 | 33 | 2C | Francis PHILLIPS | Reynard 923 | 1:32.627 | 8 | 9 | 6.714 | 0.370 | 84.99 |
| 9 | 44 | 2C | Kevin OTWAY | Formula Vauxhall Lotus | 1:32.827 | 9 | 9 | 6.914 | 0.200 | 84.81 |
| 10 | 37 | 2C | Mick KINGHORN | Mygale Formula Novis | 1:32.961 | 7 | 9 | 7.048 | 0.134 | 84.69 |
| 11 | 20 | 2C | Jeremy GOODMAN | Ralt RT3 | 1:33.055 | 9 | 9 | 7.142 | 0.094 | 84.60 |
| 12 | 7 | 14 | Geoff FERN | JKS TFR 11 | 1:33.377 | 9 | 9 | 7.464 | 0.322 | 84.31 |
| 13 | 10 | 2 | Antonio IMPIERI | Formula Renault | 1:33.624 | 9 | 10 | 7.711 | 0.247 | 84.09 |
| 14 | 36 | 2C | Jared WOOD | Vauxhall Lotus Mk2 | 1:33.984 | 9 | 9 | 8.071 | 0.360 | 83.77 |
| 15 | 32 | 2C | Terry CLARK | Formula Vauxhall Lotus | 1:34.073 | 8 | 9 | 8.160 | 0.089 | 83.69 |
| 16 | 15 | 2C | Richard SNUGGS | Dallara F387 | 1:34.085 | 4 | 5 | 8.172 | 0.012 | 83.68 |
| 17 | 54 | 2C | Jim TIMMS | Van Diemen | 1:34.098 | 7 | 9 | 8.185 | 0.013 | 83.66 |
| 18 | 82 | 2C | Steven GRIFFIN | Van Diemen FXF4 | 1:36.603 | 8 | 9 | 10.690 | 2.505 | 81.49 |

Weather / Track : Cloudy / Dry

These results are provisional until the conclusion of any judicial and technical matters.

Cadwell Park

Circuit Length = 2.1870 miles

Start: 11:20 End: 11:37

Clerk of Course :

Timekeeper :

Monoposto 2000 & Classic

QUALIFYING - RACE 14 - LAP ANALYSIS

| | | | | | | | |
|-----------|------------------------|----------|---------------------|--------------------------|-----------------|----------|---------------------|
| 1 | Tristan CLIFFE | | | 2 Dallara F398 | | | |
| 1 - | 1:46.455 | + 20.542 | 11:22:56.918 | 6 - | 1:36.289 | + 10.376 | 11:30:52.082 |
| 2 - | 1:36.864 | + 10.951 | 11:24:33.782 | 7 - | 1:33.552 | + 7.639 | 11:32:25.634 |
| 3 - | 1:29.264 | + 3.351 | 11:26:03.046 | 8 - | 1:27.074 | + 1.161 | 11:33:52.708 |
| 4 - | 1:25.913 | | 11:27:28.959 | 9 - | 1:30.758 | + 4.845 | 11:35:23.466 |
| 5 - | 1:46.834 | + 20.921 | 11:29:15.793 | | | | |
| 4 | Jim BLOCKLEY | | | 2C Ralt RT3 | | | |
| 1 - | 1:35.112 | + 6.712 | 11:22:27.382 | 6 - | 1:28.429 | + 0.029 | 11:29:53.651 |
| 2 - | 1:30.528 | + 2.128 | 11:23:57.910 | 7 - | 1:28.717 | + 0.317 | 11:31:22.368 |
| 3 - | 1:28.400 | | 11:25:26.310 | 8 - | 1:31.856 | + 3.456 | 11:32:54.224 |
| 4 - | 1:29.332 | + 0.932 | 11:26:55.642 | 9 - | 1:29.678 | + 1.278 | 11:34:23.902 |
| 5 - | 1:29.580 | + 1.180 | 11:28:25.222 | 10 - | 2:00.519 | + 32.119 | 11:36:24.421 |
| 7 | Geoff FERN | | | 14 JKS TFR 11 | | | |
| 1 - | 1:47.926 | + 14.549 | 11:22:54.031 | 6 - | 1:33.747 | + 0.370 | 11:30:56.887 |
| 2 - | 1:38.974 | + 5.597 | 11:24:33.005 | 7 - | 1:34.023 | + 0.646 | 11:32:30.910 |
| 3 - | 1:38.630 | + 5.253 | 11:26:11.635 | 8 - | 1:33.444 | + 0.067 | 11:34:04.354 |
| 4 - | 1:35.465 | + 2.088 | 11:27:47.100 | 9 - | 1:33.377 | | 11:35:37.731 |
| 5 - | 1:36.040 | + 2.663 | 11:29:23.140 | | | | |
| 9 | Richard PURCELL | | | 2 Dallara F301 | | | |
| 1 - | 1:48.265 | + 18.586 | 11:23:03.446 | 6 - | 1:31.379 | + 1.700 | 11:30:55.405 |
| 2 - | 1:38.685 | + 9.006 | 11:24:42.131 | 7 - | 1:29.679 | | 11:32:25.084 |
| 3 - | 1:35.837 | + 6.158 | 11:26:17.968 | 8 - | 1:31.465 | + 1.786 | 11:33:56.549 |
| 4 - | 1:33.668 | + 3.989 | 11:27:51.636 | 9 - | 1:30.055 | + 0.376 | 11:35:26.604 |
| 5 - | 1:32.390 | + 2.711 | 11:29:24.026 | 10 - | 1:31.817 | + 2.138 | 11:36:58.421 |
| 10 | Antonio IMPIERI | | | 2 Formula Renault | | | |
| 1 - | 1:44.550 | + 10.926 | 11:22:36.656 | 6 - | 1:35.874 | + 2.250 | 11:30:39.272 |
| 2 - | 1:38.733 | + 5.109 | 11:24:15.389 | 7 - | 1:35.488 | + 1.864 | 11:32:14.760 |
| 3 - | 1:37.116 | + 3.492 | 11:25:52.505 | 8 - | 1:34.798 | + 1.174 | 11:33:49.558 |
| 4 - | 1:35.646 | + 2.022 | 11:27:28.151 | 9 - | 1:33.624 | | 11:35:23.182 |
| 5 - | 1:35.247 | + 1.623 | 11:29:03.398 | 10 - | 1:34.122 | + 0.498 | 11:36:57.304 |
| 12 | Peter VENN | | | 2C Anson SA4 | | | |
| 1 - | 1:41.893 | + 12.711 | 11:22:38.018 | 6 - | 1:30.954 | + 1.772 | 11:30:16.727 |
| 2 - | 1:33.410 | + 4.228 | 11:24:11.428 | 7 - | 1:32.769 | + 3.587 | 11:31:49.496 |
| 3 - | 1:31.796 | + 2.614 | 11:25:43.224 | 8 - | 1:30.846 | + 1.664 | 11:33:20.342 |
| 4 - | 1:31.374 | + 2.192 | 11:27:14.598 | 9 - | 1:29.182 | | 11:34:49.524 |
| 5 - | 1:31.175 | + 1.993 | 11:28:45.773 | 10 - | 1:30.474 | + 1.292 | 11:36:19.998 |
| 15 | Richard SNUGGS | | | 2C Dallara F387 | | | |
| 1 - | 1:48.633 | + 14.548 | 11:23:14.901 | 4 - | 1:34.085 | | 11:28:03.669 |
| 2 - | 1:39.322 | + 5.237 | 11:24:54.223 | 5 - | 1:35.304 | + 1.219 | 11:29:38.973 |
| 3 - | 1:35.361 | + 1.276 | 11:26:29.584 | | | | |
| 20 | Jeremy GOODMAN | | | 2C Ralt RT3 | | | |
| 1 - | 1:47.468 | + 14.413 | 11:23:07.367 | 6 - | 1:39.546 | + 6.491 | 11:31:08.924 |
| 2 - | 1:35.960 | + 2.905 | 11:24:43.327 | 7 - | 1:33.270 | + 0.215 | 11:32:42.194 |
| 3 - | 1:35.324 | + 2.269 | 11:26:18.651 | 8 - | 1:34.025 | + 0.970 | 11:34:16.219 |
| 4 - | 1:36.031 | + 2.976 | 11:27:54.682 | 9 - | 1:33.055 | | 11:35:49.274 |
| 5 - | 1:34.696 | + 1.641 | 11:29:29.378 | | | | |
| 26 | Malcolm SCOTT | | | 2 Dallara F398 | | | |
| 1 - | 1:44.083 | + 16.841 | 11:23:35.756 | 6 - | 1:28.246 | + 1.004 | 11:31:32.908 |
| 2 - | 1:31.210 | + 3.968 | 11:25:06.966 | 7 - | 1:29.086 | + 1.844 | 11:33:01.994 |
| 3 - | 1:27.242 | | 11:26:34.208 | 8 - | 1:28.482 | + 1.240 | 11:34:30.476 |
| 4 - | 2:01.450 | + 34.208 | 11:28:35.658 | 9 - | 1:30.201 | + 2.959 | 11:36:00.677 |
| 5 - | 1:29.004 | + 1.762 | 11:30:04.662 | | | | |

Weather / Track : Cloudy / Dry

Cadwell Park
Circuit Length = 2.1870 miles
Start: 11:20 End: 11:37

Monoposto 2000 & Classic

QUALIFYING - RACE 14 - LAP ANALYSIS

| | | | | | | | |
|-----------|-------------------------|----------|---------------------------|------|-----------------|---------|---------------------|
| 30 | Steve PATANIA | | 2 Dallara F301 | | | | |
| 1 - | 1:43.843 | + 15.582 | 11:22:47.804 | 6 - | 1:30.398 | + 2.137 | 11:30:30.010 |
| 2 - | 1:36.482 | + 8.221 | 11:24:24.286 | 7 - | 1:30.752 | + 2.491 | 11:32:00.762 |
| 3 - | 1:32.232 | + 3.971 | 11:25:56.518 | 8 - | 1:29.114 | + 0.853 | 11:33:29.876 |
| 4 - | 1:31.734 | + 3.473 | 11:27:28.252 | 9 - | 1:28.658 | + 0.397 | 11:34:58.534 |
| 5 - | 1:31.360 | + 3.099 | 11:28:59.612 | 10 - | 1:28.261 | | 11:36:26.795 |
| 32 | Terry CLARK | | 2C Formula Vauxhall Lotus | | | | |
| 1 - | 1:51.764 | + 17.691 | 11:23:09.140 | 6 - | 1:37.656 | + 3.583 | 11:31:11.888 |
| 2 - | 1:37.042 | + 2.969 | 11:24:46.182 | 7 - | 1:37.149 | + 3.076 | 11:32:49.037 |
| 3 - | 1:36.545 | + 2.472 | 11:26:22.727 | 8 - | 1:34.073 | | 11:34:23.110 |
| 4 - | 1:35.363 | + 1.290 | 11:27:58.090 | 9 - | 1:40.214 | + 6.141 | 11:36:03.324 |
| 5 - | 1:36.142 | + 2.069 | 11:29:34.232 | | | | |
| 33 | Francis PHILLIPS | | 2C Reynard 923 | | | | |
| 1 - | 1:51.197 | + 18.570 | 11:23:13.498 | 6 - | 1:35.621 | + 2.994 | 11:31:10.324 |
| 2 - | 1:37.787 | + 5.160 | 11:24:51.285 | 7 - | 1:33.815 | + 1.188 | 11:32:44.139 |
| 3 - | 1:34.638 | + 2.011 | 11:26:25.923 | 8 - | 1:32.627 | | 11:34:16.766 |
| 4 - | 1:34.327 | + 1.700 | 11:28:00.250 | 9 - | 1:32.761 | + 0.134 | 11:35:49.527 |
| 5 - | 1:34.453 | + 1.826 | 11:29:34.703 | | | | |
| 34 | Graham READ | | 2 Dallara F300 | | | | |
| 1 - | 1:54.294 | + 22.037 | 11:22:56.337 | 6 - | 1:36.481 | + 4.224 | 11:31:05.374 |
| 2 - | 1:42.348 | + 10.091 | 11:24:38.685 | 7 - | 1:34.543 | + 2.286 | 11:32:39.917 |
| 3 - | 1:38.959 | + 6.702 | 11:26:17.644 | 8 - | 1:32.257 | | 11:34:12.174 |
| 4 - | 1:36.385 | + 4.128 | 11:27:54.029 | 9 - | 1:33.310 | + 1.053 | 11:35:45.484 |
| 5 - | 1:34.864 | + 2.607 | 11:29:28.893 | | | | |
| 36 | Jared WOOD | | 2C Vauxhall Lotus Mk2 | | | | |
| 1 - | 1:50.884 | + 16.900 | 11:22:50.118 | 6 - | 1:43.308 | + 9.324 | 11:31:10.005 |
| 2 - | 1:42.367 | + 8.383 | 11:24:32.485 | 7 - | 1:37.452 | + 3.468 | 11:32:47.457 |
| 3 - | 1:38.422 | + 4.438 | 11:26:10.907 | 8 - | 1:34.395 | + 0.411 | 11:34:21.852 |
| 4 - | 1:35.832 | + 1.848 | 11:27:46.739 | 9 - | 1:33.984 | | 11:35:55.836 |
| 5 - | 1:39.958 | + 5.974 | 11:29:26.697 | | | | |
| 37 | Mick KINGHORN | | 2C Mygale Formula Novis | | | | |
| 1 - | 1:51.069 | + 18.108 | 11:23:12.476 | 6 - | 1:33.241 | + 0.280 | 11:31:20.704 |
| 2 - | 1:41.154 | + 8.193 | 11:24:53.630 | 7 - | 1:32.961 | | 11:32:53.665 |
| 3 - | 1:35.259 | + 2.298 | 11:26:28.889 | 8 - | 1:33.491 | + 0.530 | 11:34:27.156 |
| 4 - | 1:34.144 | + 1.183 | 11:28:03.033 | 9 - | 1:37.206 | + 4.245 | 11:36:04.362 |
| 5 - | 1:44.430 | + 11.469 | 11:29:47.463 | | | | |
| 44 | Kevin OTWAY | | 2C Formula Vauxhall Lotus | | | | |
| 1 - | 1:47.951 | + 15.124 | 11:22:56.445 | 6 - | 1:33.731 | + 0.904 | 11:30:57.759 |
| 2 - | 1:36.938 | + 4.111 | 11:24:33.383 | 7 - | 1:34.457 | + 1.630 | 11:32:32.216 |
| 3 - | 1:38.800 | + 5.973 | 11:26:12.183 | 8 - | 1:33.879 | + 1.052 | 11:34:06.095 |
| 4 - | 1:35.405 | + 2.578 | 11:27:47.588 | 9 - | 1:32.827 | | 11:35:38.922 |
| 5 - | 1:36.440 | + 3.613 | 11:29:24.028 | | | | |
| 54 | Jim TIMMS | | 2C Van Diemen | | | | |
| 1 - | 1:49.998 | + 15.900 | 11:23:12.981 | 6 - | 1:36.714 | + 2.616 | 11:31:17.258 |
| 2 - | 1:38.113 | + 4.015 | 11:24:51.094 | 7 - | 1:34.098 | | 11:32:51.356 |
| 3 - | 1:36.203 | + 2.105 | 11:26:27.297 | 8 - | 1:37.703 | + 3.605 | 11:34:29.059 |
| 4 - | 1:35.427 | + 1.329 | 11:28:02.724 | 9 - | 1:36.612 | + 2.514 | 11:36:05.671 |
| 5 - | 1:37.820 | + 3.722 | 11:29:40.544 | | | | |
| 82 | Steven GRIFFIN | | 2C Van Diemen FFX4 | | | | |
| 1 - | 1:54.577 | + 17.974 | 11:22:58.386 | 6 - | 1:38.189 | + 1.586 | 11:31:19.731 |
| 2 - | 1:44.967 | + 8.364 | 11:24:43.353 | 7 - | 1:37.164 | + 0.561 | 11:32:56.895 |
| 3 - | 1:39.342 | + 2.739 | 11:26:22.695 | 8 - | 1:36.603 | | 11:34:33.498 |
| 4 - | 1:39.542 | + 2.939 | 11:28:02.237 | 9 - | 1:36.812 | + 0.209 | 11:36:10.310 |

Weather / Track : Cloudy / Dry

Cadwell Park
Circuit Length = 2.1870 miles
Start: 11:20 End: 11:37


Monoposto 2000 & Classic
QUALIFYING - RACE 14 - LAP ANALYSIS

| | | | | | | |
|-----|----------|---------|--------------|--|--|--|
| 5 - | 1:39.305 | + 2.702 | 11:29:41.542 | | | |
|-----|----------|---------|--------------|--|--|--|

Weather / Track : Cloudy / Dry

Cadwell Park
Circuit Length = 2.1870 miles
Start: 11:20 End: 11:37

Monoposto 2000 & Classic
RACE 14 - GRID

| | | |
|--|---------------------------------|--------------------------------|
| ROW 9 | 1:36.603 82 Steven GRIFFIN | 1:34.098 54 Jim TIMMS |
| ROW 8 | 1:34.085 15 Richard SNUGGS | 1:34.073 32 Terry CLARK |
| ROW 7 | 1:33.984 36 Jared WOOD | 1:33.624 10 Antonio IMPIERI |
| ROW 6 | 1:33.377 7 Geoff FERN | 1:33.055 20 Jeremy GOODMAN |
| ROW 5 | 1:32.961 37 Mick KINGHORN | 1:32.827 44 Kevin OTWAY |
| ROW 4 | 1:32.627 33 Francis PHILLIPS | 1:32.257 34 Graham READ |
| ROW 3 | 1:29.679 9 Richard PURCELL | 1:29.182 12 Peter VENN |
| ROW 2 | 1:28.400 4 Jim BLOCKLEY | 1:28.261 30 Steve PATANIA |
| ROW 1 | 1:27.242 26 Malcolm SCOTT | 1:25.913 1 Tristan CLIFFE |
| Pole | | |
|  | | |

Cadwell Park
 Circuit Length = 2.1870 miles

These results are provisional until the conclusion of any judicial and technical matters.

| | | |
|-------------------|--|--------------|
| Clerk of Course : | | Timekeeper : |
|-------------------|--|--------------|

Production BMW Championship - Groups B & C

RACE 7 - CLASSIFICATION

| POS | NO | CL | NAME | ENTRY | LAPS | TIME | GAP | DIFF | MPH | BEST | ON |
|----------------|-----|----|-----------------------|--------------|------|-----------|----------|-----------|-------|------------|----|
| 1 | 135 | B | Mike TOVEY | BMW E30 320i | 9 | 16:21.902 | | | 72.16 | 1:47.649 | 7 |
| 2 | 22 | C | Liam CRILLY | BMW E30 320i | 9 | 16:22.796 | 0.894 | 0.894 | 72.09 | 1:47.376 | 7 |
| 3 | 27 | B | Dean SPURR | BMW 320 | 9 | 16:37.197 | 15.295 | 14.401 | 71.05 | 1:48.832 | 8 |
| 4 | 177 | B | Stuart WAITE | BMW 320i | 9 | 16:37.517 | 15.615 | 0.320 | 71.03 | 1:48.438 | 9 |
| 5 | 82 | B | James MACINTYRE | BMW E30 320i | 9 | 16:40.016 | 18.114 | 2.499 | 70.85 | 1:48.505 | 9 |
| 6 | 25 | C | Simon BASSFORD | BMW 320i | 9 | 16:42.365 | 20.463 | 2.349 | 70.69 | 1:49.154 | 7 |
| 7 | 18 | C | Ian RUSSELL | BMW E30 | 9 | 16:56.221 | 34.319 | 13.856 | 69.72 | 1:49.981 | 9 |
| 8 | 76 | B | Harry GOODMAN | BMW 320i | 9 | 16:59.213 | 37.311 | 2.992 | 69.52 | 1:50.757 | 8 |
| 9 | 78 | B | kevin WELSH | BMW 320i | 9 | 17:01.682 | 39.780 | 2.469 | 69.35 | 1:50.075 | 8 |
| 10 | 98 | C | Jerry BROWN | BMW E30 318i | 9 | 17:15.344 | 53.442 | 13.662 | 68.43 | 1:52.287 | 2 |
| 11 | 43 | C | Miles HOWARD | BMW 320i | 9 | 17:15.562 | 53.660 | 0.218 | 68.42 | 1:51.459 | 3 |
| 12 | 101 | B | Mark LEABON | BMW 320i | 9 | 17:16.629 | 54.727 | 1.067 | 68.35 | 1:52.189 | 4 |
| 13 | 99 | B | Tim DIXON | BMW 318 | 9 | 17:20.298 | 58.396 | 3.669 | 68.11 | 1:53.258 | 7 |
| 14 | 8 | B | Andrew MACGREGOR | BMW 320i E30 | 9 | 17:20.683 | 58.781 | 0.385 | 68.08 | 1:50.944 | 4 |
| 15 | 102 | B | Jason PODMORE | BMW E30 | 9 | 17:21.213 | 59.311 | 0.530 | 68.05 | 1:52.949 | 8 |
| 16 | 119 | B | Ian FRANCIS | BMW 318i | 9 | 17:31.791 | 1:09.889 | 10.578 | 67.36 | 1:52.944 | 7 |
| 17 | 157 | C | Nick WOODWARD HARRIS | BMW 318i | 9 | 17:35.140 | 1:13.238 | 3.349 | 67.15 | 1:52.610 | 5 |
| 18 | 46 | C | Aaron MORGAN | BMW 320 | 9 | 17:38.548 | 1:16.646 | 3.408 | 66.93 | 1:52.906 | 8 |
| 19 | 97 | C | Simon GLENN | BMW E30 320i | 9 | 18:00.850 | 1:38.948 | 22.302 | 65.55 | 1:49.692 | 8 |
| 20 | 190 | C | Christopher LADBROOKE | BMW E30 320i | 9 | 18:00.869 | 1:38.967 | 0.019 | 65.55 | 1:56.176 | 3 |
| 21 | 144 | C | Stephen MURPHY | BMW 318i | 8 | 16:26.047 | 1 lap | 1 lap | 63.87 | 1:53.107 | 3 |
| NOT CLASSIFIED | | | | | | | | | | | |
| DNF | 57 | C | Graham COLLISON | BMW 320i | 7 | 13:11.526 | 2 laps | 1 lap | 69.62 | 1:51.173 | 6 |
| FASTEST LAP | | | | | | | | | | | |
| | 22 | C | Liam CRILLY | BMW E30 320i | 7 | 1:47.376 | | 73.32 mph | | 118.00 kph | |
| | 135 | B | Mike TOVEY | BMW E30 320i | 7 | 1:47.649 | | 73.13 mph | | 117.70 kph | |

Weather / Track : Bright / Dry

These results are provisional until the conclusion of any judicial and technical matters.

Cadwell Park

Circuit Length = 2.1870 miles

Start: 11:48 End: 12:06

| | | | |
|-------------------|--|--------------|--|
| Clerk of Course : | | Timekeeper : | |
|-------------------|--|--------------|--|

Production BMW Championship - Groups B & C
RACE 7 - LAP CHART

| Lap 1 | | | Lap 2 | | | Lap 3 | | | Lap 4 | | | Lap 5 | | |
|-------|--------|----------|-------|--------|----------|-------|--------|----------|-------|----------|----------|-------|----------|----------|
| No | Behind | Laptime | No | Behind | Laptime | No | Behind | Laptime | No | Behind | Laptime | No | Behind | Laptime |
| 135 | | 1:58.105 | 135 | | 1:47.878 | 135 | | 1:47.831 | 135 | | 1:48.564 | 135 | | 1:48.270 |
| 22 | 1.177 | 1:59.282 | 22 | 1.529 | 1:48.230 | 22 | 1.396 | 1:47.698 | 22 | 0.977 | 1:48.145 | 22 | 1.208 | 1:48.501 |
| 27 | 2.584 | 2:00.689 | 27 | 3.640 | 1:48.934 | 27 | 5.040 | 1:49.231 | 27 | 6.217 | 1:49.741 | 27 | 9.617 | 1:51.670 |
| 177 | 2.955 | 2:01.060 | 177 | 4.828 | 1:49.751 | 177 | 5.451 | 1:48.454 | 177 | 6.520 | 1:49.633 | 177 | 10.963 | 1:52.713 |
| 57 | 3.558 | 2:01.663 | 25 | 8.396 | 1:51.664 | 25 | 10.050 | 1:49.485 | 25 | 11.620 | 1:50.134 | 25 | 13.188 | 1:49.838 |
| 25 | 4.610 | 2:02.715 | 57 | 8.640 | 1:52.960 | 57 | 12.024 | 1:51.215 | 82 | 13.051 | 1:49.161 | 82 | 13.642 | 1:48.861 |
| 78 | 6.550 | 2:04.655 | 82 | 11.251 | 1:50.891 | 82 | 12.454 | 1:49.034 | 57 | 14.808 | 1:51.348 | 57 | 17.923 | 1:51.385 |
| 76 | 7.157 | 2:05.262 | 78 | 12.247 | 1:53.575 | 78 | 16.672 | 1:52.256 | 78 | 19.444 | 1:51.336 | 78 | 23.083 | 1:51.909 |
| 18 | 7.599 | 2:05.704 | 76 | 12.281 | 1:53.002 | 18 | 16.887 | 1:52.117 | 8 | 20.172 | 1:50.944 | 8 | 23.378 | 1:51.476 |
| 82 | 8.238 | 2:06.343 | 18 | 12.601 | 1:52.880 | 8 | 17.792 | 1:52.461 | 18 | 21.131 | 1:52.808 | 18 | 24.088 | 1:51.227 |
| 8 | 8.745 | 2:06.850 | 8 | 13.162 | 1:52.295 | 76 | 18.365 | 1:53.915 | 76 | 21.793 | 1:51.992 | 76 | 24.414 | 1:50.891 |
| 98 | 9.791 | 2:07.896 | 98 | 14.200 | 1:52.287 | 98 | 19.219 | 1:52.850 | 98 | 25.472 | 1:54.817 | 98 | 31.234 | 1:54.032 |
| 99 | 10.618 | 2:08.723 | 99 | 17.201 | 1:54.461 | 99 | 23.086 | 1:53.716 | 101 | 27.729 | 1:52.189 | 101 | 32.262 | 1:52.803 |
| 101 | 11.703 | 2:09.808 | 101 | 18.068 | 1:54.243 | 101 | 24.104 | 1:53.867 | 99 | 29.170 | 1:54.648 | 99 | 34.787 | 1:53.887 |
| 102 | 12.690 | 2:10.795 | 102 | 19.243 | 1:54.431 | 102 | 25.281 | 1:53.869 | 102 | 30.347 | 1:53.630 | 43 | 35.012 | 1:52.035 |
| 119 | 13.163 | 2:11.268 | 119 | 20.164 | 1:54.879 | 119 | 26.034 | 1:53.701 | 119 | 30.946 | 1:53.476 | 102 | 36.426 | 1:54.349 |
| 46 | 15.094 | 2:13.199 | 46 | 21.923 | 1:54.707 | 46 | 27.791 | 1:53.699 | 43 | 31.247 | 1:51.580 | 119 | 37.228 | 1:54.552 |
| 43 | 20.423 | 2:18.528 | 43 | 24.603 | 1:52.058 | 43 | 28.231 | 1:51.459 | 46 | 35.064 | 1:55.837 | 46 | 42.492 | 1:55.698 |
| 144 | 22.527 | 2:20.632 | 144 | 29.159 | 1:54.510 | 144 | 34.435 | 1:53.107 | 157 | 39.917 | 1:53.665 | 157 | 44.257 | 1:52.610 |
| 157 | 22.742 | 2:20.847 | 157 | 29.505 | 1:54.641 | 157 | 34.816 | 1:53.142 | 190 | 50.360 | 1:57.610 | 190 | 1:00.353 | 1:58.263 |
| 190 | 24.361 | 2:22.466 | 190 | 32.969 | 1:56.486 | 190 | 41.314 | 1:56.176 | 144 | 56.853 | 2:10.982 | 97 | 1:14.354 | 2:01.862 |
| 97 | 51.854 | 2:49.959 | 97 | 55.718 | 1:51.742 | 97 | 58.727 | 1:50.840 | 97 | 1:00.762 | 1:50.599 | 144 | 1:23.630 | 2:15.047 |

Weather / Track : Bright / Dry

Cadwell Park
 Circuit Length = 2.1870 miles
 Start: 11:48 End: 12:06

Production BMW Championship - Groups B & C
RACE 7 - LAP CHART

| Lap 6 | | | Lap 7 | | | Lap 8 | | | Lap 9 | | |
|-------|----------|----------|-------|----------|----------|-------|----------|----------|-------|----------|----------|
| No | Behind | Laptime | No | Behind | Laptime | No | Behind | Laptime | No | Behind | Laptime |
| 135 | | 1:47.807 | 135 | | 1:47.649 | 135 | | 1:47.871 | 135 | | 1:47.927 |
| 22 | 1.113 | 1:47.712 | 22 | 0.840 | 1:47.376 | 22 | 0.658 | 1:47.689 | 22 | 0.894 | 1:48.163 |
| 27 | 10.808 | 1:48.998 | 27 | 12.909 | 1:49.750 | 27 | 13.870 | 1:48.832 | 144 | 1 LAP | 1:57.778 |
| 177 | 12.684 | 1:49.528 | 177 | 14.187 | 1:49.152 | 177 | 15.104 | 1:48.788 | 27 | 15.295 | 1:49.352 |
| 82 | 15.473 | 1:49.638 | 82 | 16.702 | 1:48.878 | 82 | 17.536 | 1:48.705 | 177 | 15.615 | 1:48.438 |
| 25 | 15.826 | 1:50.445 | 25 | 17.331 | 1:49.154 | 25 | 18.786 | 1:49.326 | 82 | 18.114 | 1:48.505 |
| 57 | 21.289 | 1:51.173 | 57 | 25.422 | 1:51.782 | 18 | 32.265 | 1:50.015 | 25 | 20.463 | 1:49.604 |
| 18 | 27.398 | 1:51.117 | 18 | 30.121 | 1:50.372 | 76 | 34.220 | 1:50.757 | 18 | 34.319 | 1:49.981 |
| 76 | 27.608 | 1:51.001 | 76 | 31.334 | 1:51.375 | 78 | 35.017 | 1:50.075 | 76 | 37.311 | 1:51.018 |
| 78 | 29.597 | 1:54.321 | 78 | 32.813 | 1:50.865 | 98 | 48.159 | 1:52.657 | 78 | 39.780 | 1:52.690 |
| 98 | 37.861 | 1:54.434 | 98 | 43.373 | 1:53.161 | 101 | 49.417 | 1:52.754 | 98 | 53.442 | 1:53.210 |
| 101 | 38.674 | 1:54.219 | 101 | 44.534 | 1:53.509 | 43 | 49.625 | 1:52.705 | 43 | 53.660 | 1:51.962 |
| 43 | 39.310 | 1:52.105 | 43 | 44.791 | 1:53.130 | 99 | 52.523 | 1:53.384 | 101 | 54.727 | 1:53.237 |
| 99 | 41.401 | 1:54.421 | 99 | 47.010 | 1:53.258 | 102 | 53.036 | 1:52.949 | 99 | 58.396 | 1:53.800 |
| 102 | 42.355 | 1:53.736 | 102 | 47.958 | 1:53.252 | 8 | 53.612 | 1:52.125 | 8 | 58.781 | 1:53.096 |
| 119 | 43.600 | 1:54.179 | 119 | 48.895 | 1:52.944 | 119 | 54.645 | 1:53.621 | 102 | 59.311 | 1:54.202 |
| 8 | 45.779 | 2:10.208 | 8 | 49.358 | 1:51.228 | 157 | 1:06.559 | 1:55.737 | 119 | 1:09.889 | 2:03.171 |
| 157 | 50.489 | 1:54.039 | 157 | 58.693 | 1:55.853 | 46 | 1:10.483 | 1:52.906 | 157 | 1:13.238 | 1:54.606 |
| 46 | 53.531 | 1:58.846 | 46 | 1:05.448 | 1:59.566 | 190 | 1:29.498 | 1:58.041 | 46 | 1:16.646 | 1:54.090 |
| 190 | 1:09.877 | 1:57.331 | 190 | 1:19.328 | 1:57.100 | 97 | 1:34.945 | 1:49.692 | 97 | 1:38.948 | 1:51.930 |
| 97 | 1:29.185 | 2:02.638 | 97 | 1:33.124 | 1:51.588 | | | | 190 | 1:38.967 | 1:57.396 |
| 144 | 1:34.235 | 1:58.412 | 144 | 1:42.165 | 1:55.579 | | | | | | |

Weather / Track : Bright / Dry

Cadwell Park
 Circuit Length = 2.1870 miles
 Start: 11:48 End: 12:06

Golf GTi Championship - Groups A & B

RACE 8 - CLASSIFICATION

| POS | NO | CL | NAME | ENTRY | LAPS | TIME | GAP | DIFF | MPH | BEST | ON |
|----------------|----|----|------------------|--------------|------|-----------|----------|-----------|-------|------------|----|
| 1 | 85 | A | James BARK | Mk2 Golf GTI | 8 | 15:14.073 | | | 68.90 | 1:47.868 | 8 |
| 2 | 91 | A | Lewis HOPKINS | Mk2 Golf GTI | 8 | 15:14.691 | 0.618 | 0.618 | 68.85 | 1:48.073 | 8 |
| 3 | 17 | A | Jamie MARTIN | Mk2 Golf GTI | 8 | 15:21.480 | 7.407 | 6.789 | 68.35 | 1:48.126 | 8 |
| 4 | 33 | B | Mike THURSTON | Mk2 Golf GTI | 8 | 15:22.198 | 8.125 | 0.718 | 68.29 | 1:47.533 | 8 |
| 5 | 47 | A | Simon TRAVES | Mk2 Golf GTI | 8 | 15:36.717 | 22.644 | 14.519 | 67.24 | 1:50.995 | 6 |
| 6 | 38 | A | Herry WRIGHT | Mk2 Golf GTI | 8 | 15:42.153 | 28.080 | 5.436 | 66.85 | 1:50.544 | 8 |
| 7 | 5 | B | John MAWDSLEY | Mk2 Golf GTI | 8 | 15:47.037 | 32.964 | 4.884 | 66.50 | 1:51.307 | 8 |
| 8 | 44 | A | Peter MILNE | Mk2 Golf GTI | 8 | 15:54.773 | 40.700 | 7.736 | 65.96 | 1:53.586 | 8 |
| 9 | 12 | B | Josh JOHNSON | Mk2 Golf GTI | 8 | 15:54.877 | 40.804 | 0.104 | 65.96 | 1:55.174 | 6 |
| 10 | 6 | A | Darren BEDFORD | Mk2 Golf GTI | 8 | 15:55.185 | 41.112 | 0.308 | 65.94 | 1:52.626 | 6 |
| 11 | 7 | B | Darren DRURY | Mk2 Golf GTI | 8 | 16:03.216 | 49.143 | 8.031 | 65.39 | 1:52.361 | 8 |
| 12 | 93 | A | Mark REYNOLDS | Mk2 Golf GTI | 8 | 16:05.635 | 51.562 | 2.419 | 65.22 | 1:54.735 | 6 |
| 13 | 29 | A | Alistair SEDWELL | Mk2 Golf GTI | 8 | 16:05.896 | 51.823 | 0.261 | 65.20 | 1:54.614 | 6 |
| 14 | 70 | A | James HOWLINSON | Mk2 Golf GTI | 8 | 16:14.979 | 1:00.906 | 9.083 | 64.60 | 1:52.073 | 8 |
| 15 | 30 | A | Andy STENNING | Mk2 Golf GTI | 8 | 16:15.862 | 1:01.789 | 0.883 | 64.54 | 1:51.539 | 8 |
| 16 | 63 | A | Dan GIBBS | Mk2 Golf GTI | 8 | 16:55.092 | 1:41.019 | 39.230 | 62.04 | 1:56.674 | 8 |
| 17 | 25 | B | Andy WARNES | Mk2 Golf GTI | 8 | 16:55.570 | 1:41.497 | 0.478 | 62.01 | 1:56.791 | 7 |
| NOT CLASSIFIED | | | | | | | | | | | |
| DNF | 4 | A | Mark JENKINS | Mk2 Golf GTI | 7 | 14:24.431 | 1 lap | 1 lap | 63.75 | 1:54.917 | 7 |
| DNF | 36 | B | Matthew WELLER | Mk2 Golf GTI | 6 | 12:14.907 | 2 laps | 1 lap | 64.27 | 1:54.285 | 6 |
| DNF | 58 | B | Frank ARTHUR | Mk2 Golf GTI | 5 | 11:04.086 | 3 laps | 1 lap | 59.27 | 2:06.858 | 5 |
| DNF | 88 | A | Adrian WARD | Mk2 Golf GTI | 1 | 2:30.263 | 7 laps | 4 laps | 52.39 | | |
| FASTEST LAP | | | | | | | | | | | |
| | 33 | B | Mike THURSTON | Mk2 Golf GTI | 8 | 1:47.533 | | 73.21 mph | | 117.82 kph | |
| | 85 | A | James BARK | Mk2 Golf GTI | 8 | 1:47.868 | | 72.98 mph | | 117.46 kph | |

Weather / Track : Cloudy / Dry

These results are provisional until the conclusion of any judicial and technical matters.

Cadwell Park

Circuit Length = 2.1870 miles

Start: 12:16 End: 12:34

| | | |
|-------------------|--|--------------|
| Clerk of Course : | | Timekeeper : |
|-------------------|--|--------------|

Golf GTi Championship - Groups A & B

RACE 8 - LAP CHART

| Lap 1 | | | Lap 2 | | | Lap 3 | | | Lap 4 | | | Lap 5 | | |
|-------|--------|----------|-------|--------|----------|-------|--------|----------|-------|----------|----------|-------|----------|----------|
| No | Behind | Laptime | No | Behind | Laptime | No | Behind | Laptime | No | Behind | Laptime | No | Behind | Laptime |
| 91 | | 2:03.448 | 91 | | 1:56.713 | 85 | | 1:56.929 | 85 | | 1:55.454 | 85 | | 1:52.488 |
| 85 | 0.575 | 2:04.023 | 85 | 1.164 | 1:57.302 | 91 | 0.590 | 1:58.683 | 91 | 1.380 | 1:56.244 | 91 | 1.807 | 1:52.915 |
| 17 | 1.908 | 2:05.356 | 17 | 3.289 | 1:58.094 | 17 | 3.726 | 1:58.530 | 17 | 6.197 | 1:57.925 | 17 | 6.788 | 1:53.079 |
| 33 | 3.531 | 2:06.979 | 33 | 6.398 | 1:59.580 | 33 | 7.056 | 1:58.751 | 33 | 8.037 | 1:56.435 | 33 | 9.382 | 1:53.833 |
| 5 | 5.053 | 2:08.501 | 5 | 9.679 | 2:01.339 | 5 | 11.978 | 2:00.392 | 47 | 16.508 | 1:59.460 | 47 | 17.288 | 1:53.268 |
| 47 | 5.712 | 2:09.160 | 47 | 10.346 | 2:01.347 | 47 | 12.502 | 2:00.249 | 38 | 17.513 | 1:58.612 | 38 | 19.876 | 1:54.851 |
| 38 | 6.860 | 2:10.308 | 38 | 12.070 | 2:01.923 | 38 | 14.355 | 2:00.378 | 5 | 18.327 | 2:01.803 | 5 | 22.230 | 1:56.391 |
| 7 | 7.988 | 2:11.436 | 44 | 13.374 | 2:01.684 | 44 | 17.192 | 2:01.911 | 44 | 20.612 | 1:58.874 | 44 | 24.584 | 1:56.460 |
| 44 | 8.403 | 2:11.851 | 12 | 17.117 | 2:04.961 | 12 | 18.738 | 1:59.714 | 12 | 21.625 | 1:58.341 | 12 | 24.803 | 1:55.666 |
| 12 | 8.869 | 2:12.317 | 6 | 20.138 | 2:05.326 | 93 | 23.855 | 2:01.339 | 6 | 27.149 | 1:58.265 | 6 | 30.374 | 1:55.713 |
| 29 | 10.557 | 2:14.005 | 93 | 20.609 | 2:04.937 | 6 | 24.338 | 2:02.293 | 93 | 28.514 | 2:00.113 | 93 | 33.433 | 1:57.407 |
| 36 | 11.109 | 2:14.557 | 29 | 20.627 | 2:06.783 | 7 | 25.783 | 2:02.320 | 7 | 29.167 | 1:58.838 | 7 | 34.309 | 1:57.630 |
| 6 | 11.525 | 2:14.973 | 7 | 21.556 | 2:10.281 | 29 | 26.690 | 2:04.156 | 36 | 30.421 | 1:58.773 | 36 | 34.426 | 1:56.493 |
| 93 | 12.385 | 2:15.833 | 4 | 23.492 | 2:05.733 | 36 | 27.102 | 2:01.033 | 29 | 31.316 | 2:00.080 | 29 | 35.437 | 1:56.609 |
| 4 | 14.472 | 2:17.920 | 36 | 24.162 | 2:09.766 | 4 | 30.296 | 2:04.897 | 4 | 37.818 | 2:02.976 | 4 | 44.952 | 1:59.622 |
| 30 | 14.901 | 2:18.349 | 70 | 24.429 | 2:04.955 | 70 | 31.041 | 2:04.705 | 70 | 39.391 | 2:03.804 | 70 | 45.529 | 1:58.626 |
| 70 | 16.187 | 2:19.635 | 30 | 25.116 | 2:06.928 | 30 | 32.249 | 2:05.226 | 30 | 40.640 | 2:03.845 | 30 | 46.233 | 1:58.081 |
| 58 | 17.694 | 2:21.142 | 58 | 33.015 | 2:12.034 | 58 | 46.471 | 2:11.549 | 63 | 1:02.533 | 2:04.391 | 63 | 1:13.625 | 2:03.580 |
| 63 | 25.140 | 2:28.588 | 63 | 43.387 | 2:14.960 | 63 | 53.596 | 2:08.302 | 58 | 1:03.520 | 2:12.503 | 25 | 1:17.465 | 2:06.265 |
| 88 | 26.815 | 2:30.263 | 25 | 45.001 | 2:11.418 | 25 | 54.602 | 2:07.694 | 25 | 1:03.688 | 2:04.540 | 58 | 1:17.890 | 2:06.858 |
| 25 | 30.296 | 2:33.744 | | | | | | | | | | | | |

Weather / Track : Cloudy / Dry

Cadwell Park
 Circuit Length = 2.1870 miles
 Start: 12:16 End: 12:34

Golf GTi Championship - Groups A & B

RACE 8 - LAP CHART

| Lap 6 | | | Lap 7 | | | Lap 8 | | |
|-------|----------|----------|-------|----------|----------|-------|----------|----------|
| No | Behind | Laptime | No | Behind | Laptime | No | Behind | Laptime |
| 85 | | 1:50.964 | 85 | | 1:49.045 | 85 | | 1:47.868 |
| 91 | 1.279 | 1:50.436 | 91 | 0.413 | 1:48.179 | 91 | 0.618 | 1:48.073 |
| 17 | 7.493 | 1:51.669 | 17 | 7.149 | 1:48.701 | 17 | 7.407 | 1:48.126 |
| 33 | 8.794 | 1:50.376 | 33 | 8.460 | 1:48.711 | 33 | 8.125 | 1:47.533 |
| 47 | 17.319 | 1:50.995 | 47 | 19.332 | 1:51.058 | 47 | 22.644 | 1:51.180 |
| 38 | 22.196 | 1:53.284 | 38 | 25.404 | 1:52.253 | 38 | 28.080 | 1:50.544 |
| 5 | 25.762 | 1:54.496 | 5 | 29.525 | 1:52.808 | 5 | 32.964 | 1:51.307 |
| 44 | 28.745 | 1:55.125 | 44 | 34.982 | 1:55.282 | 44 | 40.700 | 1:53.586 |
| 12 | 29.013 | 1:55.174 | 12 | 35.253 | 1:55.285 | 12 | 40.804 | 1:53.419 |
| 6 | 32.036 | 1:52.626 | 6 | 35.758 | 1:52.767 | 6 | 41.112 | 1:53.222 |
| 93 | 37.204 | 1:54.735 | 93 | 44.114 | 1:55.955 | 7 | 49.143 | 1:52.361 |
| 36 | 37.747 | 1:54.285 | 7 | 44.650 | 1:54.815 | 93 | 51.562 | 1:55.316 |
| 7 | 38.880 | 1:55.535 | 29 | 44.978 | 1:54.936 | 29 | 51.823 | 1:54.713 |
| 29 | 39.087 | 1:54.614 | 70 | 56.701 | 1:54.098 | 70 | 1:00.906 | 1:52.073 |
| 70 | 51.648 | 1:57.083 | 30 | 58.118 | 1:54.368 | 30 | 1:01.789 | 1:51.539 |
| 4 | 52.354 | 1:58.366 | 4 | 58.226 | 1:54.917 | 63 | 1:41.019 | 1:56.674 |
| 30 | 52.795 | 1:57.526 | 63 | 1:32.213 | 1:57.194 | 25 | 1:41.497 | 1:56.980 |
| 63 | 1:24.064 | 2:01.403 | 25 | 1:32.385 | 1:56.791 | | | |
| 25 | 1:24.639 | 1:58.138 | | | | | | |

Northern Sports & Saloon Car Championship

RACE 9 - CLASSIFICATION

| POS | NO | CL | NAME | ENTRY | LAPS | TIME | GAP | DIFF | MPH | BEST | ON |
|-----|----|----|------------------|------------------|------|-----------|----------|--------|-------|----------|----|
| 1 | 44 | B | Mike CUTT | BMW M3 | 10 | 18:21.094 | | | 71.50 | 1:41.513 | 7 |
| 2 | 96 | C | Richard RAISTON | Renault Clio | 10 | 18:33.901 | 12.807 | 12.807 | 70.68 | 1:43.766 | 6 |
| 3 | 15 | C | David COX | Peugeot 205 GTi | 10 | 18:44.192 | 23.098 | 10.291 | 70.03 | 1:44.098 | 5 |
| 4 | 49 | B | Mike WILLIAMSON | Mitsubishi Evo 4 | 10 | 18:56.501 | 35.407 | 12.309 | 69.27 | 1:45.486 | 4 |
| 5 | 21 | B | Ken HALL | Metro 6R4 | 10 | 18:56.995 | 35.901 | 0.494 | 69.24 | 1:45.070 | 6 |
| 6 | 1 | D | Paul MOSS | Citroen Saxo | 10 | 19:00.808 | 39.714 | 3.813 | 69.01 | 1:44.241 | 5 |
| 7 | 67 | D | Peter DIXON | Honda Civic | 10 | 19:01.599 | 40.505 | 0.791 | 68.96 | 1:44.281 | 5 |
| 8 | 53 | D | Jason SOUTH | Peugeot 205 Gti | 10 | 19:14.297 | 53.203 | 12.698 | 68.20 | 1:44.820 | 5 |
| 9 | 24 | E | Alan McPHERSON | Formula 27 | 10 | 19:16.901 | 55.807 | 2.604 | 68.05 | 1:43.641 | 7 |
| 10 | 57 | E | Brian MURPHY | Ginetta G20 | 10 | 19:17.806 | 56.712 | 0.905 | 68.00 | 1:44.666 | 5 |
| 11 | 17 | D | Simon GIBSON | Honda Integra | 10 | 19:17.907 | 56.813 | 0.101 | 67.99 | 1:48.042 | 5 |
| 12 | 22 | E | Simon MAYNE | Fisher Fury | 10 | 19:20.138 | 59.044 | 2.231 | 67.86 | 1:44.284 | 6 |
| 13 | 51 | E | Martyn LIGHTFOOT | Raw Striker TR | 10 | 19:41.142 | 1:20.048 | 21.004 | 66.65 | 1:49.201 | 7 |
| 14 | 89 | B | Stephen KELL | Siera XR4x4 | 10 | 19:44.843 | 1:23.749 | 3.701 | 66.44 | 1:50.848 | 6 |
| 15 | 16 | D | Mick STARKEY | Ford Fiesta | 10 | 19:46.001 | 1:24.907 | 1.158 | 66.38 | 1:48.764 | 5 |
| 16 | 46 | B | Ian HUMPISSH | VW Beetle Rsi | 10 | 19:48.914 | 1:27.820 | 2.913 | 66.22 | 1:48.857 | 5 |
| 17 | 77 | E | Mark LEYBOURNE | Westfield SEIW | 10 | 19:57.174 | 1:36.080 | 8.260 | 65.76 | 1:49.617 | 5 |
| 18 | 18 | H | Brian MORRIS | Datsun 240Z "G" | 10 | 20:02.656 | 1:41.562 | 5.482 | 65.46 | 1:50.072 | 7 |
| 19 | 48 | A2 | Ron HARPER | Triumph Spitfire | 10 | 20:35.006 | 2:13.912 | 32.350 | 63.74 | 1:47.236 | 5 |
| 20 | 36 | A2 | Clinton EWEN | Austin Mini | 10 | 20:49.735 | 2:28.641 | 14.729 | 62.99 | 1:50.307 | 5 |
| 21 | 31 | E | John HEWITSON | Westfield SE | 9 | 18:53.732 | 1 lap | 1 lap | 62.49 | 1:50.218 | 4 |
| 22 | 42 | B | David HEWITSON | Toyota Supra | 9 | 19:07.961 | 1 lap | 14.229 | 61.72 | 1:54.430 | 5 |
| 23 | 98 | A1 | Andy WILSON | Ford RS Cosworth | 9 | 19:28.656 | 1 lap | 20.695 | 60.63 | 1:53.269 | 6 |
| 24 | 69 | D | Stephen THOMPSON | Ford Fiesta | 9 | 19:32.537 | 1 lap | 3.881 | 60.43 | 2:00.328 | 4 |
| 25 | 6 | E | James HAMILL | Teamtrain Saturn | 9 | 19:52.363 | 1 lap | 19.826 | 59.42 | 1:56.815 | 5 |
| 26 | 34 | D | Michael STANLEY | Ford Fiesta | 9 | 19:53.584 | 1 lap | 1.221 | 59.36 | 2:03.867 | 5 |
| 27 | 37 | D | Helen ALLEN | Ford Fiesta XR2 | 8 | 20:17.116 | 2 laps | 1 lap | 51.74 | 2:13.526 | 3 |

NOT CLASSIFIED

| | | | | | | | | | | | |
|-----|----|----|------------|-----------|---|----------|--------|--------|-------|----------|---|
| DNF | 88 | A1 | Jim SEMPLE | MMS RS200 | 5 | 9:43.386 | 5 laps | 3 laps | 67.47 | 1:48.183 | 5 |
|-----|----|----|------------|-----------|---|----------|--------|--------|-------|----------|---|

FASTEST LAP

| | | | | | | | |
|----|----|-----------------|------------------|---|----------|-----------|------------|
| 44 | B | Mike CUTT | BMW M3 | 7 | 1:41.513 | 77.55 mph | 124.81 kph |
| 24 | E | Alan McPHERSON | Formula 27 | 7 | 1:43.641 | 75.96 mph | 122.25 kph |
| 96 | C | Richard RAISTON | Renault Clio | 6 | 1:43.766 | 75.87 mph | 122.10 kph |
| 1 | D | Paul MOSS | Citroen Saxo | 5 | 1:44.241 | 75.52 mph | 121.55 kph |
| 48 | A2 | Ron HARPER | Triumph Spitfire | 5 | 1:47.236 | 73.41 mph | 118.15 kph |
| 88 | A1 | Jim SEMPLE | MMS RS200 | 5 | 1:48.183 | 72.77 mph | 117.12 kph |
| 18 | H | Brian MORRIS | Datsun 240Z "G" | 7 | 1:50.072 | 71.52 mph | 115.11 kph |

CAR 98 - TRANSPONDER NOT WORKING - FIX OR YOU WILL BE IGNORED IN THE SECOND RACE

Weather / Track : Changeable

These results are provisional until the conclusion of any judicial and technical matters.

Cadwell Park

Circuit Length = 2.1870 miles

Start: 13:29 End: 13:50

| | | | |
|-------------------|--|--------------|--|
| Clerk of Course : | | Timekeeper : | |
|-------------------|--|--------------|--|

Northern Sports & Saloon Car Championship

RACE 9 - LAP CHART

| Lap 1 | | | Lap 2 | | | Lap 3 | | | Lap 4 | | | Lap 5 | | |
|-------|--------|----------|-------|----------|----------|-------|----------|----------|-------|----------|----------|-------|----------|----------|
| No | Behind | Laptime | No | Behind | Laptime | No | Behind | Laptime | No | Behind | Laptime | No | Behind | Laptime |
| 44 | | 2:00.448 | 44 | | 1:48.618 | 44 | | 1:45.580 | 44 | | 1:42.787 | 44 | | 1:43.005 |
| 96 | 2.541 | 2:02.989 | 96 | 2.523 | 1:48.600 | 96 | 2.370 | 1:45.427 | 96 | 3.762 | 1:44.179 | 96 | 4.683 | 1:43.926 |
| 15 | 2.640 | 2:03.088 | 15 | 4.083 | 1:50.061 | 15 | 5.087 | 1:46.584 | 15 | 7.335 | 1:45.035 | 15 | 8.428 | 1:44.098 |
| 67 | 3.548 | 2:03.996 | 67 | 5.425 | 1:50.495 | 1 | 6.225 | 1:45.755 | 1 | 8.167 | 1:44.729 | 1 | 9.403 | 1:44.241 |
| 1 | 5.006 | 2:05.454 | 1 | 6.050 | 1:49.662 | 67 | 6.672 | 1:46.827 | 67 | 8.679 | 1:44.794 | 67 | 9.955 | 1:44.281 |
| 49 | 5.891 | 2:06.339 | 49 | 7.333 | 1:50.060 | 49 | 8.383 | 1:46.630 | 49 | 11.082 | 1:45.486 | 49 | 14.303 | 1:46.226 |
| 24 | 8.672 | 2:09.120 | 17 | 13.951 | 1:53.499 | 17 | 18.338 | 1:49.967 | 53 | 23.356 | 1:47.337 | 37 | 1 LAP | 2:19.672 |
| 17 | 9.070 | 2:09.518 | 24 | 15.697 | 1:55.643 | 53 | 18.806 | 1:48.170 | 17 | 24.417 | 1:48.866 | 53 | 25.171 | 1:44.820 |
| 53 | 9.267 | 2:09.715 | 53 | 16.216 | 1:55.567 | 24 | 20.770 | 1:50.653 | 24 | 25.042 | 1:47.059 | 24 | 26.885 | 1:44.848 |
| 22 | 11.356 | 2:11.804 | 22 | 16.747 | 1:54.009 | 22 | 21.234 | 1:50.067 | 22 | 25.695 | 1:47.248 | 22 | 28.171 | 1:45.481 |
| 89 | 12.474 | 2:12.922 | 89 | 17.575 | 1:53.719 | 21 | 21.570 | 1:49.278 | 21 | 25.984 | 1:47.201 | 17 | 29.454 | 1:48.042 |
| 51 | 13.291 | 2:13.739 | 21 | 17.872 | 1:52.555 | 89 | 23.760 | 1:51.765 | 57 | 29.732 | 1:46.615 | 21 | 29.789 | 1:46.810 |
| 18 | 13.867 | 2:14.315 | 18 | 19.369 | 1:54.120 | 57 | 25.904 | 1:50.759 | 89 | 32.196 | 1:51.223 | 57 | 31.393 | 1:44.666 |
| 21 | 13.935 | 2:14.383 | 51 | 20.040 | 1:55.367 | 18 | 28.142 | 1:54.353 | 18 | 35.908 | 1:50.553 | 89 | 40.612 | 1:51.421 |
| 48 | 15.886 | 2:16.334 | 57 | 20.725 | 1:51.531 | 51 | 28.862 | 1:54.402 | 51 | 36.212 | 1:50.137 | 48 | 41.606 | 1:47.236 |
| 36 | 16.659 | 2:17.107 | 48 | 22.773 | 1:55.505 | 48 | 29.865 | 1:52.672 | 48 | 37.375 | 1:50.297 | 51 | 42.714 | 1:49.507 |
| 77 | 17.275 | 2:17.723 | 36 | 24.007 | 1:55.966 | 36 | 30.767 | 1:52.340 | 88 | 37.770 | 1:49.058 | 88 | 42.948 | 1:48.183 |
| 57 | 17.812 | 2:18.260 | 77 | 25.293 | 1:56.636 | 88 | 31.499 | 1:50.626 | 36 | 39.138 | 1:51.158 | 18 | 45.680 | 1:52.777 |
| 46 | 18.455 | 2:18.903 | 46 | 25.978 | 1:56.141 | 77 | 31.821 | 1:52.108 | 77 | 40.346 | 1:51.312 | 36 | 46.440 | 1:50.307 |
| 88 | 19.001 | 2:19.449 | 88 | 26.453 | 1:56.070 | 46 | 33.381 | 1:52.983 | 46 | 41.657 | 1:51.063 | 77 | 46.958 | 1:49.617 |
| 31 | 21.308 | 2:21.756 | 31 | 30.026 | 1:57.336 | 16 | 35.696 | 1:50.762 | 16 | 43.208 | 1:50.299 | 46 | 47.509 | 1:48.857 |
| 16 | 25.403 | 2:25.851 | 16 | 30.514 | 1:53.729 | 31 | 37.911 | 1:53.465 | 31 | 45.342 | 1:50.218 | 16 | 48.967 | 1:48.764 |
| 98 | 26.912 | 2:27.360 | 98 | 40.357 | 2:02.063 | 98 | 51.500 | 1:56.723 | 98 | 1:05.418 | 1:56.705 | 31 | 53.663 | 1:51.326 |
| 42 | 31.221 | 2:31.669 | 42 | 42.130 | 1:59.527 | 42 | 54.935 | 1:58.385 | 42 | 1:07.612 | 1:55.464 | 98 | 1:16.058 | 1:53.645 |
| 34 | 35.505 | 2:35.953 | 34 | 56.655 | 2:09.768 | 6 | 1:11.774 | 1:59.464 | 6 | 1:27.497 | 1:58.510 | 42 | 1:19.037 | 1:54.430 |
| 37 | 36.455 | 2:36.903 | 6 | 57.890 | 2:02.434 | 34 | 1:17.245 | 2:06.170 | 34 | 1:38.331 | 2:03.873 | 6 | 1:41.307 | 1:56.815 |
| 6 | 44.074 | 2:44.522 | 37 | 1:01.980 | 2:14.143 | 69 | 1:24.732 | 2:07.317 | 69 | 1:42.273 | 2:00.328 | | | |
| 69 | 44.277 | 2:44.725 | 69 | 1:02.995 | 2:07.336 | 37 | 1:29.926 | 2:13.526 | | | | | | |

CAR 98 - TRANSPONDER NOT WORKING - FIX OR YOU WILL BE IGNORED IN THE SECOND RACE

Weather / Track : Changeable

Cadwell Park
Circuit Length = 2.1870 miles
Start: 13:29 End: 13:50

Northern Sports & Saloon Car Championship

RACE 9 - LAP CHART

| Lap 6 | | | Lap 7 | | | Lap 8 | | | Lap 9 | | | Lap 10 | | |
|-------|----------|----------|-------|----------|----------|-------|----------|----------|-------|----------|----------|--------|----------|----------|
| No | Behind | Laptime | No | Behind | Laptime | No | Behind | Laptime | No | Behind | Laptime | No | Behind | Laptime |
| 44 | | 1:41.733 | 44 | | 1:41.513 | 44 | | 1:49.687 | 44 | | 2:01.078 | 44 | | 2:06.645 |
| 96 | 6.716 | 1:43.766 | 96 | 9.869 | 1:44.666 | 98 | 1 LAP | 2:07.835 | 96 | 16.757 | 2:03.398 | 96 | 12.807 | 2:02.695 |
| 15 | 11.918 | 1:45.223 | 15 | 16.701 | 1:46.296 | 42 | 1 LAP | 2:05.834 | 31 | 1 LAP | 2:55.393 | 15 | 23.098 | 2:05.331 |
| 1 | 12.515 | 1:44.845 | 1 | 22.318 | 1:51.316 | 96 | 14.437 | 1:54.255 | 15 | 24.412 | 2:03.152 | 31 | 1 LAP | 2:22.203 |
| 67 | 16.097 | 1:47.875 | 67 | 22.377 | 1:47.793 | 15 | 22.338 | 1:55.324 | 42 | 1 LAP | 2:23.906 | 49 | 35.407 | 2:04.141 |
| 34 | 1 LAP | 2:03.867 | 49 | 25.701 | 1:48.741 | 1 | 28.890 | 1:56.259 | 98 | 1 LAP | 2:27.009 | 21 | 35.901 | 1:58.239 |
| 69 | 1 LAP | 2:00.577 | 6 | 1 LAP | 2:11.851 | 67 | 29.386 | 1:56.696 | 1 | 33.575 | 2:05.763 | 1 | 39.714 | 2:12.784 |
| 49 | 18.473 | 1:45.903 | 24 | 32.149 | 1:43.641 | 49 | 34.905 | 1:58.891 | 67 | 34.650 | 2:06.342 | 67 | 40.505 | 2:12.500 |
| 53 | 29.060 | 1:45.622 | 53 | 34.822 | 1:47.275 | 24 | 42.938 | 2:00.476 | 49 | 37.911 | 2:04.084 | 42 | 1 LAP | 2:23.982 |
| 24 | 30.021 | 1:44.869 | 22 | 35.175 | 1:45.966 | 22 | 44.177 | 1:58.689 | 21 | 44.307 | 1:59.847 | 53 | 53.203 | 2:06.233 |
| 22 | 30.722 | 1:44.284 | 69 | 1 LAP | 2:00.645 | 21 | 45.538 | 1:54.707 | 24 | 52.870 | 2:11.010 | 24 | 55.807 | 2:09.582 |
| 21 | 33.126 | 1:45.070 | 21 | 40.518 | 1:48.905 | 53 | 45.831 | 2:00.696 | 53 | 53.615 | 2:08.862 | 57 | 56.712 | 2:07.983 |
| 57 | 34.717 | 1:45.057 | 57 | 41.665 | 1:48.461 | 57 | 50.298 | 1:58.320 | 22 | 53.780 | 2:10.681 | 17 | 56.813 | 2:03.608 |
| 17 | 36.444 | 1:48.723 | 34 | 1 LAP | 2:06.449 | 17 | 54.275 | 1:59.950 | 57 | 55.374 | 2:06.154 | 22 | 59.044 | 2:11.909 |
| 48 | 47.524 | 1:47.651 | 17 | 44.012 | 1:49.081 | 6 | 1 LAP | 2:15.114 | 17 | 59.850 | 2:06.653 | 98 | 1 LAP | 2:44.047 |
| 89 | 49.727 | 1:50.848 | 48 | 57.225 | 1:51.214 | 69 | 1 LAP | 2:08.058 | 69 | 1 LAP | 2:12.441 | 69 | 1 LAP | 2:11.110 |
| 51 | 50.419 | 1:49.438 | 51 | 58.107 | 1:49.201 | 34 | 1 LAP | 2:13.794 | 6 | 1 LAP | 2:22.587 | 51 | 1:20.048 | 2:05.817 |
| 18 | 54.557 | 1:50.610 | 89 | 1:00.548 | 1:52.334 | 51 | 1:14.350 | 2:05.930 | 37 | 2 LAPS | 3:27.232 | 89 | 1:23.749 | 2:05.585 |
| 36 | 58.108 | 1:53.401 | 18 | 1:03.116 | 1:50.072 | 89 | 1:16.545 | 2:05.684 | 51 | 1:20.876 | 2:07.604 | 16 | 1:24.907 | 2:02.653 |
| 46 | 58.433 | 1:52.657 | 46 | 1:06.605 | 1:49.685 | 18 | 1:19.068 | 2:05.639 | 34 | 1 LAP | 2:18.650 | 46 | 1:27.820 | 2:04.864 |
| 16 | 59.386 | 1:52.152 | 16 | 1:08.337 | 1:50.464 | 46 | 1:20.419 | 2:03.501 | 89 | 1:24.809 | 2:09.342 | 6 | 1 LAP | 2:21.066 |
| 77 | 59.735 | 1:54.510 | 36 | 1:08.651 | 1:52.056 | 16 | 1:20.975 | 2:02.325 | 16 | 1:28.899 | 2:09.002 | 34 | 1 LAP | 2:15.060 |
| 31 | 1:02.323 | 1:50.393 | 77 | 1:08.981 | 1:50.759 | 48 | 1:21.215 | 2:13.677 | 46 | 1:29.601 | 2:10.260 | 77 | 1:36.080 | 2:07.173 |
| 37 | 1 LAP | 2:20.609 | 31 | 1:12.452 | 1:51.642 | 77 | 1:24.915 | 2:05.621 | 18 | 1:32.643 | 2:14.653 | 18 | 1:41.562 | 2:15.564 |
| 98 | 1:27.594 | 1:53.269 | 37 | 1 LAP | 2:21.973 | 36 | 1:35.817 | 2:16.853 | 77 | 1:35.552 | 2:11.715 | 37 | 2 LAPS | 2:43.058 |
| 42 | 1:32.068 | 1:54.764 | | | | | | | 48 | 1:53.354 | 2:33.217 | 48 | 2:13.912 | 2:27.203 |
| | | | | | | | | | 36 | 2:03.102 | 2:28.363 | 36 | 2:28.641 | 2:32.184 |

CAR 98 - TRANSPONDER NOT WORKING - FIX OR YOU WILL BE IGNORED IN THE SECOND RACE

Weather / Track : Changeable

Cadwell Park
Circuit Length = 2.1870 miles
Start: 13:29 End: 13:50

Northern Sports & Saloon Car Championship

RACE 16 - GRID

| | | |
|--------|--------------------------------|---------------------------------|
| ROW 14 | 2:07.545 34 Michael STANLEY | 2:06.240 37 Helen ALLEN |
| ROW 13 | 2:04.224 6 James HAMILL | 1:59.286 69 Stephen THOMPSON |
| ROW 12 | 1:58.048 42 David HEWITSON | 1:56.258 88 Jim SEMPLE |
| ROW 11 | 1:55.558 98 Andy WILSON | 1:52.715 46 Ian HUMPISH |
| ROW 10 | 1:51.345 18 Brian MORRIS | 1:51.159 31 John HEWITSON |
| ROW 9 | 1:50.060 77 Mark LEYBOURNE | 1:49.805 89 Stephen KELL |
| ROW 8 | 1:49.180 48 Ron HARPER | 1:48.690 21 Ken HALL |
| ROW 7 | 1:48.650 36 Clinton EWEN | 1:48.163 17 Simon GIBSON |
| ROW 6 | 1:47.787 49 Mike WILLIAMSON | 1:47.437 51 Martyn LIGHTFOOT |
| ROW 5 | 1:47.083 16 Mick STARKEY | 1:45.856 53 Jason SOUTH |
| ROW 4 | 1:45.652 1 Paul MOSS | 1:44.505 22 Simon MAYNE |
| ROW 3 | 1:44.477 24 Alan McPHERSON | 1:44.215 15 David COX |
| ROW 2 | 1:43.711 67 Peter DIXON | 1:43.441 96 Richard RAISTON |
| ROW 1 | 1:43.335 57 Brian MURPHY | 1:41.367 44 Mike CUTT |

Pole



Cadwell Park
Circuit Length = 2.1870 miles

These results are provisional until the conclusion of any judicial and technical matters.

| | | |
|-------------------|--|--------------|
| Clerk of Course : | | Timekeeper : |
|-------------------|--|--------------|

Monoposto 1800, 1600, 1400 & 1000

RACE 10 - CLASSIFICATION

| POS | NO | CL | NAME | ENTRY | LAPS | TIME | GAP | DIFF | MPH | BEST | ON |
|-----|----|----|------------------|-------------------------|------|-----------|----------|--------|-------|----------|----|
| 1 | 27 | 10 | James O'REILLY | Speads | 8 | 15:23.162 | | | 68.22 | 1:38.117 | 7 |
| 2 | 29 | 10 | Dax WARD | Jedi MK6 | 8 | 15:27.610 | 4.448 | 4.448 | 67.90 | 1:39.163 | 7 |
| 3 | 30 | 10 | Marc FORTUNE | Jedi MK6 | 8 | 15:28.771 | 5.609 | 1.161 | 67.81 | 1:38.871 | 8 |
| 4 | 85 | 18 | Peter BRAGG | Mygale SJ00 | 8 | 15:32.595 | 9.433 | 3.824 | 67.53 | 1:40.418 | 8 |
| 5 | 11 | 10 | Steve CAVE | JKS | 8 | 15:43.080 | 19.918 | 10.485 | 66.78 | 1:42.037 | 7 |
| 6 | 10 | 10 | Dan LEVY | Jedi Mk 4 | 8 | 15:59.641 | 36.479 | 16.561 | 65.63 | 1:42.577 | 8 |
| 7 | 58 | 16 | Jeremy TIMMS | Van Diemen RF87 | 8 | 16:04.082 | 40.920 | 4.441 | 65.33 | 1:44.692 | 8 |
| 8 | 59 | 16 | Jason TIMMS | Lola T644E | 8 | 16:06.023 | 42.861 | 1.941 | 65.20 | 1:44.338 | 8 |
| 9 | 66 | 16 | David PARKINSON | Reynard FF | 8 | 16:08.992 | 45.830 | 2.969 | 65.00 | 1:45.284 | 8 |
| 10 | 78 | 18 | James CHAPMAN | Van Diemen RF03 | 8 | 16:19.480 | 56.318 | 10.488 | 64.30 | 1:47.417 | 8 |
| 11 | 52 | 18 | Michael DALE | Van Diemen RF82 | 8 | 16:20.038 | 56.876 | 0.558 | 64.26 | 1:47.373 | 8 |
| 12 | 8 | 10 | John RAWLINGS | Speads RM07 | 8 | 16:37.093 | 1:13.931 | 17.055 | 63.16 | 1:45.736 | 5 |
| 13 | 99 | 16 | Geoff FERN | Formula Vauxhall Junior | 8 | 16:48.264 | 1:25.102 | 11.171 | 62.46 | 1:52.835 | 8 |
| 14 | 15 | 10 | Len TURNER | Jedi MK6 | 8 | 16:48.320 | 1:25.158 | 0.056 | 62.46 | 1:52.496 | 8 |
| 15 | 74 | 18 | Marcus SHEARD | Mygale SJ00 | 7 | 15:23.162 | 1 lap | 1 lap | 59.69 | 1:55.814 | 7 |
| 16 | 55 | 18 | Prajesh SHAH | Vauxhall Formula Junior | 7 | 15:24.008 | 1 lap | 0.846 | 59.64 | 1:56.018 | 7 |
| 17 | 50 | 10 | Geoffrey COWELL | Jedi Mk6 | 7 | 15:27.012 | 1 lap | 3.004 | 59.45 | 1:57.445 | 7 |
| 18 | 57 | 16 | Eddie GUEST | Lola T640 | 7 | 15:29.596 | 1 lap | 2.584 | 59.28 | 1:58.694 | 6 |
| 19 | 73 | 18 | Jonathan BAGGOTT | Van Diemen RF95 | 7 | 15:53.123 | 1 lap | 23.527 | 57.82 | 2:01.236 | 7 |

NOT CLASSIFIED

| | | | | | | | | | | | |
|-----|----|----|---------------|-------------|---|-----------|--------|--------|-------|----------|---|
| DNF | 56 | 18 | Ewen SERGISON | Swift SZ99 | 7 | 14:06.260 | 1 lap | | 65.12 | 1:44.553 | 5 |
| DNF | 3 | 10 | Adrian WRIGHT | GEM AW2 | 5 | 10:37.386 | 3 laps | 2 laps | 61.76 | 1:45.609 | 5 |
| DNF | 60 | 18 | Matt HAYES | Jamun M97Z | 3 | 7:04.587 | 5 laps | 2 laps | 55.62 | 2:20.927 | 3 |
| DNF | 70 | 16 | Joe VENOR | Lola T644E | 0 | | | | | | |
| DNF | 94 | 18 | Jock SERGISON | Swift SC98Z | 0 | | | | | | |

FASTEST LAP

| | | | | | | | |
|----|----|----------------|-------------|---|----------|-----------|------------|
| 27 | 10 | James O'REILLY | Speads | 7 | 1:38.117 | 80.24 mph | 129.13 kph |
| 85 | 18 | Peter BRAGG | Mygale SJ00 | 8 | 1:40.418 | 78.40 mph | 126.17 kph |
| 59 | 16 | Jason TIMMS | Lola T644E | 8 | 1:44.338 | 75.45 mph | 121.43 kph |

Weather / Track : Changeable

These results are provisional until the conclusion of any judicial and technical matters.

Cadwell Park

Circuit Length = 2.1870 miles

Start: 14:11 End: 14:30

Clerk of Course :

Timekeeper :

Monoposto 1800, 1600, 1400 & 1000

RACE 10 - LAP CHART

| Lap 1 | | | Lap 2 | | | Lap 3 | | | Lap 4 | | | Lap 5 | | |
|-------|--------|----------|-------|--------|----------|-------|--------|----------|-------|--------|----------|-------|----------|----------|
| No | Behind | Laptime | No | Behind | Laptime | No | Behind | Laptime | No | Behind | Laptime | No | Behind | Laptime |
| 27 | | 1:57.034 | 27 | | 2:31.155 | 27 | | 2:31.654 | 27 | | 1:44.207 | 27 | | 1:41.388 |
| 30 | 1.972 | 1:59.006 | 30 | 1.266 | 2:30.449 | 30 | 0.315 | 2:30.703 | 29 | 1.351 | 1:44.607 | 29 | 1.791 | 1:41.828 |
| 29 | 3.955 | 2:00.989 | 29 | 5.989 | 2:33.189 | 29 | 0.951 | 2:26.616 | 30 | 2.717 | 1:46.609 | 30 | 3.942 | 1:42.613 |
| 85 | 5.339 | 2:02.373 | 85 | 7.239 | 2:33.055 | 85 | 1.238 | 2:25.653 | 85 | 3.136 | 1:46.105 | 85 | 4.397 | 1:42.649 |
| 56 | 6.444 | 2:03.478 | 56 | 11.906 | 2:36.617 | 56 | 1.603 | 2:21.351 | 56 | 3.923 | 1:46.527 | 56 | 7.088 | 1:44.553 |
| 3 | 7.117 | 2:04.151 | 3 | 13.068 | 2:37.106 | 3 | 1.825 | 2:20.411 | 8 | 6.369 | 1:48.464 | 11 | 10.115 | 1:44.650 |
| 11 | 7.675 | 2:04.709 | 8 | 13.763 | 2:36.181 | 8 | 2.112 | 2:20.003 | 11 | 6.853 | 1:48.789 | 8 | 10.717 | 1:45.736 |
| 8 | 8.737 | 2:05.771 | 11 | 14.630 | 2:38.110 | 11 | 2.271 | 2:19.295 | 3 | 7.727 | 1:50.109 | 3 | 11.948 | 1:45.609 |
| 60 | 10.560 | 2:07.594 | 60 | 15.471 | 2:36.066 | 60 | 4.744 | 2:20.927 | 58 | 9.937 | 1:49.152 | 58 | 16.256 | 1:47.707 |
| 58 | 12.276 | 2:09.310 | 58 | 16.726 | 2:35.605 | 58 | 4.992 | 2:19.920 | 10 | 12.197 | 1:50.199 | 10 | 17.342 | 1:46.533 |
| 59 | 13.484 | 2:10.518 | 59 | 17.753 | 2:35.424 | 59 | 5.447 | 2:19.348 | 59 | 12.209 | 1:50.969 | 59 | 20.335 | 1:49.514 |
| 10 | 14.283 | 2:11.317 | 10 | 18.898 | 2:35.770 | 10 | 6.205 | 2:18.961 | 66 | 15.190 | 1:51.855 | 66 | 22.577 | 1:48.775 |
| 66 | 15.308 | 2:12.342 | 66 | 19.867 | 2:35.714 | 66 | 7.542 | 2:19.329 | 78 | 16.583 | 1:51.874 | 78 | 24.908 | 1:49.713 |
| 78 | 17.075 | 2:14.109 | 78 | 20.762 | 2:34.842 | 78 | 8.916 | 2:19.808 | 52 | 17.357 | 1:51.925 | 52 | 25.767 | 1:49.798 |
| 52 | 17.762 | 2:14.796 | 52 | 22.095 | 2:35.488 | 52 | 9.639 | 2:19.198 | 99 | 25.552 | 1:58.077 | 99 | 39.746 | 1:55.582 |
| 99 | 18.087 | 2:15.121 | 99 | 23.697 | 2:36.765 | 99 | 11.682 | 2:19.639 | 15 | 28.440 | 1:55.555 | 15 | 42.114 | 1:55.062 |
| 15 | 19.341 | 2:16.375 | 15 | 25.696 | 2:37.510 | 15 | 17.092 | 2:23.050 | 74 | 41.569 | 2:06.456 | 74 | 1:03.815 | 2:03.634 |
| 74 | 23.126 | 2:20.160 | 74 | 26.401 | 2:34.430 | 74 | 19.320 | 2:24.573 | 55 | 43.649 | 2:04.003 | 55 | 1:04.431 | 2:02.170 |
| 73 | 27.303 | 2:24.337 | 73 | 27.416 | 2:31.268 | 73 | 21.732 | 2:25.970 | 50 | 45.954 | 2:04.992 | 50 | 1:05.101 | 2:00.535 |
| 55 | 29.705 | 2:26.739 | 55 | 30.197 | 2:31.647 | 55 | 23.853 | 2:25.310 | 57 | 46.889 | 2:04.656 | 57 | 1:06.736 | 2:01.235 |
| 50 | 36.957 | 2:33.991 | 50 | 32.880 | 2:27.078 | 50 | 25.169 | 2:23.943 | 73 | 54.173 | 2:16.648 | 73 | 1:21.427 | 2:08.642 |
| 57 | 38.068 | 2:35.102 | 57 | 34.069 | 2:27.156 | 57 | 26.440 | 2:24.025 | | | | | | |

Weather / Track : Changeable

Cadwell Park
Circuit Length = 2.1870 miles
Start: 14:11 End: 14:30

Monoposto 1800, 1600, 1400 & 1000

RACE 10 - LAP CHART

| Lap 6 | | | Lap 7 | | | Lap 8 | | |
|-------|----------|----------|-------|----------|----------|-------|----------|----------|
| No | Behind | Laptime | No | Behind | Laptime | No | Behind | Laptime |
| 27 | | 1:38.214 | 27 | | 1:38.117 | 27 | | 1:41.393 |
| 29 | 3.140 | 1:39.563 | 29 | 4.186 | 1:39.163 | 74 | 1 LAP | 1:55.814 |
| 30 | 6.862 | 1:41.134 | 30 | 8.131 | 1:39.386 | 55 | 1 LAP | 1:56.018 |
| 85 | 7.676 | 1:41.493 | 73 | 1 LAP | 2:05.022 | 50 | 1 LAP | 1:57.445 |
| 11 | 14.781 | 1:42.880 | 85 | 10.408 | 1:40.849 | 29 | 4.448 | 1:41.655 |
| 56 | 15.466 | 1:46.592 | 11 | 18.701 | 1:42.037 | 30 | 5.609 | 1:38.871 |
| 10 | 29.325 | 1:50.197 | 56 | 24.491 | 1:47.142 | 57 | 1 LAP | 1:58.728 |
| 58 | 29.483 | 1:51.441 | 10 | 35.295 | 1:44.087 | 85 | 9.433 | 1:40.418 |
| 59 | 31.684 | 1:49.563 | 58 | 37.621 | 1:46.255 | 11 | 19.918 | 1:42.610 |
| 66 | 32.201 | 1:47.838 | 59 | 39.916 | 1:46.349 | 73 | 1 LAP | 2:01.236 |
| 78 | 38.210 | 1:51.516 | 66 | 41.939 | 1:47.855 | 10 | 36.479 | 1:42.577 |
| 52 | 38.668 | 1:51.115 | 78 | 50.294 | 1:50.201 | 58 | 40.920 | 1:44.692 |
| 8 | 44.201 | 2:11.698 | 52 | 50.896 | 1:50.345 | 59 | 42.861 | 1:44.338 |
| 99 | 58.324 | 1:56.792 | 8 | 1:03.744 | 1:57.660 | 66 | 45.830 | 1:45.284 |
| 15 | 58.694 | 1:54.794 | 99 | 1:13.660 | 1:53.453 | 78 | 56.318 | 1:47.417 |
| 74 | 1:23.696 | 1:58.095 | 15 | 1:14.055 | 1:53.478 | 52 | 56.876 | 1:47.373 |
| 55 | 1:24.338 | 1:58.121 | | | | 8 | 1:13.931 | 1:51.580 |
| 50 | 1:25.915 | 1:59.028 | | | | 99 | 1:25.102 | 1:52.835 |
| 57 | 1:27.216 | 1:58.694 | | | | 15 | 1:25.158 | 1:52.496 |

Weather / Track : Changeable

Cadwell Park
 Circuit Length = 2.1870 miles
 Start: 14:11 End: 14:30

Golf GTi Championship - Groups B & C

RACE 11 - CLASSIFICATION

| POS | NO | CL | NAME | ENTRY | LAPS | TIME | GAP | DIFF | MPH | BEST | ON |
|----------------|----|----|----------------|--------------|------|-----------|----------|-----------|-------|------------|----|
| 1 | 33 | B | Mike THURSTON | Mk2 Golf GTI | 9 | 16:30.769 | | | 71.51 | 1:48.537 | 5 |
| 2 | 12 | B | Josh JOHNSON | Mk2 Golf GTI | 9 | 16:31.499 | 0.730 | 0.730 | 71.46 | 1:48.587 | 6 |
| 3 | 5 | B | John MAWDSLEY | Mk2 Golf GTI | 9 | 16:37.887 | 7.118 | 6.388 | 71.00 | 1:49.140 | 4 |
| 4 | 76 | C | Clive BELTON | Mk2 Golf GTI | 9 | 16:57.555 | 26.786 | 19.668 | 69.63 | 1:50.464 | 9 |
| 5 | 27 | C | Guy STEVENS | Mk2 Golf GTI | 9 | 16:59.410 | 28.641 | 1.855 | 69.50 | 1:50.504 | 8 |
| 6 | 98 | C | Alex HARRIS | Mk2 Golf GTI | 9 | 17:01.369 | 30.600 | 1.959 | 69.37 | 1:51.020 | 9 |
| 7 | 62 | C | Andy HOLLEY | Mk2 Golf GTI | 9 | 17:07.303 | 36.534 | 5.934 | 68.97 | 1:52.207 | 8 |
| 8 | 7 | B | Darren DRURY | Mk2 Golf GTI | 9 | 17:07.415 | 36.646 | 0.112 | 68.96 | 1:49.883 | 8 |
| 9 | 21 | C | James HOLLAND | Mk2 Golf GTI | 9 | 17:08.496 | 37.727 | 1.081 | 68.89 | 1:52.179 | 6 |
| 10 | 58 | B | Frank ARTHUR | Mk2 Golf GTI | 9 | 17:09.765 | 38.996 | 1.269 | 68.80 | 1:50.934 | 9 |
| 11 | 42 | C | Dawn BOYD | Mk2 Golf GTI | 9 | 17:13.948 | 43.179 | 4.183 | 68.53 | 1:51.834 | 8 |
| 12 | 18 | C | Antony THEAKER | Mk2 Golf GTI | 9 | 17:15.651 | 44.882 | 1.703 | 68.41 | 1:51.427 | 8 |
| 13 | 48 | C | Jonathon DONE | Mk2 Golf GTI | 9 | 17:38.378 | 1:07.609 | 22.727 | 66.94 | 1:53.861 | 9 |
| 14 | 97 | C | Rachel SMITH | Mk2 Golf GTI | 9 | 17:39.992 | 1:09.223 | 1.614 | 66.84 | 1:55.102 | 7 |
| 15 | 26 | C | Tim COX | Mk2 Golf GTI | 9 | 17:41.805 | 1:11.036 | 1.813 | 66.73 | 1:55.240 | 7 |
| 16 | 25 | B | Andy WARNES | Mk2 Golf GTI | 9 | 17:47.175 | 1:16.406 | 5.370 | 66.39 | 1:54.104 | 8 |
| NOT CLASSIFIED | | | | | | | | | | | |
| DNF | 36 | B | Matthew WELLER | Mk2 Golf GTI | 5 | 9:25.806 | 4 laps | 4 laps | 69.57 | 1:50.313 | 4 |
| FASTEST LAP | | | | | | | | | | | |
| | 33 | B | Mike THURSTON | Mk2 Golf GTI | 5 | 1:48.537 | | 72.53 mph | | 116.73 kph | |
| | 76 | C | Clive BELTON | Mk2 Golf GTI | 9 | 1:50.464 | | 71.27 mph | | 114.70 kph | |

Weather / Track : Cloudy / Drying

These results are provisional until the conclusion of any judicial and technical matters.

Cadwell Park

Circuit Length = 2.1870 miles

Start: 14:42 End: 15:00

| | | |
|-------------------|--|--------------|
| Clerk of Course : | | Timekeeper : |
|-------------------|--|--------------|

Golf GTi Championship - Groups B & C

RACE 11 - LAP CHART

| Lap 1 | | | Lap 2 | | | Lap 3 | | | Lap 4 | | | Lap 5 | | |
|-------|--------|----------|-------|--------|----------|-------|--------|----------|-------|--------|----------|-------|--------|----------|
| No | Behind | Laptime | No | Behind | Laptime | No | Behind | Laptime | No | Behind | Laptime | No | Behind | Laptime |
| 33 | | 1:58.834 | 33 | | 1:49.282 | 33 | | 1:49.074 | 33 | | 1:48.898 | 33 | | 1:48.537 |
| 12 | 0.693 | 1:59.527 | 12 | 0.809 | 1:49.398 | 12 | 0.764 | 1:49.029 | 12 | 0.614 | 1:48.748 | 12 | 0.704 | 1:48.627 |
| 5 | 1.204 | 2:00.038 | 5 | 1.506 | 1:49.584 | 5 | 2.369 | 1:49.937 | 5 | 2.611 | 1:49.140 | 5 | 3.495 | 1:49.421 |
| 36 | 3.056 | 2:01.890 | 36 | 5.010 | 1:51.236 | 36 | 6.800 | 1:50.864 | 36 | 8.215 | 1:50.313 | 36 | 11.181 | 1:51.503 |
| 7 | 3.634 | 2:02.468 | 7 | 5.494 | 1:51.142 | 7 | 7.242 | 1:50.822 | 7 | 8.788 | 1:50.444 | 98 | 17.099 | 1:52.089 |
| 98 | 4.259 | 2:03.093 | 98 | 7.049 | 1:52.072 | 98 | 10.642 | 1:52.667 | 98 | 13.547 | 1:51.803 | 76 | 18.092 | 1:51.631 |
| 76 | 5.095 | 2:03.929 | 76 | 8.463 | 1:52.650 | 76 | 12.253 | 1:52.864 | 76 | 14.998 | 1:51.643 | 27 | 19.238 | 1:51.881 |
| 62 | 5.704 | 2:04.538 | 62 | 9.290 | 1:52.868 | 27 | 13.061 | 1:52.272 | 27 | 15.894 | 1:51.731 | 62 | 21.925 | 1:53.169 |
| 21 | 6.675 | 2:05.509 | 27 | 9.863 | 1:52.253 | 62 | 13.655 | 1:53.439 | 62 | 17.293 | 1:52.536 | 21 | 23.564 | 1:53.146 |
| 27 | 6.892 | 2:05.726 | 21 | 11.240 | 1:53.847 | 21 | 14.952 | 1:52.786 | 21 | 18.955 | 1:52.901 | 58 | 28.079 | 1:53.031 |
| 58 | 7.667 | 2:06.501 | 58 | 13.329 | 1:54.944 | 58 | 18.989 | 1:54.734 | 58 | 23.585 | 1:53.494 | 7 | 28.335 | 2:08.084 |
| 42 | 8.903 | 2:07.737 | 42 | 14.572 | 1:54.951 | 42 | 19.808 | 1:54.310 | 42 | 24.332 | 1:53.422 | 42 | 29.632 | 1:53.837 |
| 18 | 10.059 | 2:08.893 | 18 | 15.427 | 1:54.650 | 18 | 20.836 | 1:54.483 | 18 | 26.263 | 1:54.325 | 18 | 32.154 | 1:54.428 |
| 26 | 10.809 | 2:09.643 | 26 | 20.089 | 1:58.562 | 97 | 28.238 | 1:56.957 | 97 | 35.375 | 1:56.035 | 97 | 42.710 | 1:55.872 |
| 97 | 12.463 | 2:11.297 | 97 | 20.355 | 1:57.174 | 26 | 29.260 | 1:58.245 | 26 | 37.383 | 1:57.021 | 26 | 44.147 | 1:55.301 |
| 25 | 13.419 | 2:12.253 | 25 | 20.826 | 1:56.689 | 48 | 30.058 | 1:56.677 | 48 | 38.063 | 1:56.903 | 48 | 44.622 | 1:55.096 |
| 48 | 14.847 | 2:13.681 | 48 | 22.455 | 1:56.890 | 25 | 30.553 | 1:58.801 | 25 | 38.432 | 1:56.777 | 25 | 45.286 | 1:55.391 |

Weather / Track : Cloudy / Drying

Cadwell Park
 Circuit Length = 2.1870 miles
 Start: 14:42 End: 15:00

Golf GTi Championship - Groups B & C

RACE 11 - LAP CHART

| Lap 6 | | | Lap 7 | | | Lap 8 | | | Lap 9 | | |
|-------|--------|----------|-------|--------|----------|-------|----------|----------|-------|----------|----------|
| No | Behind | Laptime | No | Behind | Laptime | No | Behind | Laptime | No | Behind | Laptime |
| 33 | | 1:48.686 | 33 | | 1:49.206 | 33 | | 1:49.052 | 33 | | 1:49.200 |
| 12 | 0.605 | 1:48.587 | 12 | 0.489 | 1:49.090 | 12 | 0.310 | 1:48.873 | 12 | 0.730 | 1:49.620 |
| 5 | 4.474 | 1:49.665 | 5 | 5.462 | 1:50.194 | 5 | 6.086 | 1:49.676 | 5 | 7.118 | 1:50.232 |
| 98 | 20.348 | 1:51.935 | 76 | 23.145 | 1:51.392 | 76 | 25.522 | 1:51.429 | 76 | 26.786 | 1:50.464 |
| 76 | 20.959 | 1:51.553 | 27 | 25.749 | 1:52.889 | 27 | 27.201 | 1:50.504 | 27 | 28.641 | 1:50.640 |
| 27 | 22.066 | 1:51.514 | 98 | 26.174 | 1:55.032 | 98 | 28.780 | 1:51.658 | 98 | 30.600 | 1:51.020 |
| 62 | 26.241 | 1:53.002 | 62 | 29.560 | 1:52.525 | 62 | 32.715 | 1:52.207 | 62 | 36.534 | 1:53.019 |
| 21 | 27.057 | 1:52.179 | 21 | 30.267 | 1:52.416 | 21 | 33.501 | 1:52.286 | 7 | 36.646 | 1:51.290 |
| 58 | 31.480 | 1:52.087 | 7 | 33.725 | 1:51.035 | 7 | 34.556 | 1:49.883 | 21 | 37.727 | 1:53.426 |
| 7 | 31.896 | 1:52.247 | 58 | 34.957 | 1:52.683 | 58 | 37.262 | 1:51.357 | 58 | 38.996 | 1:50.934 |
| 42 | 33.407 | 1:52.461 | 42 | 36.901 | 1:52.700 | 42 | 39.683 | 1:51.834 | 42 | 43.179 | 1:52.696 |
| 18 | 36.837 | 1:53.369 | 18 | 39.741 | 1:52.110 | 18 | 42.116 | 1:51.427 | 18 | 44.882 | 1:51.966 |
| 97 | 50.271 | 1:56.247 | 97 | 56.167 | 1:55.102 | 97 | 1:02.379 | 1:55.264 | 48 | 1:07.609 | 1:53.861 |
| 26 | 50.807 | 1:55.346 | 26 | 56.841 | 1:55.240 | 48 | 1:02.948 | 1:54.417 | 97 | 1:09.223 | 1:56.044 |
| 48 | 51.173 | 1:55.237 | 48 | 57.583 | 1:55.616 | 25 | 1:03.368 | 1:54.104 | 26 | 1:11.036 | 1:55.624 |
| 25 | 51.806 | 1:55.206 | 25 | 58.316 | 1:55.716 | 26 | 1:04.612 | 1:56.823 | 25 | 1:16.406 | 2:02.238 |

Weather / Track : Cloudy / Drying

Cadwell Park
 Circuit Length = 2.1870 miles
 Start: 14:42 End: 15:00

Club MSV Track Day Trophy

RACE 12 - CLASSIFICATION - AMENDED

| POS | NO | CL | NAME | ENTRY | LAPS | TIME | GAP | DIFF | MPH | BEST | ON |
|----------------|----|-----------------|-----------------------|---------------------------|------|-----------|---------|-----------|-------|------------|----|
| 1 | 48 | B | George WRIGHT | Team Tactics | 22 | 45:04.309 | | | 64.04 | 1:43.095 | 21 |
| 2 | 28 | A | Marcus BURNETT | Team Socram | 22 | 45:06.765 | 2.456 | 2.456 | 63.99 | 1:44.306 | 16 |
| 3 | 51 | A | Matt WALTON | Clio Cup 172 | 22 | 45:22.515 | 18.206 | 15.750 | 63.62 | 1:44.996 | 10 |
| 4 | 6 | A | THOMAS/CROFT | Team Cream Slice | 22 | 45:27.193 | 22.884 | 4.678 | 63.51 | 1:43.335 | 8 |
| 5 | 1 | C | JOSLIN/KOZLOWSKI | Joski Racing | 22 | 45:34.961 | 30.652 | 7.768 | 63.33 | 1:48.205 | 17 |
| 6 | 22 | B | LITTLEWOOD/LITTLEWOOD | Littlewood Racing | 22 | 45:37.257 | 32.948 | 2.296 | 63.27 | 1:46.521 | 9 |
| 7 | 70 | C | Neil NEWSTEAD | NN Racing | 22 | 45:42.809 | 38.500 | 5.552 | 63.15 | 1:45.577 | 9 |
| 8 | 37 | C | MEENAN/O'MAHONY | MOM Motorsport | 22 | 45:45.341 | 41.032 | 2.532 | 63.09 | 1:48.024 | 17 |
| 9 | 4 | D | HONEYBONE/BROWN | Apple Car Centre | 22 | 46:03.353 | 59.044 | 18.012 | 62.68 | 1:50.117 | 8 |
| 10 | 16 | C | Nigel WHITE | VW Racing | 21 | 45:19.482 | 1 lap | 1 lap | 60.79 | 1:46.993 | 20 |
| 11 | 89 | D | Paul MONTEITH | Flying Kiwi Racing | 21 | 45:26.669 | 1 lap | 7.187 | 60.63 | 1:53.958 | 20 |
| 12 | 18 | D | Michael BUXTON | Bernard The Donkey Racing | 21 | 46:40.511 | 1 lap | 1:13.842 | 59.03 | 1:55.469 | 9 |
| 13 | 57 | D | FREEMAN/FREEMAN | Carpe Diem | 21 | 46:41.498 | 1 lap | 0.987 | 59.01 | 1:55.283 | 9 |
| 14 | 61 | D | DOHERTY/SUMMER | Mazda MX5 | 21 | 46:47.094 | 1 lap | 5.596 | 58.89 | 1:59.047 | 8 |
| NOT CLASSIFIED | | | | | | | | | | | |
| DNF | 42 | D | ATKINSON/JEBSON | Podium Preparation | 9 | 18:13.183 | 13 laps | 12 laps | 64.81 | 1:51.898 | 8 |
| DNF | 20 | D | SHAW/SHAW | Speed Merchants | 9 | 18:13.589 | 13 laps | 0.406 | 64.79 | 1:50.742 | 8 |
| DNF | 64 | C | McHUGH/McHUGH | McQ Motorsport | 3 | 5:28.536 | 19 laps | 6 laps | 71.89 | 1:45.436 | 3 |
| DNF | 69 | B | DRUMMOND/GREEN | WMSS Motorsport | 2 | 4:00.349 | 20 laps | 1 lap | 65.51 | 1:53.823 | 2 |
| DNF | 11 | D | CARTER/ROBOTHAM | BS Racing | 1 | 4:57.569 | 21 laps | 1 lap | 26.45 | | |
| FASTEST LAP | | | | | | | | | | | |
| 48 | B | George WRIGHT | Team Tactics | | 21 | 1:43.095 | | 76.36 mph | | 122.90 kph | |
| 6 | A | THOMAS/CROFT | Team Cream Slice | | 8 | 1:43.335 | | 76.19 mph | | 122.61 kph | |
| 64 | C | McHUGH/McHUGH | McQ Motorsport | | 3 | 1:45.436 | | 74.67 mph | | 120.17 kph | |
| 4 | D | HONEYBONE/BROWN | Apple Car Centre | | 8 | 1:50.117 | | 71.49 mph | | 115.06 kph | |

Cars 18 & 70 - 30 Second penalty - Pit stop infringements

Weather / Track : Cloudy / Dry

These results are provisional until the conclusion of any judicial and technical matters.

Cadwell Park

Circuit Length = 2.1870 miles

Start: 15:08 End: 15:54

| | | | |
|-------------------|--|--------------|--|
| Clerk of Course : | | Timekeeper : | |
|-------------------|--|--------------|--|

Club MSV Track Day Trophy

RACE 12 - LAP CHART

| Lap 1 | | | Lap 2 | | | Lap 3 | | | Lap 4 | | | Lap 5 | | |
|-------|--------|----------|-------|--------|----------|-------|--------|----------|-------|----------|----------|-------|--------|----------|
| No | Behind | Laptime | No | Behind | Laptime | No | Behind | Laptime | No | Behind | Laptime | No | Behind | Laptime |
| 48 | | 1:51.973 | 28 | | 1:47.560 | 28 | | 1:45.023 | 28 | | 1:46.433 | 28 | | 2:31.734 |
| 28 | 0.662 | 1:52.635 | 6 | 0.263 | 1:47.545 | 6 | 0.443 | 1:45.203 | 6 | 0.384 | 1:46.374 | 6 | 0.760 | 2:32.110 |
| 6 | 0.940 | 1:52.913 | 48 | 0.930 | 1:49.152 | 48 | 1.439 | 1:45.532 | 48 | 1.513 | 1:46.507 | 48 | 1.592 | 2:31.813 |
| 51 | 3.239 | 1:55.212 | 51 | 1.604 | 1:46.587 | 51 | 2.085 | 1:45.504 | 51 | 2.149 | 1:46.497 | 51 | 2.497 | 2:32.082 |
| 64 | 4.684 | 1:56.657 | 64 | 2.905 | 1:46.443 | 64 | 3.318 | 1:45.436 | 70 | 5.984 | 1:47.223 | 70 | 3.000 | 2:28.750 |
| 22 | 6.597 | 1:58.570 | 70 | 5.179 | 1:45.841 | 70 | 5.194 | 1:45.038 | 22 | 13.152 | 1:49.924 | 22 | 3.996 | 2:22.578 |
| 70 | 7.560 | 1:59.533 | 22 | 7.297 | 1:48.922 | 22 | 9.661 | 1:47.387 | 37 | 17.085 | 1:49.739 | 37 | 5.134 | 2:19.783 |
| 37 | 9.044 | 2:01.017 | 37 | 9.906 | 1:49.084 | 37 | 13.779 | 1:48.896 | 1 | 34.784 | 1:59.807 | 1 | 7.144 | 2:04.094 |
| 42 | 13.395 | 2:05.368 | 1 | 16.182 | 1:50.742 | 1 | 21.410 | 1:50.251 | 16 | 38.769 | 1:57.819 | 16 | 15.181 | 2:08.146 |
| 1 | 13.662 | 2:05.635 | 42 | 19.794 | 1:54.621 | 16 | 27.383 | 1:51.707 | 4 | 39.365 | 1:57.051 | 4 | 15.966 | 2:08.335 |
| 69 | 14.553 | 2:06.526 | 69 | 20.154 | 1:53.823 | 4 | 28.747 | 1:52.509 | 42 | 40.260 | 1:55.845 | 42 | 16.942 | 2:08.416 |
| 4 | 15.578 | 2:07.551 | 16 | 20.699 | 1:53.032 | 42 | 30.848 | 1:56.077 | 20 | 42.522 | 1:57.358 | 20 | 18.456 | 2:07.668 |
| 16 | 15.889 | 2:07.862 | 4 | 21.261 | 1:53.905 | 20 | 31.597 | 1:53.944 | 89 | 1:06.910 | 2:08.113 | 89 | 43.884 | 2:08.708 |
| 89 | 17.081 | 2:09.054 | 20 | 22.676 | 1:52.714 | 89 | 45.230 | 1:58.513 | 57 | 1:08.201 | 2:05.975 | 57 | 45.137 | 2:08.670 |
| 20 | 18.184 | 2:10.157 | 89 | 31.740 | 2:02.881 | 57 | 48.659 | 1:57.427 | 18 | 1:08.865 | 2:05.457 | 18 | 46.538 | 2:09.407 |
| 61 | 24.472 | 2:16.445 | 57 | 36.255 | 1:59.685 | 18 | 49.841 | 1:57.092 | 61 | 1:16.829 | 2:05.145 | 61 | 54.833 | 2:09.738 |
| 57 | 24.792 | 2:16.765 | 18 | 37.772 | 2:00.563 | 61 | 58.117 | 2:01.691 | | | | | | |
| 18 | 25.431 | 2:17.404 | 61 | 41.449 | 2:05.199 | | | | | | | | | |

Weather / Track : Cloudy / Dry

Cadwell Park
 Circuit Length = 2.1870 miles
 Start: 15:08 End: 15:54

Club MSV Track Day Trophy

RACE 12 - LAP CHART

| Lap 6 | | | Lap 7 | | | Lap 8 | | | Lap 9 | | | Lap 10 | | |
|-------|--------|----------|-------|--------|----------|-------|--------|----------|-------|--------|----------|--------|----------|----------|
| No | Behind | Laptime | No | Behind | Laptime | No | Behind | Laptime | No | Behind | Laptime | No | Behind | Laptime |
| 28 | | 2:26.735 | 28 | | 2:10.461 | 6 | | 1:43.335 | 28 | | 1:45.090 | 28 | | 1:44.480 |
| 6 | 0.302 | 2:26.277 | 6 | 0.562 | 2:10.721 | 28 | 0.591 | 1:44.488 | 6 | 0.405 | 1:46.086 | 6 | 0.220 | 1:44.295 |
| 48 | 1.085 | 2:26.228 | 48 | 1.039 | 2:10.415 | 48 | 2.791 | 1:45.649 | 48 | 2.286 | 1:45.176 | 48 | 1.937 | 1:44.131 |
| 51 | 1.673 | 2:25.911 | 51 | 1.466 | 2:10.254 | 51 | 3.222 | 1:45.653 | 51 | 2.641 | 1:45.100 | 51 | 3.157 | 1:44.996 |
| 70 | 2.440 | 2:26.175 | 70 | 2.223 | 2:10.244 | 70 | 5.587 | 1:47.261 | 70 | 5.483 | 1:45.577 | 70 | 7.508 | 1:46.505 |
| 22 | 3.526 | 2:26.265 | 22 | 2.847 | 2:09.782 | 22 | 6.219 | 1:47.269 | 22 | 7.059 | 1:46.521 | 22 | 9.188 | 1:46.609 |
| 37 | 4.727 | 2:26.328 | 37 | 3.400 | 2:09.134 | 37 | 8.935 | 1:49.432 | 37 | 11.442 | 1:48.188 | 37 | 16.010 | 1:49.048 |
| 1 | 5.369 | 2:24.960 | 1 | 4.151 | 2:09.243 | 1 | 9.224 | 1:48.970 | 1 | 12.244 | 1:48.701 | 1 | 16.329 | 1:48.565 |
| 16 | 5.888 | 2:17.442 | 16 | 5.495 | 2:10.068 | 16 | 9.742 | 1:48.144 | 4 | 18.788 | 1:51.826 | 4 | 26.050 | 1:51.742 |
| 4 | 6.806 | 2:17.575 | 4 | 6.423 | 2:10.078 | 4 | 12.643 | 1:50.117 | 42 | 23.024 | 1:53.187 | 18 | 49.914 | 1:58.187 |
| 42 | 7.569 | 2:17.362 | 42 | 7.517 | 2:10.409 | 42 | 15.518 | 1:51.898 | 20 | 23.430 | 1:53.263 | 61 | 1:16.084 | 2:05.076 |
| 20 | 9.034 | 2:17.313 | 20 | 9.003 | 2:10.430 | 20 | 15.848 | 1:50.742 | 89 | 34.624 | 1:58.342 | | | |
| 89 | 17.890 | 2:00.741 | 89 | 10.991 | 2:03.562 | 89 | 21.963 | 1:54.869 | 57 | 34.745 | 1:55.283 | | | |
| 57 | 20.200 | 2:01.798 | 57 | 12.993 | 2:03.254 | 57 | 25.143 | 1:56.047 | 18 | 36.207 | 1:55.469 | | | |
| 18 | 22.523 | 2:02.720 | 18 | 14.410 | 2:02.348 | 18 | 26.419 | 1:55.906 | 61 | 55.488 | 1:59.823 | | | |
| 61 | 33.293 | 2:05.195 | 61 | 26.196 | 2:03.364 | 61 | 41.346 | 1:59.047 | | | | | | |

Weather / Track : Cloudy / Dry

Cadwell Park
 Circuit Length = 2.1870 miles
 Start: 15:08 End: 15:54

Club MSV Track Day Trophy

RACE 12 - LAP CHART

| Lap 11 | | | Lap 12 | | | Lap 13 | | | Lap 14 | | | Lap 15 | | |
|--------|----------|----------|--------|--------|----------|--------|--------|-------------------|--------|----------|----------|--------|----------|----------|
| No | Behind | Laptime | No | Behind | Laptime | No | Behind | Laptime | No | Behind | Laptime | No | Behind | Laptime |
| 28 | | 1:51.464 | 6 | | 2:33.577 | 18 | | 2:13.620 | 70 | | 1:48.671 | 70 | | 1:46.358 |
| 6 | 0.255 | 1:51.499 | 16 | 2 LAPS | 2:17.876 | 70 | 1 LAP | 2:11.602 | 28 | 6.797 | 1:45.762 | 28 | 4.756 | 1:44.317 |
| 48 | 1.178 | 1:50.705 | 18 | 28.841 | 2:06.220 | 1 | 1 LAP | 5:13.084 | 48 | 9.823 | 1:46.715 | 48 | 7.749 | 1:44.284 |
| 51 | 1.957 | 1:50.264 | 70 | 1 LAP | 4:49.192 | 22 | 1 LAP | 5:23.988 | 1 | 10.682 | 1:51.094 | 1 | 12.882 | 1:48.558 |
| 22 | 9.564 | 1:51.840 | 4 | 1 LAP | 4:43.955 | 28 | 1 LAP | 5:34.932 | 22 | 12.141 | 1:51.559 | 22 | 14.777 | 1:48.994 |
| 37 | 17.401 | 1:52.855 | 57 | 1 LAP | 2:27.855 | 48 | 1 LAP | 5:35.416 | 37 | 14.008 | 1:49.694 | 51 | 16.795 | 1:46.540 |
| 1 | 19.096 | 1:54.231 | 89 | 1 LAP | 2:11.870 | 4 | 1 LAP | 2:19.527 | 4 | 15.030 | 1:51.926 | 37 | 17.254 | 1:49.604 |
| 16 | 2 LAPS | 5:55.728 | 16 | 1 LAP | 2:13.610 | 37 | 1 LAP | 5:21.068 | 51 | 16.613 | 1:49.777 | 4 | 19.616 | 1:50.944 |
| 18 | 56.453 | 1:58.003 | | | | 51 | 1 LAP | 5:58.747 | 6 | 26.074 | 1:51.680 | 6 | 25.766 | 1:46.050 |
| 61 | 1:29.654 | 2:05.034 | | | | 57 | 1 LAP | 2:21.761 | 89 | 1:05.036 | 2:00.945 | 89 | 1:13.771 | 1:55.093 |
| 57 | 1 LAP | 4:34.943 | | | | 89 | 1 LAP | 2:09.347 | 18 | 1:07.763 | 5:18.958 | 57 | 1:29.544 | 2:06.891 |
| 89 | 1 LAP | 5:04.317 | | | | 61 | 1 LAP | 4:59.938 | 57 | 1:09.011 | 2:05.242 | 18 | 1:30.134 | 2:08.729 |
| | | | | | | 16 | 1 LAP | 2:20.483 | 61 | 1:15.879 | 2:03.200 | 61 | 1:31.197 | 2:01.676 |
| | | | | | | 70 | | 2:22.524 2:21.979 | 16 | 1:44.493 | 1:47.830 | 16 | 1:46.879 | 1:48.744 |
| | | | | | | 1 | | 2:30.783 2:14.896 | | | | | | |
| | | | | | | 22 | | 2:31.777 2:14.518 | | | | | | |
| | | | | | | 28 | | 2:32.230 2:13.591 | | | | | | |
| | | | | | | 4 | | 2:34.299 2:12.524 | | | | | | |
| | | | | | | 48 | | 2:34.303 2:14.002 | | | | | | |

Weather / Track : Cloudy / Dry

Cadwell Park
 Circuit Length = 2.1870 miles
 Start: 15:08 End: 15:54

Club MSV Track Day Trophy

RACE 12 - LAP CHART

| Lap 16 | | | Lap 17 | | | Lap 18 | | | Lap 19 | | | Lap 20 | | |
|--------|----------|----------|--------|----------|----------|--------|----------|----------|--------|--------|----------|--------|--------|----------|
| No | Behind | Laptime | No | Behind | Laptime | No | Behind | Laptime | No | Behind | Laptime | No | Behind | Laptime |
| 70 | | 1:47.223 | 70 | | 1:47.744 | 28 | | 1:47.379 | 28 | | 1:44.611 | 28 | | 1:46.723 |
| 28 | 1.839 | 1:44.306 | 18 | 1 LAP | 2:05.358 | 70 | 0.852 | 1:48.828 | 48 | 1.035 | 1:44.217 | 48 | 1.922 | 1:47.610 |
| 48 | 4.650 | 1:44.124 | 28 | 0.597 | 1:46.502 | 48 | 1.429 | 1:47.901 | 70 | 3.140 | 1:46.899 | 89 | 1 LAP | 1:57.662 |
| 1 | 14.138 | 1:48.479 | 16 | 1 LAP | 1:49.334 | 16 | 1 LAP | 1:52.082 | 16 | 1 LAP | 1:48.352 | 70 | 4.213 | 1:47.796 |
| 22 | 15.750 | 1:48.196 | 48 | 1.504 | 1:44.598 | 51 | 13.886 | 1:46.518 | 51 | 15.671 | 1:46.396 | 16 | 1 LAP | 1:48.332 |
| 51 | 15.928 | 1:46.356 | 1 | 14.599 | 1:48.205 | 61 | 1 LAP | 2:02.102 | 1 | 21.685 | 1:48.656 | 51 | 14.996 | 1:46.048 |
| 37 | 18.443 | 1:48.412 | 51 | 15.344 | 1:47.160 | 18 | 1 LAP | 2:02.276 | 22 | 24.683 | 1:50.722 | 1 | 23.434 | 1:48.472 |
| 4 | 23.399 | 1:51.006 | 22 | 17.872 | 1:49.866 | 1 | 17.640 | 1:51.017 | 6 | 25.025 | 1:50.186 | 6 | 23.648 | 1:45.346 |
| 6 | 24.360 | 1:45.817 | 37 | 18.723 | 1:48.024 | 57 | 1 LAP | 2:06.248 | 61 | 1 LAP | 2:00.791 | 22 | 27.000 | 1:49.040 |
| 89 | 1:21.412 | 1:54.864 | 6 | 22.827 | 1:46.211 | 22 | 18.572 | 1:48.676 | 18 | 1 LAP | 2:00.626 | 37 | 34.299 | 1:48.403 |
| 57 | 1:47.370 | 2:05.049 | 4 | 30.018 | 1:54.363 | 37 | 19.150 | 1:48.403 | 37 | 32.619 | 1:58.080 | 18 | 1 LAP | 1:57.403 |
| 61 | 1:47.584 | 2:03.610 | 89 | 1:28.644 | 1:54.976 | 6 | 19.450 | 1:44.599 | 57 | 1 LAP | 2:05.002 | 4 | 46.851 | 1:51.584 |
| | | | | | | 4 | 34.080 | 1:52.038 | 4 | 41.990 | 1:52.521 | 57 | 1 LAP | 2:05.208 |
| | | | | | | 89 | 1:36.180 | 1:55.512 | | | | 61 | 1 LAP | 2:28.682 |

Weather / Track : Cloudy / Dry

Cadwell Park
 Circuit Length = 2.1870 miles
 Start: 15:08 End: 15:54

**Club MSV Track Day Trophy
RACE 12 - LAP CHART**

| Lap 21 | | | Lap 22 | | |
|--------|--------|----------|--------|--------|----------|
| No | Behind | Laptime | No | Behind | Laptime |
| 28 | | 1:44.719 | 48 | | 1:45.066 |
| 48 | 0.298 | 1:43.095 | 28 | 2.456 | 1:47.820 |
| 70 | 6.405 | 1:46.911 | 70 | 8.500 | 1:47.459 |
| 89 | 1 LAP | 1:53.958 | 16 | 1 LAP | 1:47.561 |
| 16 | 1 LAP | 1:46.993 | 51 | 18.206 | 1:47.307 |
| 51 | 16.263 | 1:45.986 | 89 | 1 LAP | 1:55.977 |
| 6 | 23.552 | 1:44.623 | 6 | 22.884 | 1:44.696 |
| 1 | 27.435 | 1:48.720 | 1 | 30.652 | 1:48.581 |
| 22 | 30.130 | 1:47.849 | 22 | 32.948 | 1:48.182 |
| 37 | 37.637 | 1:48.057 | 37 | 41.032 | 1:48.759 |
| 18 | 1 LAP | 1:56.023 | 4 | 59.044 | 1:51.251 |
| 4 | 53.157 | 1:51.025 | 18 | 1 LAP | 1:58.742 |
| 57 | 1 LAP | 2:05.464 | 57 | 1 LAP | 2:05.034 |
| 61 | 1 LAP | 2:01.199 | 61 | 1 LAP | 1:59.564 |

Weather / Track : Cloudy / Dry

Cadwell Park
Circuit Length = 2.1870 miles
Start: 15:08 End: 15:54

Production BMW Championship - Groups A & C

RACE13 - CLASSIFICATION

| POS | NO | CL | NAME | ENTRY | LAPS | TIME | GAP | DIFF | MPH | BEST | ON |
|-----|-----|----|-----------------------|--------------|------|-----------|----------|--------|-------|----------|----|
| 1 | 5 | A | Ben WINROW | BMW 320i | 9 | 16:19.617 | | | 72.33 | 1:47.498 | 9 |
| 2 | 22 | C | Liam CRILLY | BMW E30 320i | 9 | 16:20.804 | 1.187 | 1.187 | 72.24 | 1:47.259 | 7 |
| 3 | 63 | A | Tim WILSON | BMW 320i | 9 | 16:21.529 | 1.912 | 0.725 | 72.19 | 1:47.479 | 3 |
| 4 | 36 | A | Kevin MAXTED | BMW E30 320i | 9 | 16:38.097 | 18.480 | 16.568 | 70.99 | 1:49.416 | 2 |
| 5 | 97 | C | Simon GLENN | BMW E30 320i | 9 | 16:44.936 | 25.319 | 6.839 | 70.51 | 1:50.153 | 3 |
| 6 | 6 | A | Andrew PARTRIDGE | BMW E30 320 | 9 | 16:48.956 | 29.339 | 4.020 | 70.22 | 1:50.264 | 5 |
| 7 | 57 | C | Graham COLLISON | BMW 320i | 9 | 16:49.073 | 29.456 | 0.117 | 70.22 | 1:49.970 | 7 |
| 8 | 147 | A | Kevin DENWOOD | BMW E30 | 9 | 16:49.517 | 29.900 | 0.444 | 70.19 | 1:49.531 | 8 |
| 9 | 72 | A | Stephen CARTER | BMW E30 318 | 9 | 16:50.336 | 30.719 | 0.819 | 70.13 | 1:50.124 | 9 |
| 10 | 69 | A | Andy STRONG | BMW E30 318 | 9 | 16:51.745 | 32.128 | 1.409 | 70.03 | 1:49.567 | 5 |
| 11 | 18 | C | Ian RUSSELL | BMW E30 | 9 | 16:52.707 | 33.090 | 0.962 | 69.96 | 1:49.392 | 6 |
| 12 | 43 | C | Miles HOWARD | BMW 320i | 9 | 17:07.346 | 47.729 | 14.639 | 68.97 | 1:50.044 | 5 |
| 13 | 25 | C | Simon BASSFORD | BMW 320i | 9 | 17:07.413 | 47.796 | 0.067 | 68.96 | 1:49.433 | 6 |
| 14 | 98 | C | Jerry BROWN | BMW E30 318i | 9 | 17:08.057 | 48.440 | 0.644 | 68.92 | 1:51.766 | 8 |
| 15 | 66 | A | Mike JONES | BMW E30 320 | 9 | 17:08.767 | 49.150 | 0.710 | 68.87 | 1:51.904 | 4 |
| 16 | 45 | A | Darren STAMP | BMW 318 | 9 | 17:13.302 | 53.685 | 4.535 | 68.57 | 1:51.945 | 5 |
| 17 | 21 | A | George SEALEY | BMW 320i | 9 | 17:14.209 | 54.592 | 0.907 | 68.51 | 1:51.317 | 8 |
| 18 | 88 | A | Geoff BEAVIS | BMW 318i | 9 | 17:16.527 | 56.910 | 2.318 | 68.36 | 1:52.171 | 7 |
| 19 | 46 | C | Aaron MORGAN | BMW 320 | 9 | 17:17.742 | 58.125 | 1.215 | 68.28 | 1:51.588 | 8 |
| 20 | 157 | C | Nick WOODWARD HARRIS | BMW 318i | 9 | 17:29.723 | 1:10.106 | 11.981 | 67.50 | 1:52.005 | 9 |
| 21 | 106 | A | Paul BROOKES | BMW E30 | 9 | 17:36.801 | 1:17.184 | 7.078 | 67.04 | 1:53.032 | 6 |
| 22 | 190 | C | Christopher LADBROOKE | BMW E30 320i | 9 | 17:47.651 | 1:28.034 | 10.850 | 66.36 | 1:55.554 | 6 |

NOT CLASSIFIED

| | | | | | | | | | | | |
|-----|-----|---|----------------|----------|---|----------|--------|--------|-------|----------|---|
| DNF | 144 | C | Stephen MURPHY | BMW 318i | 4 | 8:04.315 | 5 laps | 5 laps | 65.02 | 1:54.958 | 3 |
|-----|-----|---|----------------|----------|---|----------|--------|--------|-------|----------|---|

FASTEST LAP

| | | | | | | | |
|----|---|-------------|--------------|---|----------|-----------|------------|
| 22 | C | Liam CRILLY | BMW E30 320i | 7 | 1:47.259 | 73.40 mph | 118.13 kph |
| 63 | A | Tim WILSON | BMW 320i | 3 | 1:47.479 | 73.25 mph | 117.88 kph |

Weather / Track : Bright / Dry

These results are provisional until the conclusion of any judicial and technical matters.

Cadwell Park

Circuit Length = 2.1870 miles

Start: 16:06 End: 16:24

Clerk of Course :

Timekeeper :

Production BMW Championship - Groups A & C
RACE13 - LAP CHART

| Lap 1 | | | Lap 2 | | | Lap 3 | | | Lap 4 | | | Lap 5 | | |
|-------|--------|----------|-------|--------|----------|-------|--------|----------|-------|--------|----------|-------|--------|----------|
| No | Behind | Laptime | No | Behind | Laptime | No | Behind | Laptime | No | Behind | Laptime | No | Behind | Laptime |
| 5 | | 1:57.302 | 5 | | 1:48.046 | 5 | | 1:47.767 | 5 | | 1:47.561 | 5 | | 1:47.909 |
| 63 | 0.804 | 1:58.106 | 63 | 0.625 | 1:47.867 | 63 | 0.337 | 1:47.479 | 63 | 0.600 | 1:47.824 | 63 | 0.750 | 1:48.059 |
| 22 | 1.650 | 1:58.952 | 22 | 1.304 | 1:47.700 | 22 | 1.863 | 1:48.326 | 22 | 1.875 | 1:47.573 | 22 | 1.424 | 1:47.458 |
| 36 | 2.617 | 1:59.919 | 36 | 3.987 | 1:49.416 | 36 | 5.701 | 1:49.481 | 36 | 7.800 | 1:49.660 | 36 | 9.758 | 1:49.867 |
| 97 | 3.713 | 2:01.015 | 97 | 5.878 | 1:50.211 | 97 | 8.264 | 1:50.153 | 97 | 10.887 | 1:50.184 | 97 | 14.251 | 1:51.273 |
| 25 | 3.921 | 2:01.223 | 6 | 8.721 | 1:51.619 | 6 | 12.434 | 1:51.480 | 6 | 16.013 | 1:51.140 | 6 | 18.368 | 1:50.264 |
| 6 | 5.148 | 2:02.450 | 72 | 9.783 | 1:51.399 | 72 | 12.982 | 1:50.966 | 72 | 16.350 | 1:50.929 | 72 | 19.183 | 1:50.742 |
| 57 | 5.959 | 2:03.261 | 57 | 10.375 | 1:52.462 | 57 | 13.470 | 1:50.862 | 57 | 16.855 | 1:50.946 | 57 | 19.615 | 1:50.669 |
| 72 | 6.430 | 2:03.732 | 147 | 11.155 | 1:51.603 | 147 | 14.067 | 1:50.679 | 147 | 17.655 | 1:51.149 | 147 | 20.355 | 1:50.609 |
| 69 | 7.066 | 2:04.368 | 25 | 12.576 | 1:56.701 | 69 | 17.578 | 1:52.549 | 18 | 20.837 | 1:50.516 | 18 | 22.496 | 1:49.568 |
| 147 | 7.598 | 2:04.900 | 69 | 12.796 | 1:53.776 | 25 | 17.853 | 1:53.044 | 69 | 21.195 | 1:51.178 | 69 | 22.853 | 1:49.567 |
| 18 | 8.618 | 2:05.920 | 18 | 13.276 | 1:52.704 | 18 | 17.882 | 1:52.373 | 25 | 21.842 | 1:51.550 | 25 | 23.747 | 1:49.814 |
| 98 | 9.889 | 2:07.191 | 98 | 15.030 | 1:53.187 | 98 | 20.217 | 1:52.954 | 98 | 24.898 | 1:52.242 | 98 | 29.441 | 1:52.452 |
| 45 | 10.945 | 2:08.247 | 45 | 15.963 | 1:53.064 | 66 | 21.250 | 1:52.274 | 66 | 25.593 | 1:51.904 | 66 | 30.007 | 1:52.323 |
| 66 | 11.248 | 2:08.550 | 66 | 16.743 | 1:53.541 | 45 | 21.746 | 1:53.550 | 45 | 26.569 | 1:52.384 | 45 | 30.605 | 1:51.945 |
| 46 | 11.939 | 2:09.241 | 46 | 18.335 | 1:54.442 | 46 | 22.898 | 1:52.330 | 43 | 28.927 | 1:52.862 | 43 | 31.062 | 1:50.044 |
| 21 | 12.553 | 2:09.855 | 21 | 18.784 | 1:54.277 | 21 | 23.237 | 1:52.220 | 46 | 29.832 | 1:54.495 | 46 | 35.034 | 1:53.111 |
| 88 | 14.018 | 2:11.320 | 88 | 20.303 | 1:54.331 | 43 | 23.626 | 1:50.889 | 21 | 30.649 | 1:54.973 | 21 | 35.989 | 1:53.249 |
| 43 | 16.762 | 2:14.064 | 43 | 20.504 | 1:51.788 | 88 | 26.647 | 1:54.111 | 88 | 32.469 | 1:53.383 | 88 | 37.166 | 1:52.606 |
| 144 | 19.760 | 2:17.062 | 144 | 27.698 | 1:55.984 | 144 | 34.889 | 1:54.958 | 144 | 43.639 | 1:56.311 | 157 | 51.243 | 1:55.021 |
| 157 | 20.171 | 2:17.473 | 106 | 28.318 | 1:56.120 | 157 | 35.231 | 1:54.246 | 157 | 44.131 | 1:56.461 | 106 | 52.664 | 1:56.408 |
| 106 | 20.244 | 2:17.546 | 157 | 28.752 | 1:56.627 | 106 | 35.553 | 1:55.002 | 106 | 44.165 | 1:56.173 | 190 | 55.661 | 1:56.197 |
| 190 | 22.400 | 2:19.702 | 190 | 30.751 | 1:56.397 | 190 | 39.174 | 1:56.190 | 190 | 47.373 | 1:55.760 | | | |

Weather / Track : Bright / Dry

Cadwell Park
Circuit Length = 2.1870 miles
Start: 16:06 End: 16:24

Production BMW Championship - Groups A & C
RACE13 - LAP CHART

| Lap 6 | | | Lap 7 | | | Lap 8 | | | Lap 9 | | |
|-------|----------|----------|-------|----------|----------|-------|----------|----------|-------|----------|----------|
| No | Behind | Laptime | No | Behind | Laptime | No | Behind | Laptime | No | Behind | Laptime |
| 5 | | 1:47.733 | 5 | | 1:47.549 | 5 | | 1:48.252 | 5 | | 1:47.498 |
| 63 | 0.692 | 1:47.675 | 22 | 0.784 | 1:47.259 | 22 | 0.159 | 1:47.627 | 22 | 1.187 | 1:48.526 |
| 22 | 1.074 | 1:47.383 | 63 | 1.558 | 1:48.415 | 63 | 1.053 | 1:47.747 | 63 | 1.912 | 1:48.357 |
| 36 | 12.342 | 1:50.317 | 36 | 14.536 | 1:49.743 | 36 | 16.473 | 1:50.189 | 36 | 18.480 | 1:49.505 |
| 97 | 17.155 | 1:50.637 | 97 | 20.197 | 1:50.591 | 97 | 22.352 | 1:50.407 | 97 | 25.319 | 1:50.465 |
| 6 | 21.038 | 1:50.403 | 6 | 24.314 | 1:50.825 | 6 | 26.451 | 1:50.389 | 6 | 29.339 | 1:50.386 |
| 72 | 22.233 | 1:50.783 | 57 | 24.731 | 1:49.970 | 57 | 26.742 | 1:50.263 | 57 | 29.456 | 1:50.212 |
| 57 | 22.310 | 1:50.428 | 72 | 25.686 | 1:51.002 | 147 | 27.378 | 1:49.531 | 147 | 29.900 | 1:50.020 |
| 147 | 22.822 | 1:50.200 | 147 | 26.099 | 1:50.826 | 72 | 28.093 | 1:50.659 | 72 | 30.719 | 1:50.124 |
| 18 | 24.155 | 1:49.392 | 18 | 26.774 | 1:50.168 | 18 | 28.717 | 1:50.195 | 69 | 32.128 | 1:50.443 |
| 69 | 24.768 | 1:49.648 | 69 | 27.171 | 1:49.952 | 69 | 29.183 | 1:50.264 | 18 | 33.090 | 1:51.871 |
| 25 | 25.447 | 1:49.433 | 25 | 27.480 | 1:49.582 | 25 | 29.544 | 1:50.316 | 43 | 47.729 | 1:52.589 |
| 98 | 33.774 | 1:52.066 | 98 | 38.838 | 1:52.613 | 98 | 42.352 | 1:51.766 | 25 | 47.796 | 2:05.750 |
| 66 | 34.902 | 1:52.628 | 66 | 39.328 | 1:51.975 | 43 | 42.638 | 1:51.120 | 98 | 48.440 | 1:53.586 |
| 43 | 35.388 | 1:52.059 | 43 | 39.770 | 1:51.931 | 66 | 43.712 | 1:52.636 | 66 | 49.150 | 1:52.936 |
| 45 | 36.208 | 1:53.336 | 45 | 41.582 | 1:52.923 | 45 | 46.568 | 1:53.238 | 45 | 53.685 | 1:54.615 |
| 21 | 39.822 | 1:51.566 | 21 | 44.045 | 1:51.772 | 21 | 47.110 | 1:51.317 | 21 | 54.592 | 1:54.980 |
| 88 | 42.366 | 1:52.933 | 88 | 46.988 | 1:52.171 | 88 | 50.928 | 1:52.192 | 88 | 56.910 | 1:53.480 |
| 46 | 44.603 | 1:57.302 | 46 | 49.025 | 1:51.971 | 46 | 52.361 | 1:51.588 | 46 | 58.125 | 1:53.262 |
| 157 | 56.404 | 1:52.894 | 157 | 1:01.344 | 1:52.489 | 157 | 1:05.599 | 1:52.507 | 157 | 1:10.106 | 1:52.005 |
| 106 | 57.963 | 1:53.032 | 106 | 1:04.727 | 1:54.313 | 106 | 1:09.948 | 1:53.473 | 106 | 1:17.184 | 1:54.734 |
| 190 | 1:03.482 | 1:55.554 | 190 | 1:11.653 | 1:55.720 | 190 | 1:19.481 | 1:56.080 | 190 | 1:28.034 | 1:56.051 |

Weather / Track : Bright / Dry

Cadwell Park
 Circuit Length = 2.1870 miles
 Start: 16:06 End: 16:24

Monoposto 2000 & Classic

RACE 14 - CLASSIFICATION

| POS | NO | CL | NAME | ENTRY | LAPS | TIME | GAP | DIFF | MPH | BEST | ON |
|----------------|----|----|-------------------------|------------------------|------|-----------|-----------------|-----------|-------|------------|----|
| 1 | 1 | 2 | Tristan CLIFFE | Dallara F398 | 11 | 16:07.467 | | | 89.51 | 1:26.439 | 6 |
| 2 | 26 | 2 | Malcolm SCOTT | Dallara F398 | 11 | 16:10.977 | 3.510 | 3.510 | 89.19 | 1:26.260 | 6 |
| 3 | 4 | 2C | Jim BLOCKLEY | Ralt RT3 | 11 | 16:38.253 | 30.786 | 27.276 | 86.75 | 1:29.352 | 6 |
| 4 | 30 | 2 | Steve PATANIA | Dallara F301 | 11 | 16:47.983 | 40.516 | 9.730 | 85.91 | 1:29.890 | 6 |
| 5 | 9 | 2 | Richard PURCELL | Dallara F301 | 11 | 16:56.849 | 49.382 | 8.866 | 85.16 | 1:29.396 | 5 |
| 6 | 12 | 2C | Peter VENN | Anson SA4 | 11 | 16:57.062 | 49.595 | 0.213 | 85.15 | 1:30.118 | 7 |
| 7 | 34 | 2 | Graham READ | Dallara F300 | 11 | 17:18.128 | 1:10.661 | 21.066 | 83.42 | 1:31.970 | 6 |
| 8 | 37 | 2C | Mick KINGHORN | Mygale Formula Novis | 11 | 17:30.737 | 1:23.270 | 12.609 | 82.42 | 1:32.971 | 7 |
| 9 | 36 | 2C | Jared WOOD | Vauxhall Lotus Mk2 | 10 | 16:12.770 | 1 lap | 1 lap | 80.93 | 1:33.445 | 5 |
| 10 | 15 | 2C | Richard SNUGGS | Dallara F387 | 10 | 16:16.722 | 1 lap | 3.952 | 80.60 | 1:35.496 | 6 |
| 11 | 7 | 14 | Geoff FERN | JKS TFR 11 | 10 | 16:17.638 | 1 lap | 0.916 | 80.53 | 1:34.698 | 10 |
| 12 | 20 | 2C | Jeremy GOODMAN | Ralt RT3 | 10 | 16:18.227 | 1 lap | 0.589 | 80.48 | 1:32.993 | 6 |
| 13 | 32 | 2C | Terry CLARK | Formula Vauxhall Lotus | 10 | 16:18.944 | 1 lap | 0.717 | 80.42 | 1:34.715 | 5 |
| 14 | 33 | 2C | Francis PHILLIPS | Reynard 923 | 10 | 16:19.217 | 1 lap | 0.273 | 80.40 | 1:32.738 | 5 |
| 15 | 54 | 2C | Jim TIMMS | Van Diemen | 10 | 16:20.788 | 1 lap | 1.571 | 80.27 | 1:35.360 | 5 |
| 16 | 10 | 2 | Antonio IMPIERI | Formula Renault | 10 | 16:56.452 | 1 lap | 35.664 | 77.45 | 1:33.488 | 6 |
| NOT CLASSIFIED | | | | | | | | | | | |
| DNF | 82 | 2C | Steven GRIFFIN | Van Diemen FXF4 | 9 | 14:47.197 | 2 laps | 1 lap | 79.86 | 1:35.481 | 7 |
| DNF | 44 | 2C | Kevin OTWAY | Formula Vauxhall Lotus | 3 | 5:28.801 | 8 laps | 6 laps | 71.83 | 1:49.918 | 3 |
| FASTEST LAP | | | | | | | | | | | |
| 26 | 2 | 2 | Malcolm SCOTT | Dallara F398 | 6 | 1:26.260 | | 91.27 mph | | 146.88 kph | |
| 4 | 2C | 2C | Jim BLOCKLEY | Ralt RT3 | 6 | 1:29.352 | | 88.11 mph | | 141.80 kph | |
| 7 | 14 | 14 | Geoff FERN | JKS TFR 11 | 10 | 1:34.698 | | 83.13 mph | | 133.79 kph | |

Weather / Track : Cloudy / Dry
 These results are provisional until the conclusion of any judicial and technical matters.

Cadwell Park
 Circuit Length = 2.1870 miles
 Start: 16:36 End: 16:54

| | | | |
|-------------------|--|--------------|--|
| Clerk of Course : | | Timekeeper : | |
|-------------------|--|--------------|--|

Monoposto 2000 & Classic

RACE 14 - LAP CHART

| Lap 1 | | | Lap 2 | | | Lap 3 | | | Lap 4 | | | Lap 5 | | |
|-------|--------|----------|-------|--------|----------|-------|----------|----------|-------|--------|----------|-------|----------|----------|
| No | Behind | Laptime | No | Behind | Laptime | No | Behind | Laptime | No | Behind | Laptime | No | Behind | Laptime |
| 1 | | 1:33.188 | 1 | | 1:26.873 | 1 | | 1:27.273 | 1 | | 1:26.714 | 1 | | 1:26.552 |
| 26 | 1.229 | 1:34.417 | 26 | 1.600 | 1:27.244 | 26 | 1.210 | 1:26.883 | 26 | 0.904 | 1:26.408 | 26 | 0.637 | 1:26.285 |
| 4 | 3.238 | 1:36.426 | 4 | 6.463 | 1:30.098 | 4 | 8.676 | 1:29.486 | 4 | 11.398 | 1:29.436 | 4 | 14.824 | 1:29.978 |
| 30 | 5.383 | 1:38.571 | 30 | 9.441 | 1:30.931 | 30 | 12.763 | 1:30.595 | 30 | 16.510 | 1:30.461 | 30 | 20.328 | 1:30.370 |
| 12 | 7.710 | 1:40.898 | 12 | 13.747 | 1:32.910 | 12 | 18.620 | 1:32.146 | 9 | 22.746 | 1:30.395 | 9 | 25.590 | 1:29.396 |
| 34 | 9.837 | 1:43.025 | 9 | 16.676 | 1:33.216 | 9 | 19.065 | 1:29.662 | 12 | 24.569 | 1:32.663 | 12 | 29.236 | 1:31.219 |
| 44 | 9.847 | 1:43.035 | 34 | 18.518 | 1:35.554 | 34 | 24.654 | 1:33.409 | 34 | 30.344 | 1:32.404 | 34 | 36.521 | 1:32.729 |
| 33 | 10.211 | 1:43.399 | 37 | 24.223 | 1:38.046 | 37 | 32.065 | 1:35.115 | 37 | 40.035 | 1:34.684 | 37 | 46.510 | 1:33.027 |
| 9 | 10.333 | 1:43.521 | 36 | 27.127 | 1:40.370 | 36 | 34.983 | 1:35.129 | 36 | 42.949 | 1:34.680 | 36 | 49.842 | 1:33.445 |
| 37 | 13.050 | 1:46.238 | 10 | 28.116 | 1:41.111 | 10 | 35.977 | 1:35.134 | 10 | 43.479 | 1:34.216 | 10 | 50.462 | 1:33.535 |
| 20 | 13.155 | 1:46.343 | 15 | 29.642 | 1:40.530 | 15 | 37.905 | 1:35.536 | 15 | 46.812 | 1:35.621 | 15 | 56.223 | 1:35.963 |
| 36 | 13.630 | 1:46.818 | 7 | 30.725 | 1:42.415 | 7 | 38.496 | 1:35.044 | 7 | 47.323 | 1:35.541 | 7 | 56.808 | 1:36.037 |
| 10 | 13.878 | 1:47.066 | 32 | 31.515 | 1:41.882 | 32 | 41.094 | 1:36.852 | 32 | 49.859 | 1:35.479 | 32 | 58.022 | 1:34.715 |
| 7 | 15.183 | 1:48.371 | 54 | 32.472 | 1:41.869 | 54 | 42.290 | 1:37.091 | 54 | 51.115 | 1:35.539 | 54 | 59.923 | 1:35.360 |
| 15 | 15.985 | 1:49.173 | 82 | 33.412 | 1:42.058 | 82 | 43.014 | 1:36.875 | 82 | 52.268 | 1:35.968 | 20 | 1:00.499 | 1:34.311 |
| 32 | 16.506 | 1:49.694 | 44 | 38.822 | 1:55.848 | 20 | 46.330 | 1:34.529 | 20 | 52.740 | 1:33.124 | 82 | 1:02.233 | 1:36.517 |
| 54 | 17.476 | 1:50.664 | 20 | 39.074 | 1:52.792 | 33 | 49.845 | 1:34.347 | 33 | 56.347 | 1:33.216 | 33 | 1:02.533 | 1:32.738 |
| 82 | 18.227 | 1:51.415 | 33 | 42.771 | 1:59.433 | 44 | 1:01.467 | 1:49.918 | | | | | | |

Weather / Track : Cloudy / Dry

Cadwell Park
 Circuit Length = 2.1870 miles
 Start: 16:36 End: 16:54

Monoposto 2000 & Classic
RACE 14 - LAP CHART

| Lap 6 | | | Lap 7 | | | Lap 8 | | | Lap 9 | | | Lap 10 | | |
|-------|----------|----------|-------|----------|----------|-------|----------|----------|-------|----------|----------|--------|----------|----------|
| No | Behind | Laptime | No | Behind | Laptime | No | Behind | Laptime | No | Behind | Laptime | No | Behind | Laptime |
| 1 | | 1:26.439 | 1 | | 1:26.473 | 1 | | 1:26.908 | 1 | | 1:28.866 | 1 | | 1:30.891 |
| 26 | 0.458 | 1:26.260 | 26 | 0.437 | 1:26.452 | 26 | 0.754 | 1:27.225 | 26 | 0.290 | 1:28.402 | 15 | 1 LAP | 1:36.927 |
| 4 | 17.737 | 1:29.352 | 4 | 20.884 | 1:29.620 | 10 | 1 LAP | 2:19.065 | 54 | 1 LAP | 1:36.437 | 26 | 1.523 | 1:32.124 |
| 30 | 23.779 | 1:29.890 | 30 | 27.809 | 1:30.503 | 4 | 24.219 | 1:30.243 | 82 | 1 LAP | 1:36.462 | 7 | 1 LAP | 1:37.623 |
| 9 | 34.654 | 1:35.503 | 9 | 38.127 | 1:29.946 | 30 | 31.660 | 1:30.759 | 4 | 27.217 | 1:31.864 | 20 | 1 LAP | 1:37.604 |
| 12 | 34.963 | 1:32.166 | 12 | 38.608 | 1:30.118 | 9 | 41.552 | 1:30.333 | 10 | 1 LAP | 1:38.265 | 32 | 1 LAP | 1:36.559 |
| 34 | 42.052 | 1:31.970 | 34 | 48.284 | 1:32.705 | 12 | 41.833 | 1:30.133 | 30 | 33.658 | 1:30.864 | 33 | 1 LAP | 1:36.326 |
| 37 | 55.908 | 1:35.837 | 37 | 1:02.406 | 1:32.971 | 34 | 54.283 | 1:32.907 | 9 | 43.206 | 1:30.520 | 54 | 1 LAP | 1:35.389 |
| 36 | 57.370 | 1:33.967 | 36 | 1:04.763 | 1:33.866 | 37 | 1:08.546 | 1:33.048 | 12 | 43.839 | 1:30.872 | 82 | 1 LAP | 1:35.927 |
| 10 | 57.511 | 1:33.488 | 15 | 1:14.798 | 1:35.991 | 36 | 1:13.557 | 1:35.702 | 34 | 1:01.680 | 1:36.263 | 4 | 26.152 | 1:29.826 |
| 15 | 1:05.280 | 1:35.496 | 7 | 1:16.042 | 1:36.621 | 15 | 1:23.609 | 1:35.719 | 37 | 1:13.601 | 1:33.921 | 30 | 35.812 | 1:33.045 |
| 7 | 1:05.894 | 1:35.525 | 20 | 1:16.384 | 1:35.804 | 7 | 1:24.897 | 1:35.763 | 36 | 1:18.778 | 1:34.087 | 10 | 1 LAP | 1:37.305 |
| 32 | 1:06.308 | 1:34.725 | 32 | 1:16.434 | 1:36.599 | 20 | 1:25.122 | 1:35.646 | | | | 9 | 43.399 | 1:31.084 |
| 20 | 1:07.053 | 1:32.993 | 33 | 1:17.956 | 1:34.687 | 32 | 1:26.413 | 1:36.887 | | | | 12 | 43.689 | 1:30.741 |
| 54 | 1:09.347 | 1:35.863 | 54 | 1:19.827 | 1:36.953 | 33 | 1:26.949 | 1:35.901 | | | | 34 | 1:04.999 | 1:34.210 |
| 33 | 1:09.742 | 1:33.648 | 82 | 1:21.296 | 1:35.481 | | | | | | | 37 | 1:16.484 | 1:33.774 |
| 82 | 1:12.288 | 1:36.494 | | | | | | | | | | | | |

Weather / Track : Cloudy / Dry

Cadwell Park
 Circuit Length = 2.1870 miles
 Start: 16:36 End: 16:54

Monoposto 2000 & Classic

RACE 14 - LAP CHART

| Lap 11 | | |
|--------|----------|----------|
| No | Behind | Laptime |
| 1 | | 1:27.290 |
| 26 | 3.510 | 1:29.277 |
| 36 | 1 LAP | 1:44.706 |
| 15 | 1 LAP | 1:35.766 |
| 7 | 1 LAP | 1:34.698 |
| 20 | 1 LAP | 1:35.081 |
| 32 | 1 LAP | 1:35.552 |
| 33 | 1 LAP | 1:35.522 |
| 54 | 1 LAP | 1:35.623 |
| 4 | 30.786 | 1:31.924 |
| 30 | 40.516 | 1:31.994 |
| 10 | 1 LAP | 1:37.267 |
| 9 | 49.382 | 1:33.273 |
| 12 | 49.595 | 1:33.196 |
| 34 | 1:10.661 | 1:32.952 |
| 37 | 1:23.270 | 1:34.076 |

Weather / Track : Cloudy / Dry

Cadwell Park
Circuit Length = 2.1870 miles
Start: 16:36 End: 16:54

Golf GTi Championship - Groups A & C

RACE 15 - CLASSIFICATION

| POS | NO | CL | NAME | ENTRY | LAPS | TIME | GAP | DIFF | MPH | BEST | ON |
|-----|----|----|------------------|--------------|------|-----------|----------|--------|-------|----------|----|
| 1 | 85 | A | James BARK | Mk2 Golf GTI | 9 | 16:06.569 | | | 73.30 | 1:46.181 | 4 |
| 2 | 17 | A | Jamie MARTIN | Mk2 Golf GTI | 9 | 16:14.332 | 7.763 | 7.763 | 72.72 | 1:46.946 | 2 |
| 3 | 91 | A | Lewis HOPKINS | Mk2 Golf GTI | 9 | 16:14.731 | 8.162 | 0.399 | 72.69 | 1:46.241 | 2 |
| 4 | 6 | A | Darren BEDFORD | Mk2 Golf GTI | 9 | 16:29.497 | 22.928 | 14.766 | 71.61 | 1:48.449 | 6 |
| 5 | 47 | A | Simon TRAVES | Mk2 Golf GTI | 9 | 16:29.749 | 23.180 | 0.252 | 71.59 | 1:48.662 | 2 |
| 6 | 44 | A | Peter MILNE | Mk2 Golf GTI | 9 | 16:32.956 | 26.387 | 3.207 | 71.36 | 1:48.616 | 2 |
| 7 | 93 | A | Mark REYNOLDS | Mk2 Golf GTI | 9 | 16:48.967 | 42.398 | 16.011 | 70.22 | 1:50.651 | 2 |
| 8 | 76 | C | Clive BELTON | Mk2 Golf GTI | 9 | 16:49.433 | 42.864 | 0.466 | 70.19 | 1:50.277 | 2 |
| 9 | 98 | C | Alex HARRIS | Mk2 Golf GTI | 9 | 16:50.203 | 43.634 | 0.770 | 70.14 | 1:50.593 | 3 |
| 10 | 27 | C | Guy STEVENS | Mk2 Golf GTI | 9 | 16:50.889 | 44.320 | 0.686 | 70.09 | 1:49.823 | 4 |
| 11 | 88 | A | Adrian WARD | Mk2 Golf GTI | 9 | 17:04.580 | 58.011 | 13.691 | 69.15 | 1:51.086 | 7 |
| 12 | 62 | C | Andy HOLLEY | Mk2 Golf GTI | 9 | 17:09.679 | 1:03.110 | 5.099 | 68.81 | 1:50.488 | 3 |
| 13 | 21 | C | James HOLLAND | Mk2 Golf GTI | 9 | 17:12.562 | 1:05.993 | 2.883 | 68.62 | 1:50.642 | 7 |
| 14 | 70 | A | James HOWLINSON | Mk2 Golf GTI | 9 | 17:13.932 | 1:07.363 | 1.370 | 68.53 | 1:50.681 | 7 |
| 15 | 29 | A | Alistair SEDWELL | Mk2 Golf GTI | 9 | 17:14.132 | 1:07.563 | 0.200 | 68.51 | 1:50.776 | 4 |
| 16 | 42 | C | Dawn BOYD | Mk2 Golf GTI | 9 | 17:14.673 | 1:08.104 | 0.541 | 68.48 | 1:50.668 | 3 |
| 17 | 48 | C | Jonathon DONE | Mk2 Golf GTI | 9 | 17:20.363 | 1:13.794 | 5.690 | 68.10 | 1:52.601 | 7 |
| 18 | 63 | A | Dan GIBBS | Mk2 Golf GTI | 9 | 17:26.199 | 1:19.630 | 5.836 | 67.72 | 1:54.186 | 8 |
| 19 | 26 | C | Tim COX | Mk2 Golf GTI | 9 | 17:27.064 | 1:20.495 | 0.865 | 67.67 | 1:53.953 | 5 |
| 20 | 18 | C | Antony THEAKER | Mk2 Golf GTI | 9 | 17:27.509 | 1:20.940 | 0.445 | 67.64 | 1:51.743 | 3 |

NOT CLASSIFIED

| | | | | | | | | | | | |
|-----|----|---|---------------|--------------|---|----------|--------|--------|-------|----------|---|
| DNF | 97 | C | Rachel SMITH | Mk2 Golf GTI | 4 | 7:56.396 | 5 laps | 5 laps | 66.10 | 1:54.602 | 2 |
| DNF | 38 | A | Herry WRIGHT | Mk2 Golf GTI | 3 | 5:41.276 | 6 laps | 1 lap | 69.20 | 1:49.746 | 2 |
| DNF | 30 | A | Andy STENNING | Mk2 Golf GTI | 3 | 6:00.013 | 6 laps | 18.737 | 65.60 | 1:55.886 | 2 |

FASTEST LAP

| | | | | | | | |
|----|---|-------------|--------------|---|----------|-----------|------------|
| 85 | A | James BARK | Mk2 Golf GTI | 4 | 1:46.181 | 74.14 mph | 119.32 kph |
| 27 | C | Guy STEVENS | Mk2 Golf GTI | 4 | 1:49.823 | 71.68 mph | 115.37 kph |

Weather / Track : Cloudy / Dry

These results are provisional until the conclusion of any judicial and technical matters.

Cadwell Park

Circuit Length = 2.1870 miles

Start: 17:02 End: 17:20

Clerk of Course :

Timekeeper :

Golf GTi Championship - Groups A & C

RACE 15 - LAP CHART

| Lap 1 | | | Lap 2 | | | Lap 3 | | | Lap 4 | | | Lap 5 | | |
|-------|--------|----------|-------|--------|----------|-------|--------|----------|-------|--------|----------|-------|--------|----------|
| No | Behind | Laptime | No | Behind | Laptime | No | Behind | Laptime | No | Behind | Laptime | No | Behind | Laptime |
| 85 | | 1:53.200 | 85 | | 1:46.482 | 85 | | 1:46.696 | 85 | | 1:46.181 | 85 | | 1:46.936 |
| 17 | 1.576 | 1:54.776 | 17 | 2.040 | 1:46.946 | 17 | 2.313 | 1:46.969 | 17 | 3.242 | 1:47.110 | 17 | 3.884 | 1:47.578 |
| 91 | 2.837 | 1:56.037 | 91 | 2.596 | 1:46.241 | 91 | 2.836 | 1:46.936 | 91 | 3.847 | 1:47.192 | 91 | 4.240 | 1:47.329 |
| 47 | 4.270 | 1:57.470 | 47 | 6.450 | 1:48.662 | 47 | 8.636 | 1:48.882 | 47 | 11.233 | 1:48.778 | 47 | 12.983 | 1:48.686 |
| 6 | 4.892 | 1:58.092 | 6 | 7.402 | 1:48.992 | 6 | 9.381 | 1:48.675 | 6 | 12.274 | 1:49.074 | 6 | 14.166 | 1:48.828 |
| 44 | 5.943 | 1:59.143 | 44 | 8.077 | 1:48.616 | 44 | 10.245 | 1:48.864 | 44 | 12.932 | 1:48.868 | 44 | 14.891 | 1:48.895 |
| 93 | 6.777 | 1:59.977 | 93 | 10.946 | 1:50.651 | 38 | 14.898 | 1:50.441 | 93 | 21.456 | 1:50.880 | 93 | 25.542 | 1:51.022 |
| 29 | 7.769 | 2:00.969 | 38 | 11.153 | 1:49.746 | 93 | 16.757 | 1:52.507 | 29 | 22.235 | 1:50.776 | 29 | 26.203 | 1:50.904 |
| 38 | 7.889 | 2:01.089 | 29 | 12.085 | 1:50.798 | 29 | 17.640 | 1:52.251 | 76 | 22.571 | 1:50.645 | 76 | 26.633 | 1:50.998 |
| 88 | 9.137 | 2:02.337 | 76 | 13.619 | 1:50.277 | 76 | 18.107 | 1:51.184 | 98 | 23.246 | 1:50.636 | 98 | 27.079 | 1:50.769 |
| 76 | 9.824 | 2:03.024 | 98 | 14.894 | 1:51.071 | 98 | 18.791 | 1:50.593 | 27 | 23.940 | 1:49.823 | 27 | 27.605 | 1:50.601 |
| 98 | 10.305 | 2:03.505 | 27 | 16.568 | 1:51.384 | 27 | 20.298 | 1:50.426 | 42 | 25.869 | 1:50.739 | 42 | 30.854 | 1:51.921 |
| 42 | 11.204 | 2:04.404 | 42 | 17.339 | 1:52.617 | 42 | 21.311 | 1:50.668 | 62 | 26.641 | 1:51.213 | 62 | 31.087 | 1:51.382 |
| 27 | 11.666 | 2:04.866 | 62 | 17.817 | 1:52.259 | 62 | 21.609 | 1:50.488 | 88 | 31.443 | 1:52.334 | 88 | 36.388 | 1:51.881 |
| 62 | 12.040 | 2:05.240 | 88 | 19.807 | 1:57.152 | 88 | 25.290 | 1:52.179 | 18 | 32.718 | 1:52.703 | 63 | 48.854 | 1:55.021 |
| 30 | 13.347 | 2:06.547 | 18 | 21.149 | 1:53.735 | 18 | 26.196 | 1:51.743 | 63 | 40.769 | 1:54.908 | 21 | 48.864 | 1:54.806 |
| 18 | 13.896 | 2:07.096 | 30 | 22.751 | 1:55.886 | 63 | 32.042 | 1:55.136 | 21 | 40.994 | 1:53.219 | 70 | 49.071 | 1:54.514 |
| 63 | 15.034 | 2:08.234 | 63 | 23.602 | 1:55.050 | 26 | 32.426 | 1:55.269 | 70 | 41.493 | 1:54.931 | 48 | 49.334 | 1:54.082 |
| 26 | 15.675 | 2:08.875 | 26 | 23.853 | 1:54.660 | 70 | 32.743 | 1:54.983 | 48 | 42.188 | 1:53.659 | 26 | 49.724 | 1:53.953 |
| 70 | 16.009 | 2:09.209 | 70 | 24.456 | 1:54.929 | 30 | 33.635 | 1:57.580 | 26 | 42.707 | 1:56.462 | 18 | 55.036 | 2:09.254 |
| 21 | 16.937 | 2:10.137 | 21 | 25.324 | 1:54.869 | 21 | 33.956 | 1:55.328 | 97 | 43.837 | 1:55.680 | | | |
| 97 | 17.598 | 2:10.798 | 97 | 25.718 | 1:54.602 | 97 | 34.338 | 1:55.316 | | | | | | |
| 48 | 18.331 | 2:11.531 | 48 | 26.412 | 1:54.563 | 48 | 34.710 | 1:54.994 | | | | | | |

Weather / Track : Cloudy / Dry

Cadwell Park
 Circuit Length = 2.1870 miles
 Start: 17:02 End: 17:20

Golf GTi Championship - Groups A & C

RACE 15 - LAP CHART

| Lap 6 | | | Lap 7 | | | Lap 8 | | | Lap 9 | | |
|-------|----------|----------|-------|----------|----------|-------|----------|----------|-------|----------|----------|
| No | Behind | Laptime | No | Behind | Laptime | No | Behind | Laptime | No | Behind | Laptime |
| 85 | | 1:46.419 | 85 | | 1:47.105 | 85 | | 1:46.916 | 85 | | 1:46.634 |
| 17 | 4.975 | 1:47.510 | 17 | 5.808 | 1:47.938 | 17 | 6.443 | 1:47.551 | 17 | 7.763 | 1:47.954 |
| 91 | 5.373 | 1:47.552 | 91 | 6.277 | 1:48.009 | 91 | 7.419 | 1:48.058 | 91 | 8.162 | 1:47.377 |
| 47 | 15.323 | 1:48.759 | 6 | 17.722 | 1:48.631 | 6 | 20.454 | 1:49.648 | 6 | 22.928 | 1:49.108 |
| 6 | 16.196 | 1:48.449 | 47 | 18.008 | 1:49.790 | 47 | 20.946 | 1:49.854 | 47 | 23.180 | 1:48.868 |
| 44 | 19.336 | 1:50.864 | 44 | 21.801 | 1:49.570 | 44 | 24.061 | 1:49.176 | 44 | 26.387 | 1:48.960 |
| 93 | 30.420 | 1:51.297 | 93 | 34.293 | 1:50.978 | 93 | 38.277 | 1:50.900 | 93 | 42.398 | 1:50.755 |
| 76 | 30.875 | 1:50.661 | 76 | 34.828 | 1:51.058 | 76 | 38.767 | 1:50.855 | 76 | 42.864 | 1:50.731 |
| 98 | 31.258 | 1:50.598 | 98 | 35.444 | 1:51.291 | 98 | 39.664 | 1:51.136 | 98 | 43.634 | 1:50.604 |
| 27 | 32.109 | 1:50.923 | 27 | 36.058 | 1:51.054 | 27 | 40.144 | 1:51.002 | 27 | 44.320 | 1:50.810 |
| 62 | 38.165 | 1:53.497 | 62 | 44.442 | 1:53.382 | 88 | 52.856 | 1:52.096 | 88 | 58.011 | 1:51.789 |
| 29 | 43.378 | 2:03.594 | 88 | 47.676 | 1:51.086 | 62 | 52.971 | 1:55.445 | 62 | 1:03.110 | 1:56.773 |
| 88 | 43.695 | 1:53.726 | 29 | 50.839 | 1:54.566 | 29 | 55.595 | 1:51.672 | 21 | 1:05.993 | 1:50.889 |
| 42 | 46.301 | 2:01.866 | 42 | 57.001 | 1:57.805 | 21 | 1:01.738 | 1:51.269 | 70 | 1:07.363 | 1:50.713 |
| 21 | 53.848 | 1:51.403 | 21 | 57.385 | 1:50.642 | 42 | 1:02.915 | 1:52.830 | 29 | 1:07.563 | 1:58.602 |
| 70 | 55.000 | 1:52.348 | 70 | 58.576 | 1:50.681 | 70 | 1:03.284 | 1:51.624 | 42 | 1:08.104 | 1:51.823 |
| 48 | 56.137 | 1:53.222 | 48 | 1:01.633 | 1:52.601 | 48 | 1:07.737 | 1:53.020 | 48 | 1:13.794 | 1:52.691 |
| 63 | 57.543 | 1:55.108 | 63 | 1:04.772 | 1:54.334 | 63 | 1:12.042 | 1:54.186 | 63 | 1:19.630 | 1:54.222 |
| 26 | 57.923 | 1:54.618 | 26 | 1:05.009 | 1:54.191 | 26 | 1:12.247 | 1:54.154 | 26 | 1:20.495 | 1:54.882 |
| 18 | 1:00.456 | 1:51.839 | 18 | 1:05.375 | 1:52.024 | 18 | 1:12.693 | 1:54.234 | 18 | 1:20.940 | 1:54.881 |

Weather / Track : Cloudy / Dry

Cadwell Park
 Circuit Length = 2.1870 miles
 Start: 17:02 End: 17:20

Northern Sports & Saloon Car Championship

RACE 16 - CLASSIFICATION

| POS | NO | CL | NAME | ENTRY | LAPS | TIME | GAP | DIFF | MPH | BEST | ON |
|-----|----|----|------------------|------------------|------|-----------|----------|--------|-------|----------|----|
| 1 | 44 | B | Mike CUTT | BMW M3 | 10 | 17:04.620 | | | 76.83 | 1:39.939 | 2 |
| 2 | 57 | E | Brian MURPHY | Ginetta G20 | 10 | 17:13.520 | 8.900 | 8.900 | 76.17 | 1:41.668 | 2 |
| 3 | 15 | C | David COX | Peugeot 205 GTi | 10 | 17:15.973 | 11.353 | 2.453 | 75.99 | 1:41.688 | 4 |
| 4 | 96 | C | Richard RAISTON | Renault Clio | 10 | 17:19.631 | 15.011 | 3.658 | 75.72 | 1:41.857 | 2 |
| 5 | 67 | D | Peter DIXON | Honda Civic | 10 | 17:20.996 | 16.376 | 1.365 | 75.63 | 1:41.465 | 2 |
| 6 | 1 | D | Paul MOSS | Citroen Saxo | 10 | 17:29.949 | 25.329 | 8.953 | 74.98 | 1:43.462 | 8 |
| 7 | 24 | E | Alan McPHERSON | Formula 27 | 10 | 17:30.116 | 25.496 | 0.167 | 74.97 | 1:43.251 | 9 |
| 8 | 49 | B | Mike WILLIAMSON | Mitsubishi Evo 4 | 10 | 17:43.026 | 38.406 | 12.910 | 74.06 | 1:43.810 | 4 |
| 9 | 48 | A2 | Ron HARPER | Triumph Spitfire | 10 | 17:57.442 | 52.822 | 14.416 | 73.07 | 1:45.107 | 8 |
| 10 | 51 | E | Martyn LIGHTFOOT | Raw Striker TR | 10 | 17:58.256 | 53.636 | 0.814 | 73.01 | 1:44.577 | 8 |
| 11 | 17 | D | Simon GIBSON | Honda Integra | 10 | 18:05.274 | 1:00.654 | 7.018 | 72.54 | 1:46.682 | 2 |
| 12 | 16 | D | Mick STARKEY | Ford Fiesta | 10 | 18:05.545 | 1:00.925 | 0.271 | 72.52 | 1:46.531 | 9 |
| 13 | 21 | B | Ken HALL | Metro 6R4 | 10 | 18:14.237 | 1:09.617 | 8.692 | 71.95 | 1:45.817 | 3 |
| 14 | 98 | A1 | Andy WILSON | Ford RS Cosworth | 10 | 18:16.317 | 1:11.697 | 2.080 | 71.81 | 1:45.305 | 8 |
| 15 | 89 | B | Stephen KELL | Siera XR4x4 | 10 | 18:32.397 | 1:27.777 | 16.080 | 70.77 | 1:46.593 | 3 |
| 16 | 46 | B | Ian HUMPISSH | VW Beetle Rsi | 10 | 18:34.361 | 1:29.741 | 1.964 | 70.65 | 1:47.734 | 10 |
| 17 | 77 | E | Mark LEYBOURNE | Westfield SEIW | 10 | 18:35.150 | 1:30.530 | 0.789 | 70.60 | 1:47.507 | 10 |
| 18 | 36 | A2 | Clinton EWEN | Austin Mini | 10 | 18:37.161 | 1:32.541 | 2.011 | 70.47 | 1:45.191 | 10 |
| 19 | 88 | A1 | Jim SEMPLE | MMS RS200 | 10 | 18:55.659 | 1:51.039 | 18.498 | 69.32 | 1:47.185 | 4 |
| 20 | 31 | E | John HEWITSON | Westfield SE | 9 | 17:26.388 | 1 lap | 1 lap | 67.71 | 1:53.174 | 7 |
| 21 | 18 | H | Brian MORRIS | Datsun 240Z "G" | 9 | 18:23.047 | 1 lap | 56.659 | 64.23 | 1:48.717 | 4 |
| 22 | 37 | D | Helen ALLEN | Ford Fiesta XR2 | 9 | 19:07.696 | 1 lap | 44.649 | 61.73 | 2:02.953 | 7 |
| 23 | 34 | D | Michael STANLEY | Ford Fiesta | 8 | 17:05.819 | 2 laps | 1 lap | 61.39 | 2:04.111 | 5 |

NOT CLASSIFIED

| | | | | | | | | | | | |
|-----|----|---|------------------|------------------|---|-----------|--------|--------|-------|----------|---|
| DNF | 69 | D | Stephen THOMPSON | Ford Fiesta | 8 | 15:59.252 | 2 laps | | 65.66 | 1:54.874 | 8 |
| DNF | 53 | D | Jason SOUTH | Peugeot 205 Gti | 5 | 8:58.734 | 5 laps | 3 laps | 73.07 | 1:44.656 | 2 |
| DNF | 42 | B | David HEWITSON | Toyota Supra | 3 | 6:07.636 | 7 laps | 2 laps | 64.24 | 1:57.016 | 2 |
| DNF | 6 | E | James HAMILL | Teamtrain Saturn | 3 | 6:08.057 | 7 laps | 0.421 | 64.17 | 1:55.316 | 3 |
| DNF | 22 | E | Simon MAYNE | Fisher Fury | 2 | 3:37.121 | 8 laps | 1 lap | 72.52 | 1:44.602 | 2 |

FASTEST LAP

| | | | | | | | |
|----|----|--------------|------------------|---|----------|-----------|------------|
| 44 | B | Mike CUTT | BMW M3 | 2 | 1:39.939 | 78.77 mph | 126.78 kph |
| 67 | D | Peter DIXON | Honda Civic | 2 | 1:41.465 | 77.59 mph | 124.87 kph |
| 57 | E | Brian MURPHY | Ginetta G20 | 2 | 1:41.668 | 77.43 mph | 124.62 kph |
| 15 | C | David COX | Peugeot 205 GTi | 4 | 1:41.688 | 77.42 mph | 124.60 kph |
| 48 | A2 | Ron HARPER | Triumph Spitfire | 8 | 1:45.107 | 74.90 mph | 120.54 kph |
| 98 | A1 | Andy WILSON | Ford RS Cosworth | 8 | 1:45.305 | 74.76 mph | 120.32 kph |
| 18 | H | Brian MORRIS | Datsun 240Z "G" | 4 | 1:48.717 | 72.41 mph | 116.54 kph |

Weather / Track : Cloudy / Dry

These results are provisional until the conclusion of any judicial and technical matters.

Cadwell Park

Circuit Length = 2.1870 miles

Start: 17:31 End: 17:51

| | |
|-------------------|--------------|
| Clerk of Course : | Timekeeper : |
|-------------------|--------------|

Northern Sports & Saloon Car Championship

RACE 16 - LAP CHART

| Lap 1 | | | Lap 2 | | | Lap 3 | | | Lap 4 | | | Lap 5 | | |
|-------|--------|----------|-------|----------|----------|-------|----------|----------|-------|----------|----------|-------|----------|----------|
| No | Behind | Laptime | No | Behind | Laptime | No | Behind | Laptime | No | Behind | Laptime | No | Behind | Laptime |
| 44 | | 1:46.959 | 44 | | 1:39.939 | 44 | | 1:40.538 | 44 | | 1:41.047 | 44 | | 1:44.344 |
| 57 | 2.331 | 1:49.290 | 57 | 4.060 | 1:41.668 | 57 | 5.422 | 1:41.900 | 57 | 6.066 | 1:41.691 | 57 | 6.081 | 1:44.359 |
| 67 | 3.382 | 1:50.341 | 67 | 4.908 | 1:41.465 | 67 | 6.511 | 1:42.141 | 67 | 7.382 | 1:41.918 | 67 | 7.519 | 1:44.481 |
| 96 | 4.009 | 1:50.968 | 96 | 5.927 | 1:41.857 | 96 | 7.776 | 1:42.387 | 96 | 8.638 | 1:41.909 | 96 | 8.025 | 1:43.731 |
| 15 | 4.508 | 1:51.467 | 15 | 6.783 | 1:42.214 | 15 | 8.239 | 1:41.994 | 15 | 8.880 | 1:41.688 | 15 | 8.629 | 1:44.093 |
| 22 | 5.560 | 1:52.519 | 24 | 10.059 | 1:43.260 | 24 | 12.822 | 1:43.301 | 24 | 16.442 | 1:44.667 | 37 | 1 LAP | 2:09.664 |
| 24 | 6.738 | 1:53.697 | 22 | 10.223 | 1:44.602 | 1 | 16.160 | 1:44.441 | 1 | 18.647 | 1:43.534 | 34 | 1 LAP | 2:09.873 |
| 1 | 8.522 | 1:55.481 | 1 | 12.257 | 1:43.674 | 49 | 17.681 | 1:44.304 | 49 | 20.444 | 1:43.810 | 24 | 17.175 | 1:45.077 |
| 53 | 9.020 | 1:55.979 | 53 | 13.737 | 1:44.656 | 53 | 18.820 | 1:45.621 | 53 | 22.918 | 1:45.145 | 1 | 18.041 | 1:43.738 |
| 17 | 9.527 | 1:56.486 | 49 | 13.915 | 1:43.919 | 17 | 22.568 | 1:46.836 | 17 | 29.121 | 1:47.600 | 49 | 20.135 | 1:44.035 |
| 49 | 9.935 | 1:56.894 | 17 | 16.270 | 1:46.682 | 89 | 23.551 | 1:46.593 | 21 | 29.216 | 1:46.277 | 53 | 25.907 | 1:47.333 |
| 16 | 10.061 | 1:57.020 | 16 | 17.028 | 1:46.906 | 21 | 23.986 | 1:45.817 | 48 | 30.706 | 1:46.956 | 21 | 31.783 | 1:46.911 |
| 89 | 10.731 | 1:57.690 | 89 | 17.496 | 1:46.704 | 51 | 24.687 | 1:47.083 | 89 | 30.736 | 1:48.232 | 48 | 32.097 | 1:45.735 |
| 51 | 11.423 | 1:58.382 | 51 | 18.142 | 1:46.658 | 48 | 24.797 | 1:46.321 | 51 | 31.458 | 1:47.818 | 17 | 33.508 | 1:48.731 |
| 21 | 12.193 | 1:59.152 | 21 | 18.707 | 1:46.453 | 16 | 26.361 | 1:49.871 | 16 | 32.187 | 1:46.873 | 51 | 33.623 | 1:46.509 |
| 48 | 12.648 | 1:59.607 | 48 | 19.014 | 1:46.305 | 88 | 38.104 | 1:47.668 | 88 | 44.242 | 1:47.185 | 89 | 35.710 | 1:49.318 |
| 31 | 16.682 | 2:03.641 | 88 | 30.974 | 1:50.780 | 98 | 39.955 | 1:47.662 | 98 | 45.789 | 1:46.881 | 16 | 36.460 | 1:48.617 |
| 18 | 18.914 | 2:05.873 | 31 | 31.447 | 1:54.704 | 18 | 42.074 | 1:51.029 | 18 | 49.744 | 1:48.717 | 98 | 48.637 | 1:47.192 |
| 46 | 19.561 | 2:06.520 | 18 | 31.583 | 1:52.608 | 46 | 43.670 | 1:51.376 | 46 | 51.514 | 1:48.891 | 88 | 52.338 | 1:52.440 |
| 88 | 20.133 | 2:07.092 | 98 | 32.831 | 1:51.679 | 77 | 44.356 | 1:51.175 | 77 | 52.082 | 1:48.773 | 18 | 55.079 | 1:49.679 |
| 36 | 20.259 | 2:07.218 | 46 | 32.832 | 1:53.210 | 36 | 45.202 | 1:51.236 | 36 | 52.846 | 1:48.691 | 46 | 56.702 | 1:49.532 |
| 77 | 20.294 | 2:07.253 | 77 | 33.719 | 1:53.364 | 31 | 47.608 | 1:56.699 | 31 | 59.830 | 1:53.269 | 77 | 57.219 | 1:49.481 |
| 98 | 21.091 | 2:08.050 | 36 | 34.504 | 1:54.184 | 42 | 1:00.200 | 2:00.474 | 69 | 1:18.995 | 1:59.246 | 36 | 58.084 | 1:49.582 |
| 42 | 23.187 | 2:10.146 | 42 | 40.264 | 1:57.016 | 6 | 1:00.621 | 1:55.316 | | | | 31 | 1:11.653 | 1:56.167 |
| 6 | 24.609 | 2:11.568 | 69 | 42.751 | 1:56.368 | 69 | 1:00.796 | 1:58.583 | | | | 69 | 1:31.215 | 1:56.564 |
| 69 | 26.322 | 2:13.281 | 6 | 45.843 | 2:01.173 | 37 | 1:26.172 | 2:05.510 | | | | | | |
| 37 | 35.652 | 2:22.611 | 37 | 1:01.200 | 2:05.487 | 34 | 1:27.146 | 2:05.805 | | | | | | |
| 34 | 36.270 | 2:23.229 | 34 | 1:01.879 | 2:05.548 | | | | | | | | | |

Weather / Track : Cloudy / Dry

Cadwell Park
 Circuit Length = 2.1870 miles
 Start: 17:31 End: 17:51

Northern Sports & Saloon Car Championship

RACE 16 - LAP CHART

| Lap 6 | | | Lap 7 | | | Lap 8 | | | Lap 9 | | | Lap 10 | | |
|-------|----------|----------|-------|----------|----------|-------|----------|----------|-------|----------|----------|--------|----------|----------|
| No | Behind | Laptime | No | Behind | Laptime | No | Behind | Laptime | No | Behind | Laptime | No | Behind | Laptime |
| 44 | | 1:41.949 | 44 | | 1:42.116 | 44 | | 1:42.443 | 44 | | 1:42.888 | 44 | | 1:42.397 |
| 57 | 6.351 | 1:42.219 | 57 | 6.897 | 1:42.662 | 57 | 8.004 | 1:43.550 | 31 | 1 LAP | 1:55.917 | 34 | 2 LAPS | 2:06.743 |
| 15 | 9.719 | 1:43.039 | 69 | 1 LAP | 2:01.485 | 15 | 10.763 | 1:42.598 | 57 | 8.440 | 1:43.324 | 57 | 8.900 | 1:42.857 |
| 96 | 10.769 | 1:44.693 | 15 | 10.608 | 1:43.005 | 96 | 13.955 | 1:44.973 | 15 | 9.946 | 1:42.071 | 15 | 11.353 | 1:43.804 |
| 67 | 11.419 | 1:45.849 | 96 | 11.425 | 1:42.772 | 67 | 14.909 | 1:44.874 | 96 | 14.238 | 1:43.171 | 96 | 15.011 | 1:43.170 |
| 24 | 19.004 | 1:43.778 | 67 | 12.478 | 1:43.175 | 1 | 22.620 | 1:43.462 | 67 | 15.403 | 1:43.382 | 67 | 16.376 | 1:43.370 |
| 1 | 19.884 | 1:43.792 | 24 | 21.142 | 1:44.254 | 24 | 23.395 | 1:44.696 | 1 | 23.638 | 1:43.906 | 31 | 1 LAP | 1:57.279 |
| 49 | 22.832 | 1:44.646 | 1 | 21.601 | 1:43.833 | 69 | 1 LAP | 1:58.851 | 24 | 23.758 | 1:43.251 | 1 | 25.329 | 1:44.088 |
| 37 | 1 LAP | 2:04.599 | 49 | 24.957 | 1:44.241 | 49 | 27.553 | 1:45.039 | 18 | 1 LAP | 2:29.972 | 24 | 25.496 | 1:44.135 |
| 34 | 1 LAP | 2:04.111 | 48 | 43.260 | 1:48.635 | 48 | 45.924 | 1:45.107 | 49 | 30.178 | 1:45.513 | 49 | 38.406 | 1:50.625 |
| 21 | 36.550 | 1:46.716 | 21 | 44.018 | 1:49.584 | 51 | 46.573 | 1:44.577 | 69 | 1 LAP | 1:54.874 | 48 | 52.822 | 1:45.831 |
| 48 | 36.741 | 1:46.593 | 51 | 44.439 | 1:49.020 | 21 | 47.688 | 1:46.113 | 48 | 49.388 | 1:46.352 | 51 | 53.636 | 1:46.218 |
| 51 | 37.535 | 1:45.861 | 17 | 45.868 | 1:47.915 | 17 | 51.321 | 1:47.896 | 51 | 49.815 | 1:46.130 | 17 | 1:00.654 | 1:47.288 |
| 17 | 40.069 | 1:48.510 | 16 | 48.384 | 1:47.184 | 16 | 53.068 | 1:47.127 | 17 | 55.763 | 1:47.330 | 16 | 1:00.925 | 1:46.611 |
| 16 | 43.316 | 1:48.805 | 37 | 1 LAP | 2:05.530 | 98 | 1:00.869 | 1:45.305 | 16 | 56.711 | 1:46.531 | 21 | 1:09.617 | 1:46.918 |
| 89 | 51.346 | 1:57.585 | 34 | 1 LAP | 2:05.786 | 89 | 1:10.594 | 1:50.876 | 98 | 1:04.915 | 1:46.934 | 98 | 1:11.697 | 1:49.179 |
| 98 | 53.348 | 1:46.660 | 98 | 58.007 | 1:46.775 | 37 | 1 LAP | 2:02.953 | 21 | 1:05.096 | 2:00.296 | 18 | 1 LAP | 2:35.437 |
| 18 | 1:02.111 | 1:48.981 | 89 | 1:02.161 | 1:52.931 | 46 | 1:18.019 | 1:50.940 | 89 | 1:20.345 | 1:52.639 | 89 | 1:27.777 | 1:49.829 |
| 46 | 1:03.618 | 1:48.865 | 46 | 1:09.522 | 1:48.020 | 77 | 1:18.663 | 1:50.834 | 46 | 1:24.404 | 1:49.273 | 46 | 1:29.741 | 1:47.734 |
| 77 | 1:04.287 | 1:49.017 | 77 | 1:10.272 | 1:48.101 | 36 | 1:19.392 | 1:50.672 | 77 | 1:25.420 | 1:49.645 | 77 | 1:30.530 | 1:47.507 |
| 36 | 1:04.926 | 1:48.791 | 36 | 1:11.163 | 1:48.353 | 34 | 1 LAP | 2:04.724 | 36 | 1:29.747 | 1:53.243 | 36 | 1:32.541 | 1:45.191 |
| 88 | 1:06.759 | 1:56.370 | 88 | 1:16.666 | 1:52.023 | 88 | 1:24.500 | 1:50.277 | 88 | 1:35.236 | 1:53.624 | 88 | 1:51.039 | 1:58.200 |
| 31 | 1:25.242 | 1:55.538 | 18 | 1:20.746 | 2:00.751 | | | | 37 | 1 LAP | 2:07.619 | 37 | 1 LAP | 2:03.723 |
| | | | 31 | 1:36.300 | 1:53.174 | | | | | | | | | |

Weather / Track : Cloudy / Dry

Cadwell Park
 Circuit Length = 2.1870 miles
 Start: 17:31 End: 17:51