



# TOP HAT RACE DAY

**Brands Hatch Indy Circuit**

**28th May 2011**



**Results Provided by Timing Solutions Ltd**  
[www.tsl-timing.com](http://www.tsl-timing.com)

# Cloth Cap with XK Challenge

## QUALIFYING - RACE 1 - CLASSIFICATION

POS	NO	CL	NAME	ENTRY	TIME	ON	LAPS	GAP	DIFF	MPH
1	48	CCB	<b>SCHRYVER / HADFIELD</b>	Lotus Elan 26R	<b>55.821</b>	6	18			77.30
2	77	CCA	<b>BLOOH / NUNN</b>	TVR Griffith	<b>58.768</b>	16	21	<b>2.947</b>	2.947	73.42
3	10	CCB	<b>Karl WETHERELL</b>	Triumph TR4	<b>59.722</b>	19	21	<b>3.901</b>	0.954	72.25
4	50	CCA	<b>SMITHIES / CLARKSON</b>	Austin Healey 3000 Mk1	<b>59.915</b>	10	22	<b>4.094</b>	0.193	72.01
5	17	CCA	<b>Gavin HENDERSON</b>	AC Cobra	<b>1:00.080</b>	10	16	<b>4.259</b>	0.165	71.82
6	69	CCB	<b>WILLS / TWYMAN</b>	Lotus Elite	<b>1:00.362</b>	3	21	<b>4.541</b>	0.282	71.48
7	62	CCA	<b>JAMES / WEST</b>	Sunbeam Tiger	<b>1:00.988</b>	19	21	<b>5.167</b>	0.626	70.75
8	72	CCB	<b>SLEEP / WYKEHAM</b>	MGB	<b>1:01.431</b>	22	24	<b>5.610</b>	0.443	70.24
9	2	XK	<b>KEITH-LUCAS / FLOYD</b>	Jaguar XK120 Roadster	<b>1:01.585</b>	17	21	<b>5.764</b>	0.154	70.06
10	44	XK	<b>SKIPWORTH / DEAN</b>	Jaguar XK120	<b>1:01.604</b>	17	22	<b>5.783</b>	0.019	70.04
11	91	CCA	<b>MERRY / DICK</b>	Sunbeam Tiger	<b>1:01.806</b>	7	21	<b>5.985</b>	0.202	69.81
12	13	XK	<b>Nik ROCHEZ</b>	Jaguar XK150 FHC	<b>1:02.948</b>	17	20	<b>7.127</b>	1.142	68.54
13	22	XK	<b>GOMM / KEITH-LUCAS</b>	Jaguar XK150	<b>1:03.215</b>	20	21	<b>7.394</b>	0.267	68.25
14	75	CCA	<b>Rory HENDERSON</b>	Austin Healey 3000 MkII	<b>1:04.083</b>	10	11	<b>8.262</b>	0.868	67.33
15	14	XK	<b>Colin YOULE</b>	Jaguar XK120	<b>1:04.370</b>	7	9	<b>8.549</b>	0.287	67.03
16	23	XK	<b>LOVE / LOGUE</b>	Jaguar XK150	<b>1:05.231</b>	10	12	<b>9.410</b>	0.861	66.15
17	40	XK	<b>KEITH-LUCAS / SKIPWORTH</b>	Jaguar XK150S FHC	<b>1:05.362</b>	6	21	<b>9.541</b>	0.131	66.01
18	35	XK	<b>Neil Rodney WATSON</b>	Jaguar XK120	<b>1:05.999</b>	20	21	<b>10.178</b>	0.637	65.38
19	21	CCB	<b>GOLDSMITH / JONES</b>	Mercedes 190 SLR	<b>1:06.030</b>	8	19	<b>10.209</b>	0.031	65.34
20	5	XK	<b>Richard HACKETT</b>	Jaguar XK120 OTS	<b>1:07.397</b>	19	20	<b>11.576</b>	1.367	64.02
21	66	CCB	<b>PEARSON / DEVINE</b>	Triumph TR4	<b>1:13.245</b>	2	2	<b>17.424</b>	5.848	58.91

Car Nos. 2 & 17 - require working transponders - Q.12.2.1

Brands Hatch Indy  
Circuit Length = 1.1986 miles  
Start: 09:14 End: 09:41

Weather / Track : Cloudy / Dry  
These results are provisional until the conclusion of any judicial and technical matters.

Clerk of Course :		Timekeeper :
-------------------	--	--------------

## Cloth Cap with XK Challenge

### QUALIFYING - RACE 1 - LAP ANALYSIS

<b>2</b>	<b>KEITH-LUCAS / FLOYD</b>		XK Jaguar XK120 Roadster				
1 -	1:04.546	+ 2.961	9:17:25.255	12 -	1:05.594	+ 4.009	9:30:49.752
2 -	1:02.907	+ 1.322	9:18:28.162	13 -	1:05.209	+ 3.624	9:31:54.961
3 -	1:02.773	+ 1.188	9:19:30.935	14 -	1:02.664	+ 1.079	9:32:57.625
4 -	1:02.552	+ 0.967	9:20:33.487	15 -	1:04.036	+ 2.451	9:34:01.661
5 -	1:02.739	+ 1.154	9:21:36.226	16 -	1:01.996	+ 0.411	9:35:03.657
6 -	1:02.577	+ 0.992	9:22:38.803	17 -	<b>1:01.585</b>		<b>9:36:05.242</b>
7 -	1:02.146	+ 0.561	9:23:40.949	18 -	1:02.093	+ 0.508	9:37:07.335
8 -	1:02.317	+ 0.732	9:24:43.266	19 -	1:02.463	+ 0.878	9:38:09.798
9 -	1:02.408	+ 0.823	9:25:45.674	20 -	1:03.354	+ 1.769	9:39:13.152
10 -	2:39.869 P	+ 1:38.284	9:28:25.543	21 -	1:02.074	+ 0.489	9:40:15.226
11 -	1:18.615	+ 17.030	9:29:44.158				
<b>5</b>	<b>Richard HACKETT</b>		XK Jaguar XK120 OTS				
1 -	1:17.443	+ 10.046	9:16:37.734	11 -	1:11.669	+ 4.272	9:28:38.952
2 -	1:11.444	+ 4.047	9:17:49.178	12 -	1:11.022	+ 3.625	9:29:49.974
3 -	1:14.453	+ 7.056	9:19:03.631	13 -	1:09.089	+ 1.692	9:30:59.063
4 -	1:12.005	+ 4.608	9:20:15.636	14 -	1:08.261	+ 0.864	9:32:07.324
5 -	1:12.701	+ 5.304	9:21:28.337	15 -	1:09.440	+ 2.043	9:33:16.764
6 -	1:11.415	+ 4.018	9:22:39.752	16 -	1:10.415	+ 3.018	9:34:27.179
7 -	1:12.075	+ 4.678	9:23:51.827	17 -	1:08.341	+ 0.944	9:35:35.520
8 -	1:12.209	+ 4.812	9:25:04.036	18 -	1:09.125	+ 1.728	9:36:44.645
9 -	1:12.231	+ 4.834	9:26:16.267	19 -	<b>1:07.397</b>		<b>9:37:52.042</b>
10 -	1:11.016	+ 3.619	9:27:27.283	20 -	1:29.487 P	+ 22.090	9:39:21.529
<b>10</b>	<b>Karl WETHERELL</b>		CCB Triumph TR4				
1 -	1:15.511	+ 15.789	9:16:46.525	12 -	1:01.299	+ 1.577	9:28:05.391
2 -	1:04.117	+ 4.395	9:17:50.642	13 -	59.984	+ 0.262	9:29:05.375
3 -	1:02.788	+ 3.066	9:18:53.430	14 -	3:30.706 P	+ 2:30.984	9:32:36.081
4 -	1:01.928	+ 2.206	9:19:55.358	15 -	1:20.825	+ 21.103	9:33:56.906
5 -	1:03.101	+ 3.379	9:20:58.459	16 -	1:04.352	+ 4.630	9:35:01.258
6 -	1:00.606	+ 0.884	9:21:59.065	17 -	1:00.211	+ 0.489	9:36:01.469
7 -	1:00.576	+ 0.854	9:22:59.641	18 -	1:00.581	+ 0.859	9:37:02.050
8 -	1:02.400	+ 2.678	9:24:02.041	19 -	<b>59.722</b>		<b>9:38:01.772</b>
9 -	1:00.801	+ 1.079	9:25:02.842	20 -	1:00.226	+ 0.504	9:39:01.998
10 -	1:00.341	+ 0.619	9:26:03.183	21 -	59.989	+ 0.267	9:40:01.987
11 -	1:00.909	+ 1.187	9:27:04.092				
<b>13</b>	<b>Nik ROCHEZ</b>		XK Jaguar XK150 FHC				
1 -	1:17.882	+ 14.934	9:16:29.042	11 -	1:06.061	+ 3.113	9:30:18.565
2 -	1:09.381	+ 6.433	9:17:38.423	12 -	1:05.839	+ 2.891	9:31:24.404
3 -	1:09.326	+ 6.378	9:18:47.749	13 -	1:04.046	+ 1.098	9:32:28.450
4 -	1:07.236	+ 4.288	9:19:54.985	14 -	1:04.494	+ 1.546	9:33:32.944
5 -	1:07.827	+ 4.879	9:21:02.812	15 -	1:04.786	+ 1.838	9:34:37.730
6 -	1:05.929	+ 2.981	9:22:08.741	16 -	1:04.357	+ 1.409	9:35:42.087
7 -	1:04.291	+ 1.343	9:23:13.032	17 -	<b>1:02.948</b>		<b>9:36:45.035</b>
8 -	3:40.397 P	+ 2:37.449	9:26:53.429	18 -	1:03.652	+ 0.704	9:37:48.687
9 -	1:12.380	+ 9.432	9:28:05.809	19 -	1:05.218	+ 2.270	9:38:53.905
10 -	1:06.695	+ 3.747	9:29:12.504	20 -	1:04.046	+ 1.098	9:39:57.951
<b>14</b>	<b>Colin YOULE</b>		XK Jaguar XK120				
1 -	1:16.551	+ 12.181	9:16:42.487	6 -	1:04.785	+ 0.415	9:22:19.422
2 -	1:07.729	+ 3.359	9:17:50.216	7 -	<b>1:04.370</b>		<b>9:23:23.792</b>
3 -	1:12.884	+ 8.514	9:19:03.100	8 -	1:04.882	+ 0.512	9:24:28.674
4 -	1:05.404	+ 1.034	9:20:08.504	9 -	1:38.180 P	+ 33.810	9:26:06.854
5 -	1:06.133	+ 1.763	9:21:14.637				
<b>17</b>	<b>Gavin HENDERSON</b>		CCA AC Cobra				
1 -	1:04.717	+ 4.637	9:18:42.464	9 -	1:01.770	+ 1.690	9:27:01.768
2 -	1:03.074	+ 2.994	9:19:45.538	10 -	<b>1:00.080</b>		<b>9:28:01.848</b>
3 -	1:02.659	+ 2.579	9:20:48.197	11 -	1:02.958	+ 2.878	9:29:04.806
4 -	1:03.122	+ 3.042	9:21:51.319	12 -	3:44.817 P	+ 2:44.737	9:32:49.623

Car Nos. 2 & 17 - require working transponders - Q.12.2.1

Weather / Track : Cloudy / Dry

Brands Hatch Indy  
Circuit Length = 1.1986 miles  
Start: 09:14 End: 09:41

# Cloth Cap with XK Challenge

## QUALIFYING - RACE 1 - LAP ANALYSIS

5 -	1:03.253	+ 3.173	9:22:54.572	13 -	1:13.961	+ 13.881	9:34:03.584
6 -	1:01.653	+ 1.573	9:23:56.225	14 -	1:02.974	+ 2.894	9:35:06.558
7 -	1:02.882	+ 2.802	9:24:59.107	15 -	1:00.852	+ 0.772	9:36:07.410
8 -	1:00.891	+ 0.811	9:25:59.998	16 -	1:45.426 P	+ 45.346	9:37:52.836
<b>21</b>	<b>GOLDSMITH / JONES</b>		CCB Mercedes 190 SLR				
1 -	1:20.599	+ 14.569	9:16:22.319	11 -	4:19.899 P	+ 3:13.869	9:31:01.681
2 -	1:11.781	+ 5.751	9:17:34.100	12 -	1:19.045	+ 13.015	9:32:20.726
3 -	1:09.687	+ 3.657	9:18:43.787	13 -	1:10.292	+ 4.262	9:33:31.018
4 -	1:10.681	+ 4.651	9:19:54.468	14 -	1:11.315	+ 5.285	9:34:42.333
5 -	1:11.259	+ 5.229	9:21:05.727	15 -	1:07.967	+ 1.937	9:35:50.300
6 -	1:09.617	+ 3.587	9:22:15.344	16 -	1:08.816	+ 2.786	9:36:59.116
7 -	1:06.841	+ 0.811	9:23:22.185	17 -	1:08.491	+ 2.461	9:38:07.607
8 -	<b>1:06.030</b>		<b>9:24:28.215</b>	18 -	1:09.090	+ 3.060	9:39:16.697
9 -	1:07.225	+ 1.195	9:25:35.440	19 -	1:07.520	+ 1.490	9:40:24.217
10 -	1:06.342	+ 0.312	9:26:41.782				
<b>22</b>	<b>GOMM / KEITH-LUCAS</b>		XK Jaguar XK150				
1 -	1:16.703	+ 13.488	9:16:26.740	12 -	1:08.146	+ 4.931	9:30:38.208
2 -	1:09.284	+ 6.069	9:17:36.024	13 -	1:04.533	+ 1.318	9:31:42.741
3 -	1:08.261	+ 5.046	9:18:44.285	14 -	1:04.378	+ 1.163	9:32:47.119
4 -	1:07.175	+ 3.960	9:19:51.460	15 -	1:05.588	+ 2.373	9:33:52.707
5 -	1:07.486	+ 4.271	9:20:58.946	16 -	1:03.416	+ 0.201	9:34:56.123
6 -	1:05.749	+ 2.534	9:22:04.695	17 -	1:03.216	+ 0.001	9:35:59.339
7 -	1:05.783	+ 2.568	9:23:10.478	18 -	1:05.850	+ 2.635	9:37:05.189
8 -	1:06.431	+ 3.216	9:24:16.909	19 -	1:03.778	+ 0.563	9:38:08.967
9 -	1:05.646	+ 2.431	9:25:22.555	20 -	<b>1:03.215</b>		<b>9:39:12.182</b>
10 -	2:48.301 P	+ 1:45.086	9:28:10.856	21 -	1:03.946	+ 0.731	9:40:16.128
11 -	1:19.206	+ 15.991	9:29:30.062				
<b>23</b>	<b>LOVE / LOGUE</b>		XK Jaguar XK150				
1 -	1:15.554	+ 10.323	9:16:29.629	7 -	1:05.846	+ 0.615	9:23:11.332
2 -	1:09.491	+ 4.260	9:17:39.120	8 -	1:06.617	+ 1.386	9:24:17.949
3 -	1:06.376	+ 1.145	9:18:45.496	9 -	1:05.582	+ 0.351	9:25:23.531
4 -	1:08.885	+ 3.654	9:19:54.381	10 -	<b>1:05.231</b>		<b>9:26:28.762</b>
5 -	1:05.729	+ 0.498	9:21:00.110	11 -	3:28.813 P	+ 2:23.582	9:29:57.575
6 -	1:05.376	+ 0.145	9:22:05.486	12 -	1:21.090	+ 15.859	9:31:18.665
<b>35</b>	<b>Neil Rodney WATSON</b>		XK Jaguar XK120				
1 -	1:18.694	+ 12.695	9:16:46.328	12 -	1:11.354	+ 5.355	9:29:27.447
2 -	1:10.404	+ 4.405	9:17:56.732	13 -	1:10.729	+ 4.730	9:30:38.176
3 -	1:09.788	+ 3.789	9:19:06.520	14 -	1:09.396	+ 3.397	9:31:47.572
4 -	1:09.861	+ 3.862	9:20:16.381	15 -	1:07.388	+ 1.389	9:32:54.960
5 -	1:09.414	+ 3.415	9:21:25.795	16 -	1:06.885	+ 0.886	9:34:01.845
6 -	1:08.990	+ 2.991	9:22:34.785	17 -	1:07.960	+ 1.961	9:35:09.805
7 -	1:08.898	+ 2.899	9:23:43.683	18 -	1:07.202	+ 1.203	9:36:17.007
8 -	1:07.568	+ 1.569	9:24:51.251	19 -	1:06.667	+ 0.668	9:37:23.674
9 -	1:07.510	+ 1.511	9:25:58.761	20 -	<b>1:05.999</b>		<b>9:38:29.673</b>
10 -	1:09.829	+ 3.830	9:27:08.590	21 -	2:06.658	+ 1:00.659	9:40:36.331
11 -	1:07.503	+ 1.504	9:28:16.093				
<b>40</b>	<b>KEITH-LUCAS / SKIPWORTH</b>		XK Jaguar XK150S FHC				
1 -	1:17.651	+ 12.289	9:16:20.984	12 -	1:07.005	+ 1.643	9:30:49.249
2 -	1:06.156	+ 0.794	9:17:27.140	13 -	1:06.635	+ 1.273	9:31:55.884
3 -	1:06.281	+ 0.919	9:18:33.421	14 -	1:06.698	+ 1.336	9:33:02.582
4 -	1:06.973	+ 1.611	9:19:40.394	15 -	1:07.285	+ 1.923	9:34:09.867
5 -	1:05.562	+ 0.200	9:20:45.956	16 -	1:06.981	+ 1.619	9:35:16.848
6 -	<b>1:05.362</b>		<b>9:21:51.318</b>	17 -	1:07.613	+ 2.251	9:36:24.461
7 -	1:06.489	+ 1.127	9:22:57.807	18 -	1:05.898	+ 0.536	9:37:30.359
8 -	1:06.855	+ 1.493	9:24:04.662	19 -	1:05.563	+ 0.201	9:38:35.922
9 -	1:06.190	+ 0.828	9:25:10.852	20 -	1:06.056	+ 0.694	9:39:41.978
10 -	3:10.797 P	+ 2:05.435	9:28:21.649	21 -	1:07.345	+ 1.983	9:40:49.323
11 -	1:20.595	+ 15.233	9:29:42.244				

Car Nos. 2 & 17 - require working transponders - Q.12.2.1

Weather / Track : Cloudy / Dry

Brands Hatch Indy  
Circuit Length = 1.1986 miles  
Start: 09:14 End: 09:41

# Cloth Cap with XK Challenge

## QUALIFYING - RACE 1 - LAP ANALYSIS

<b>44</b>	<b>SKIPWORTH / DEAN</b>		XK Jaguar XK120				
1 -	1:18.932	+ 17.328	9:16:25.999	12 -	1:06.083	+ 4.479	9:28:19.734
2 -	1:09.162	+ 7.558	9:17:35.161	13 -	2:53.188 P	+ 1:51.584	9:31:12.922
3 -	1:05.113	+ 3.509	9:18:40.274	14 -	1:13.759	+ 12.155	9:32:26.681
4 -	1:05.458	+ 3.854	9:19:45.732	15 -	1:04.640	+ 3.036	9:33:31.321
5 -	1:04.690	+ 3.086	9:20:50.422	16 -	1:03.190	+ 1.586	9:34:34.511
6 -	1:03.886	+ 2.282	9:21:54.308	17 -	<b>1:01.604</b>		<b>9:35:36.115</b>
7 -	1:03.901	+ 2.297	9:22:58.209	18 -	1:02.762	+ 1.158	9:36:38.877
8 -	1:03.979	+ 2.375	9:24:02.188	19 -	1:02.285	+ 0.681	9:37:41.162
9 -	1:04.519	+ 2.915	9:25:06.707	20 -	1:02.250	+ 0.646	9:38:43.412
10 -	1:03.032	+ 1.428	9:26:09.739	21 -	1:02.579	+ 0.975	9:39:45.991
11 -	1:03.912	+ 2.308	9:27:13.651	22 -	1:02.955	+ 1.351	9:40:48.946
<b>48</b>	<b>SCHRYVER / HADFIELD</b>		CCB Lotus Elan 26R				
1 -	1:12.957	+ 17.136	9:16:21.241	10 -	56.432	+ 0.611	9:27:40.771
2 -	58.411	+ 2.590	9:17:19.652	11 -	57.765	+ 1.944	9:28:38.536
3 -	56.699	+ 0.878	9:18:16.351	12 -	1:00.780	+ 4.959	9:29:39.316
4 -	56.012	+ 0.191	9:19:12.363	13 -	3:42.829 P	+ 2:47.008	9:33:22.145
5 -	56.489	+ 0.668	9:20:08.852	14 -	1:01.963	+ 6.142	9:34:24.108
6 -	<b>55.821</b>		<b>9:21:04.673</b>	15 -	56.407	+ 0.586	9:35:20.515
7 -	3:39.971 P	+ 2:44.150	9:24:44.644	16 -	1:00.125	+ 4.304	9:36:20.640
8 -	1:02.695	+ 6.874	9:25:47.339	17 -	56.567	+ 0.746	9:37:17.207
9 -	57.000	+ 1.179	9:26:44.339	18 -	56.054	+ 0.233	9:38:13.261
<b>50</b>	<b>SMITHIES / CLARKSON</b>		CCA Austin Healey 3000 Mk1				
1 -	1:10.182	+ 10.267	9:16:34.455	12 -	1:10.667	+ 10.752	9:30:32.910
2 -	1:04.137	+ 4.222	9:17:38.592	13 -	1:02.563	+ 2.648	9:31:35.473
3 -	1:03.871	+ 3.956	9:18:42.463	14 -	1:00.661	+ 0.746	9:32:36.134
4 -	1:02.776	+ 2.861	9:19:45.239	15 -	1:00.252	+ 0.337	9:33:36.386
5 -	1:01.733	+ 1.818	9:20:46.972	16 -	1:01.127	+ 1.212	9:34:37.513
6 -	1:01.537	+ 1.622	9:21:48.509	17 -	1:00.366	+ 0.451	9:35:37.879
7 -	2:18.280 P	+ 1:18.365	9:24:06.789	18 -	1:01.781	+ 1.866	9:36:39.660
8 -	1:03.978	+ 4.063	9:25:10.767	19 -	1:00.529	+ 0.614	9:37:40.189
9 -	59.944	+ 0.029	9:26:10.711	20 -	1:00.543	+ 0.628	9:38:40.732
10 -	<b>59.915</b>		<b>9:27:10.626</b>	21 -	1:01.110	+ 1.195	9:39:41.842
11 -	2:11.617 P	+ 1:11.702	9:29:22.243	22 -	1:00.809	+ 0.894	9:40:42.651
<b>62</b>	<b>JAMES / WEST</b>		CCA Sunbeam Tiger				
1 -	1:14.127	+ 13.139	9:16:47.001	12 -	1:02.996	+ 2.008	9:31:25.500
2 -	1:04.228	+ 3.240	9:17:51.229	13 -	1:03.605	+ 2.617	9:32:29.105
3 -	1:04.484	+ 3.496	9:18:55.713	14 -	1:03.094	+ 2.106	9:33:32.199
4 -	1:03.326	+ 2.338	9:19:59.039	15 -	1:03.229	+ 2.241	9:34:35.428
5 -	1:03.719	+ 2.731	9:21:02.758	16 -	1:01.872	+ 0.884	9:35:37.300
6 -	1:03.360	+ 2.372	9:22:06.118	17 -	1:02.490	+ 1.502	9:36:39.790
7 -	1:02.516	+ 1.528	9:23:08.634	18 -	1:02.150	+ 1.162	9:37:41.940
8 -	1:02.580	+ 1.592	9:24:11.214	19 -	<b>1:00.988</b>		<b>9:38:42.928</b>
9 -	1:02.945	+ 1.957	9:25:14.159	20 -	1:01.126	+ 0.138	9:39:44.054
10 -	3:52.274 P	+ 2:51.286	9:29:06.433	21 -	1:01.235	+ 0.247	9:40:45.289
11 -	1:16.071	+ 15.083	9:30:22.504				
<b>66</b>	<b>PEARSON / DEVINE</b>		CCB Triumph TR4				
1 -	1:23.955	+ 10.710	9:16:59.854	2 -	<b>1:13.245</b>		<b>9:18:13.099</b>
<b>69</b>	<b>WILLS / TWYMAN</b>		CCB Lotus Elite				
1 -	1:08.433	+ 8.071	9:16:08.329	12 -	1:07.493	+ 7.131	9:29:39.801
2 -	1:01.014	+ 0.652	9:17:09.343	13 -	1:03.999	+ 3.637	9:30:43.800
3 -	<b>1:00.362</b>		<b>9:18:09.705</b>	14 -	1:03.404	+ 3.042	9:31:47.204
4 -	1:00.444	+ 0.082	9:19:10.149	15 -	1:01.400	+ 1.038	9:32:48.604
5 -	1:01.161	+ 0.799	9:20:11.310	16 -	1:02.953	+ 2.591	9:33:51.557
6 -	1:00.697	+ 0.335	9:21:12.007	17 -	1:01.448	+ 1.086	9:34:53.005
7 -	1:00.457	+ 0.095	9:22:12.464	18 -	1:00.806	+ 0.444	9:35:53.811
8 -	1:00.667	+ 0.305	9:23:13.131	19 -	1:01.376	+ 1.014	9:36:55.187

Car Nos. 2 & 17 - require working transponders - Q.12.2.1

Weather / Track : Cloudy / Dry

Brands Hatch Indy  
Circuit Length = 1.1986 miles  
Start: 09:14 End: 09:41

# Cloth Cap with XK Challenge

## QUALIFYING - RACE 1 - LAP ANALYSIS

9 -	3:04.186 P	+ 2:03.824	9:26:17.317	20 -	1:00.681	+ 0.319	9:37:55.868
10 -	1:10.395	+ 10.033	9:27:27.712	21 -	1:01.288	+ 0.926	9:38:57.156
11 -	1:04.596	+ 4.234	9:28:32.308				
<b>72</b>	<b>SLEEP / WYKEHAM</b>		CCB MGB				
1 -	1:15.629	+ 14.198	9:16:37.831	13 -	1:05.840	+ 4.409	9:29:25.128
2 -	1:04.906	+ 3.475	9:17:42.737	14 -	1:03.585	+ 2.154	9:30:28.713
3 -	1:04.787	+ 3.356	9:18:47.524	15 -	1:03.214	+ 1.783	9:31:31.927
4 -	1:06.368	+ 4.937	9:19:53.892	16 -	1:03.104	+ 1.673	9:32:35.031
5 -	1:04.245	+ 2.814	9:20:58.137	17 -	1:01.586	+ 0.155	9:33:36.617
6 -	1:03.120	+ 1.689	9:22:01.257	18 -	1:02.426	+ 0.995	9:34:39.043
7 -	1:02.476	+ 1.045	9:23:03.733	19 -	1:01.792	+ 0.361	9:35:40.835
8 -	1:01.974	+ 0.543	9:24:05.707	20 -	1:01.942	+ 0.511	9:36:42.777
9 -	1:02.286	+ 0.855	9:25:07.993	21 -	1:02.197	+ 0.766	9:37:44.974
10 -	1:04.598	+ 3.167	9:26:12.591	22 -	<b>1:01.431</b>		<b>9:38:46.405</b>
11 -	1:01.650	+ 0.219	9:27:14.241	23 -	1:02.196	+ 0.765	9:39:48.601
12 -	1:05.047	+ 3.616	9:28:19.288	24 -	1:01.586	+ 0.155	9:40:50.187
<b>75</b>	<b>Rory HENDERSON</b>		CCA Austin Healey 3000 MkII				
1 -	1:15.445	+ 11.362	9:16:32.716	7 -	1:05.144	+ 1.061	9:23:15.941
2 -	1:09.091	+ 5.008	9:17:41.807	8 -	1:05.055	+ 0.972	9:24:20.996
3 -	1:09.267	+ 5.184	9:18:51.074	9 -	1:04.835	+ 0.752	9:25:25.831
4 -	1:06.577	+ 2.494	9:19:57.651	10 -	<b>1:04.083</b>		<b>9:26:29.914</b>
5 -	1:08.168	+ 4.085	9:21:05.819	11 -	1:05.255	+ 1.172	9:27:35.169
6 -	1:04.978	+ 0.895	9:22:10.797				
<b>77</b>	<b>BLOOH / NUNN</b>		CCA TVR Griffith				
1 -	1:10.299	+ 11.531	9:16:47.593	12 -	1:02.741	+ 3.973	9:30:08.602
2 -	1:02.275	+ 3.507	9:17:49.868	13 -	1:04.004	+ 5.236	9:31:12.606
3 -	59.979	+ 1.211	9:18:49.847	14 -	59.173	+ 0.405	9:32:11.779
4 -	1:02.456	+ 3.688	9:19:52.303	15 -	59.491	+ 0.723	9:33:11.270
5 -	59.359	+ 0.591	9:20:51.662	16 -	<b>58.768</b>		<b>9:34:10.038</b>
6 -	1:00.012	+ 1.244	9:21:51.674	17 -	58.933	+ 0.165	9:35:08.971
7 -	59.517	+ 0.749	9:22:51.191	18 -	58.837	+ 0.069	9:36:07.808
8 -	3:03.762 P	+ 2:04.994	9:25:54.953	19 -	59.395	+ 0.627	9:37:07.203
9 -	1:07.847	+ 9.079	9:27:02.800	20 -	59.618	+ 0.850	9:38:06.821
10 -	1:01.312	+ 2.544	9:28:04.112	21 -	58.810	+ 0.042	9:39:05.631
11 -	1:01.749	+ 2.981	9:29:05.861				
<b>91</b>	<b>MERRY / DICK</b>		CCA Sunbeam Tiger				
1 -	1:10.697	+ 8.891	9:16:29.759	12 -	1:06.636	+ 4.830	9:30:36.465
2 -	1:03.455	+ 1.649	9:17:33.214	13 -	1:03.804	+ 1.998	9:31:40.269
3 -	1:02.299	+ 0.493	9:18:35.513	14 -	1:03.791	+ 1.985	9:32:44.060
4 -	1:02.781	+ 0.975	9:19:38.294	15 -	1:05.989	+ 4.183	9:33:50.049
5 -	1:01.931	+ 0.125	9:20:40.225	16 -	1:04.416	+ 2.610	9:34:54.465
6 -	1:01.975	+ 0.169	9:21:42.200	17 -	1:03.864	+ 2.058	9:35:58.329
7 -	<b>1:01.806</b>		<b>9:22:44.006</b>	18 -	1:03.447	+ 1.641	9:37:01.776
8 -	3:14.829 P	+ 2:13.023	9:25:58.835	19 -	1:03.979	+ 2.173	9:38:05.755
9 -	1:14.671	+ 12.865	9:27:13.506	20 -	1:03.812	+ 2.006	9:39:09.567
10 -	1:08.060	+ 6.254	9:28:21.566	21 -	1:04.507	+ 2.701	9:40:14.074
11 -	1:08.263	+ 6.457	9:29:29.829				

Car Nos. 2 & 17 - require working transponders - Q.12.2.1

Weather / Track : Cloudy / Dry

Brands Hatch Indy  
Circuit Length = 1.1986 miles  
Start: 09:14 End: 09:41

# Cloth Cap with XK Challenge

## RACE 1 - GRID

ROW 11	1:13.245 66 PEARSON / DEVINE	
ROW 10	1:06.030 21 GOLDSMITH / JONES	1:07.397 5 Richard HACKETT
ROW 9	1:05.362 40 KEITH-LUCAS / SKIPWORTH	1:05.999 35 Neil Rodney WATSON
ROW 8	1:04.370 14 Colin YOULE	1:05.231 23 LOVE / LOGUE
ROW 7	1:03.215 22 GOMM / KEITH-LUCAS	1:04.083 75 Rory HENDERSON
ROW 6	1:01.806 91 MERRY / DICK	1:02.948 13 Nik ROCHEZ
ROW 5	1:01.585 2 KEITH-LUCAS / FLOYD	1:01.604 44 SKIPWORTH / DEAN
ROW 4	1:00.988 62 JAMES / WEST	1:01.431 72 SLEEP / WYKEHAM
ROW 3	1:00.080 17 Gavin HENDERSON	1:00.362 69 WILLS / TWYMAN
ROW 2	59.722 10 Karl WETHERELL	59.915 50 SMITHIES / CLARKSON
ROW 1	55.821 48 SCHRYVER / HADFIELD	58.768 77 BLOOH / NUNN
<b>Pole</b>		
		

Brands Hatch Indy  
Circuit Length = 1.1986 miles

**These results are provisional until the conclusion of any judicial and technical matters.**

Clerk of Course :		Timekeeper :
-------------------	--	--------------

# Cloth Cap with XK Challenge

## RACE 1 - CLASSIFICATION

POS	NO	CL	NAME	ENTRY	LAPS	TIME	GAP	DIFF	MPH	BEST	ON
1	48	CCB	HADFIELD / SCHRYVER	Lotus Elan 26R	44	45:35.685			69.40	56.135	10
2	77	CCA	BLOOH / NUNN	TVR Griffith	43	45:51.106	1 lap	1 lap	67.44	57.473	2
3	10	CCB	Karl WETHERELL	Triumph TR4	43	46:02.286	1 lap	11.180	67.17	59.844	32
4	50	CCA	SMITHIES / CLARKSON	Austin Healey 3000 Mk1	43	46:07.870	1 lap	5.584	67.03	58.804	2
5	69	CCB	WILLS / TWYMAN	Lotus Elite	42	45:49.207	2 laps	1 lap	65.92	59.481	6
6	91	CCA	DICK / MERRY	Sunbeam Tiger	41	45:57.964	3 laps	1 lap	64.14	1:00.306	9
7	72	CCB	Nicholas SLEEP	MGB	41	46:14.382	3 laps	16.418	63.76	1:01.461	22
8	22	XK	GOMM / KEITH-LUCAS	Jaguar XK150	40	45:57.127	4 laps	1 lap	62.60	1:03.064	40
9	13	XK	Nik ROCHEZ	Jaguar XK150 FHC	40	46:11.250	4 laps	14.123	62.28	1:03.798	9
10	14	XK	Colin YOULE	Jaguar XK120	40	46:12.676	4 laps	1.426	62.25	1:03.353	38
11	23	XK	LOVE / LOGUE	Jaguar XK150	39	45:37.477	5 laps	1 lap	61.47	1:04.161	36
12	40	XK	KEITH-LUCAS / SKIPWORTH	Jaguar XK150S FHC	39	45:56.897	5 laps	19.420	61.04	1:03.388	6
13	21	CCB	JONES / GOLDSMITH	Mercedes 190 SLR	39	46:17.898	5 laps	21.001	60.58	1:04.868	6
14	35	XK	Neil Rodney WATSON	Jaguar XK120	38	46:17.043	6 laps	1 lap	59.04	1:07.381	18
15	44	XK	SKIPWORTH / DEAN	Jaguar XK120	37	46:27.602	7 laps	1 lap	57.27	1:00.089	32
NOT CLASSIFIED											
DNC	17	CCA	Gavin HENDERSON	AC Cobra	33	38:49.701	11 laps	4 laps	61.12	1:00.343	6
DNC	62	CCA	JAMES / WEST	Sunbeam Tiger	29	34:19.133	15 laps	4 laps	60.77	1:00.127	22
DNC	2	XK	FLOYD / KEITH-LUCAS	Jaguar XK120 Roadster	25	31:55.336	19 laps	4 laps	56.32	1:01.239	7
FASTEST LAP											
48	CCB	HADFIELD / SCHRYVER	Lotus Elan 26R	10	56.135	76.86 mph	123.70 kph				
77	CCA	BLOOH / NUNN	TVR Griffith	2	57.473	75.07 mph	120.82 kph				
44	XK	SKIPWORTH / DEAN	Jaguar XK120	32	1:00.089	71.81 mph	115.56 kph				

Weather / Track : Cloudy / Dry

These results are provisional until the conclusion of any judicial and technical matters.

Brands Hatch Indy

Circuit Length = 1.1986 miles

Start: 13:06 End: 13:53

Clerk of Course :

Timekeeper :

# Cloth Cap with XK Challenge

## RACE 1 - LAP CHART

Lap 1			Lap 2			Lap 3			Lap 4			Lap 5		
No	Behind	Laptime	No	Behind	Laptime	No	Behind	Laptime	No	Behind	Laptime	No	Behind	Laptime
48		1:00.272	48		56.579	48		56.621	48		56.536	48		56.318
77	0.712	1:00.984	77	1.606	57.473	77	3.880	58.895	77	6.120	58.776	77	9.129	59.327
50	3.085	1:03.357	50	5.310	58.804	50	7.959	59.270	50	10.520	59.097	50	13.920	59.718
10	4.550	1:04.822	10	8.607	1:00.636	69	13.230	1:01.154	69	16.430	59.736	69	19.788	59.676
69	5.208	1:05.480	69	8.697	1:00.068	10	13.923	1:01.937	10	17.840	1:00.453	10	21.947	1:00.425
17	5.302	1:05.574	17	9.535	1:00.812	17	14.010	1:01.096	17	18.533	1:01.059	17	22.814	1:00.599
62	6.552	1:06.824	62	12.312	1:02.339	62	17.283	1:01.592	62	22.311	1:01.564	62	27.300	1:01.307
91	8.175	1:08.447	91	13.063	1:01.467	91	18.599	1:02.157	91	22.987	1:00.924	91	27.914	1:01.245
2	8.235	1:08.507	2	13.984	1:02.328	2	18.923	1:01.560	2	24.018	1:01.631	2	29.207	1:01.507
44	8.805	1:09.077	44	14.720	1:02.494	44	20.333	1:02.234	44	25.179	1:01.382	44	30.115	1:01.254
72	9.816	1:10.088	72	16.572	1:03.335	72	22.511	1:02.560	72	28.634	1:02.659	72	34.939	1:02.623
13	9.965	1:10.237	22	19.231	1:04.573	22	26.385	1:03.775	22	33.358	1:03.509	22	41.401	1:04.361
22	11.237	1:11.509	14	19.783	1:04.496	14	27.642	1:04.480	14	35.735	1:04.629	14	43.916	1:04.499
14	11.866	1:12.138	40	21.959	1:04.952	40	29.857	1:04.519	40	37.804	1:04.483	40	45.458	1:03.972
40	13.586	1:13.858	23	23.713	1:06.637	23	32.132	1:05.040	13	41.372	1:04.404	13	49.037	1:03.983
23	13.655	1:13.927	13	24.973	1:11.587	13	33.504	1:05.152	23	41.439	1:05.843	23	51.208	1:06.087
35	16.889	1:17.161	21	29.763	1:08.544	21	38.702	1:05.560	21	47.790	1:05.624	21	56.343	1:04.871
21	17.798	1:18.070	35	30.373	1:10.063	35	41.880	1:08.128	35	53.202	1:07.858			

Weather / Track : Cloudy / Dry

Brands Hatch Indy  
 Circuit Length = 1.1986 miles  
 Start: 13:06 End: 13:53

# Cloth Cap with XK Challenge

## RACE 1 - LAP CHART

Lap 6			Lap 7			Lap 8			Lap 9			Lap 10		
No	Behind	Laptime	No	Behind	Laptime	No	Behind	Laptime	No	Behind	Laptime	No	Behind	Laptime
48		56.486	48		56.800	48		57.690	48		56.979	48		56.135
35	1 LAP	1:07.806	13	1 LAP	1:04.945	14	1 LAP	1:05.105	22	1 LAP	1:03.610	72	1 LAP	1:02.521
77	11.290	58.647	23	1 LAP	1:05.581	40	1 LAP	1:05.869	14	1 LAP	1:05.164	22	1 LAP	1:03.360
50	17.151	59.717	21	1 LAP	1:04.868	13	1 LAP	1:04.144	40	1 LAP	1:04.878	14	1 LAP	1:05.387
69	22.783	59.481	77	13.763	59.273	23	1 LAP	1:05.365	13	1 LAP	1:04.836	13	1 LAP	1:03.798
10	26.182	1:00.721	35	1 LAP	1:07.884	21	1 LAP	1:05.099	77	19.401	1:00.433	77	23.563	1:00.297
17	26.671	1:00.343	50	20.383	1:00.032	77	15.947	59.874	23	1 LAP	1:06.158	40	1 LAP	1:11.217
62	31.585	1:00.771	69	25.511	59.528	50	22.798	1:00.105	21	1 LAP	1:05.928	50	28.930	59.458
91	32.280	1:00.852	10	30.367	1:00.985	69	28.369	1:00.548	50	25.607	59.788	23	1 LAP	1:06.379
2	34.113	1:01.392	17	30.646	1:00.775	35	1 LAP	1:08.487	69	30.905	59.515	21	1 LAP	1:05.718
44	34.867	1:01.238	62	35.321	1:00.536	17	33.649	1:00.693	10	38.376	1:01.507	69	34.360	59.590
72	41.284	1:02.831	91	35.949	1:00.469	10	33.848	1:01.171	17	40.725	1:04.055	10	42.512	1:00.271
22	48.584	1:03.669	2	38.552	1:01.239	91	38.886	1:00.627	35	1 LAP	1:07.861	17	45.434	1:00.844
14	51.991	1:04.561	44	39.453	1:01.386	62	39.469	1:01.838	91	42.213	1:00.306	91	46.426	1:00.348
40	52.360	1:03.388	72	46.717	1:02.233	2	42.231	1:01.369	62	42.982	1:00.492	62	47.968	1:01.121
			22	55.585	1:03.801	44	43.213	1:01.450	2	46.751	1:01.499	2	52.920	1:02.304
						72	51.171	1:02.144	44	47.523	1:01.289	44	53.231	1:01.843
												35	1 LAP	1:08.530

Weather / Track : Cloudy / Dry

Brands Hatch Indy  
 Circuit Length = 1.1986 miles  
 Start: 13:06 End: 13:53

# Cloth Cap with XK Challenge

## RACE 1 - LAP CHART

Lap 11			Lap 12			Lap 13			Lap 14			Lap 15		
No	Behind	Laptime	No	Behind	Laptime	No	Behind	Laptime	No	Behind	Laptime	No	Behind	Laptime
48		57.313	48		1:03.637	48		1:01.134	48		1:27.603	48		1:36.505
72	1 LAP	1:01.978	35	2 LAPS	1:10.943	62	1 LAP	1:04.251	62	1 LAP	1:20.436	62	1 LAP	1:36.583
22	1 LAP	1:03.737	62	1 LAP	1:18.315	35	2 LAPS	1:10.549	35	2 LAPS	1:17.967	35	2 LAPS	1:35.887
77	27.359	1:01.109	72	1 LAP	1:05.245	72	1 LAP	1:07.866	72	1 LAP	1:17.984	72	1 LAP	1:36.107
14	1 LAP	1:05.112	22	1 LAP	1:05.365	22	1 LAP	1:06.666	22	1 LAP	1:09.259	22	1 LAP	1:34.121
13	1 LAP	1:04.269	77	23.815	1:00.093	77	26.214	1:03.533	77	7.943	1:09.332	77	5.282	1:33.844
50	32.224	1:00.607	50	31.037	1:02.450	50	30.739	1:00.836	50	8.433	1:05.297	50	6.004	1:34.076
40	1 LAP	1:04.909	14	1 LAP	1:07.686	69	34.261	1:01.281	69	9.047	1:02.389	69	6.571	1:34.029
69	37.546	1:00.499	13	1 LAP	1:06.514	13	1 LAP	1:10.758	13	1 LAP	1:13.345	13	1 LAP	1:16.011
23	1 LAP	1:06.236	69	34.114	1:00.205	14	1 LAP	1:11.825	14	1 LAP	1:13.149	2	4 LAPS	5:20.794
21	1 LAP	1:05.368	40	1 LAP	1:05.298	40	1 LAP	1:08.426	40	1 LAP	1:13.933	14	1 LAP	1:16.164
91	50.216	1:01.103	23	1 LAP	1:07.654	23	1 LAP	1:08.418	23	1 LAP	1:07.403	40	1 LAP	1:15.394
17	50.828	1:02.707	21	1 LAP	1:06.634	21	1 LAP	1:10.892	21	1 LAP	1:09.864	23	1 LAP	1:15.087
10	57.054	1:11.855	91	47.545	1:00.966	91	55.423	1:09.012	91	37.928	1:10.108	21	1 LAP	1:10.578
			17	49.690	1:02.499	17	56.734	1:08.178	17	38.761	1:09.630	91	11.480	1:10.057
			10	54.629	1:01.212	10	57.907	1:04.412	10	39.745	1:09.441	17	12.416	1:10.160
												10	1:31.364	2:28.124
												62	1:32.223	1:30.862

Weather / Track : Cloudy / Dry

Brands Hatch Indy  
 Circuit Length = 1.1986 miles  
 Start: 13:06 End: 13:53

# Cloth Cap with XK Challenge

## RACE 1 - LAP CHART

Lap 16			Lap 17			Lap 18			Lap 19			Lap 20		
No	Behind	Laptime	No	Behind	Laptime	No	Behind	Laptime	No	Behind	Laptime	No	Behind	Laptime
77		1:29.812	50		1:18.538	50		1:00.523	50		59.944	50		1:00.030
50	0.852	1:29.942	14	1 LAP	1:21.154	22	1 LAP	1:07.735	62	2 LAPS	1:07.609	62	2 LAPS	1:00.777
13	1 LAP	1:29.013	17	1 LAP	2:46.466	35	2 LAPS	1:08.571	48	1 LAP	59.365	48	1 LAP	56.694
14	1 LAP	1:29.056	40	1 LAP	1:22.002	14	1 LAP	1:06.192	10	1 LAP	1:02.865	10	1 LAP	1:01.040
40	1 LAP	1:28.995	23	1 LAP	1:21.320	40	1 LAP	1:05.105	22	1 LAP	1:07.553	44	7 LAPS	1:03.603
23	1 LAP	1:29.212	21	1 LAP	1:21.120	10	1 LAP	1:02.375	44	7 LAPS	1:18.144	22	1 LAP	1:05.564
21	1 LAP	1:28.713	2	4 LAPS	1:20.175	2	4 LAPS	1:04.701	35	2 LAPS	1:09.382	35	2 LAPS	1:07.381
91	5.167	1:28.781	10	1 LAP	1:31.157	48	1 LAP	1:20.184	2	4 LAPS	1:06.327	2	4 LAPS	1:06.565
2	4 LAPS	1:34.010	44	6 LAPS	9:05.144	21	1 LAP	1:07.060	40	1 LAP	1:08.540	40	1 LAP	1:06.467
48	1:11.569	2:46.663	62	1 LAP	2:21.808	23	1 LAP	1:08.319	23	1 LAP	1:06.118	23	1 LAP	1:06.726
69	1:14.573	2:43.096				72	2 LAPS	2:39.182	21	1 LAP	1:06.399	77	1 LAP	1:02.767
35	1 LAP	1:20.537				69	1 LAP	1:24.859	69	1 LAP	1:02.841	69	1 LAP	1:04.102
22	1:18.913	1:19.350				77	1 LAP	2:39.901	17	1 LAP	1:02.600	17	1 LAP	1:04.441
						17	1 LAP	1:16.179	77	1 LAP	1:03.584	21	1 LAP	1:08.028
						13	2 LAPS	2:41.301	72	2 LAPS	1:08.716	72	2 LAPS	1:01.772
						91	1 LAP	2:53.831	13	2 LAPS	1:09.852	13	2 LAPS	1:05.338
									91	1 LAP	1:10.961	14	2 LAPS	2:31.524
												91	1 LAP	1:04.584

# Cloth Cap with XK Challenge

## RACE 1 - LAP CHART

Lap 21			Lap 22			Lap 23			Lap 24			Lap 25		
No	Behind	Laptime	No	Behind	Laptime	No	Behind	Laptime	No	Behind	Laptime	No	Behind	Laptime
50		1:00.695	48		56.660	48		57.309	48		57.770	48		56.874
48	1 LAP	57.533	14	2 LAPS	1:06.656	22	2 LAPS	1:11.965	23	1 LAP	1:05.992	23	1 LAP	1:05.225
62	2 LAPS	1:01.146	91	1 LAP	1:03.801	14	2 LAPS	1:05.271	13	2 LAPS	1:05.888	13	2 LAPS	1:05.686
10	1 LAP	1:00.804	10	17.034	1:00.482	91	1 LAP	1:03.312	22	2 LAPS	1:05.297	22	2 LAPS	1:03.810
44	7 LAPS	1:02.592	50	23.335	2:21.016	40	2 LAPS	2:34.231	91	1 LAP	1:04.325	91	1 LAP	1:03.142
2	4 LAPS	1:02.292	44	6 LAPS	1:01.684	10	20.414	1:00.689	14	2 LAPS	1:06.083	14	2 LAPS	1:05.521
77	1 LAP	1:00.877	77	27.780	58.996	50	30.137	1:04.111	10	24.194	1:01.550	10	27.490	1:00.170
69	1 LAP	1:04.444	62	2 LAPS	2:22.296	77	31.164	1:00.693	35	3 LAPS	2:36.669	77	36.366	59.861
40	1 LAP	1:07.097	2	3 LAPS	1:02.533	44	6 LAPS	1:02.816	40	2 LAPS	1:14.975	40	2 LAPS	1:07.460
35	2 LAPS	1:10.186	69	36.065	1:01.724	62	2 LAPS	1:04.420	77	33.379	59.985	50	38.446	1:00.987
72	2 LAPS	1:05.804	72	1 LAP	1:02.300	69	40.860	1:02.104	50	34.333	1:01.966	44	6 LAPS	1:02.616
23	1 LAP	1:08.672	17	45.352	1:01.348	2	3 LAPS	1:04.109	44	6 LAPS	1:01.729	35	3 LAPS	1:15.178
17	1 LAP	1:07.743	23	51.256	1:06.312	72	1 LAP	1:01.461	62	2 LAPS	1:00.127	62	2 LAPS	1:00.222
21	1 LAP	1:09.060	13	1 LAP	1:05.990	17	49.412	1:01.369	21	2 LAPS	2:51.515	69	47.791	1:00.763
13	2 LAPS	1:05.664							69	43.902	1:00.812	2	3 LAPS	1:03.840
14	2 LAPS	1:12.605							2	3 LAPS	1:03.442	17	56.435	1:00.946
91	1 LAP	1:04.111							72	1 LAP	1:01.833	72	1 LAP	1:03.691
48	1:01.021	56.258							17	52.363	1:00.721			

Weather / Track : Cloudy / Dry

Brands Hatch Indy  
 Circuit Length = 1.1986 miles  
 Start: 13:06 End: 13:53

# Cloth Cap with XK Challenge

## RACE 1 - LAP CHART

Lap 26			Lap 27			Lap 28			Lap 29			Lap 30		
No	Behind	Laptime	No	Behind	Laptime	No	Behind	Laptime	No	Behind	Laptime	No	Behind	Laptime
48		57.513	48		56.992	48		57.855	48		57.590	48		59.647
21	3 LAPS	1:14.719	2	4 LAPS	1:04.470	40	3 LAPS	1:08.789	69	1 LAP	1:11.709	13	3 LAPS	1:05.383
13	2 LAPS	1:05.590	17	1 LAP	1:03.070	35	4 LAPS	1:07.931	40	3 LAPS	1:08.338	62	3 LAPS	1:02.774
22	2 LAPS	1:03.885	72	2 LAPS	1:04.123	17	1 LAP	1:01.705	17	1 LAP	1:02.773	14	3 LAPS	1:06.579
91	1 LAP	1:03.296	21	3 LAPS	1:06.574	72	2 LAPS	1:04.267	23	3 LAPS	1:22.578	69	1 LAP	1:02.519
10	31.026	1:01.049	13	2 LAPS	1:05.615	21	3 LAPS	1:07.411	72	2 LAPS	1:03.881	17	1 LAP	1:01.349
14	2 LAPS	1:06.044	22	2 LAPS	1:04.647	2	4 LAPS	1:23.274	35	4 LAPS	1:08.042	40	3 LAPS	1:08.063
77	38.008	59.155	91	1 LAP	1:03.021	10	39.872	1:02.590	21	3 LAPS	1:08.101	72	2 LAPS	1:03.207
50	41.848	1:00.915	10	35.137	1:01.103	91	1 LAP	1:05.378	10	42.612	1:00.330	23	3 LAPS	1:07.092
44	6 LAPS	1:01.426	77	40.398	59.382	77	43.226	1:00.683	2	4 LAPS	1:10.644	35	4 LAPS	1:07.879
40	2 LAPS	1:07.647	50	44.238	59.382	22	2 LAPS	1:08.747	77	45.156	59.520	21	3 LAPS	1:07.146
62	2 LAPS	1:00.926	14	2 LAPS	1:06.250	50	47.342	1:00.959	91	1 LAP	1:03.974	10	43.759	1:00.794
69	51.523	1:01.245	23	2 LAPS	2:32.654	13	2 LAPS	1:17.516	50	50.925	1:01.173	77	44.362	58.853
35	3 LAPS	1:08.998	44	6 LAPS	1:00.752	14	2 LAPS	1:06.404	22	2 LAPS	1:04.845	50	52.160	1:00.882
			62	2 LAPS	1:00.509	44	6 LAPS	1:00.995	44	6 LAPS	1:03.434	91	1 LAP	1:04.870
			69	56.182	1:01.651	62	2 LAPS	1:02.026				22	2 LAPS	1:03.899

Weather / Track : Cloudy / Dry

Brands Hatch Indy  
 Circuit Length = 1.1986 miles  
 Start: 13:06 End: 13:53

# Cloth Cap with XK Challenge

## RACE 1 - LAP CHART

Lap 31			Lap 32			Lap 33			Lap 34			Lap 35		
No	Behind	Laptime	No	Behind	Laptime	No	Behind	Laptime	No	Behind	Laptime	No	Behind	Laptime
48		57.571	48		58.928	48		57.369	48		57.244	48		57.711
44	7 LAPS	1:01.176	91	2 LAPS	1:04.585	50	1 LAP	1:01.022	35	5 LAPS	1:08.689	40	4 LAPS	1:06.864
62	3 LAPS	1:03.902	22	3 LAPS	1:04.323	21	4 LAPS	1:07.172	50	1 LAP	1:00.102	50	1 LAP	1:00.243
13	3 LAPS	1:05.665	44	7 LAPS	1:01.281	91	2 LAPS	1:03.974	21	4 LAPS	1:07.028	35	5 LAPS	1:08.420
14	3 LAPS	1:05.380	62	3 LAPS	1:01.760	44	7 LAPS	1:01.326	44	7 LAPS	1:01.124	44	7 LAPS	1:00.944
69	1 LAP	1:01.779	13	3 LAPS	1:04.723	22	3 LAPS	1:04.172	91	2 LAPS	1:05.090	21	4 LAPS	1:06.879
17	1 LAP	1:01.590	14	3 LAPS	1:05.194	13	3 LAPS	1:05.244	22	3 LAPS	1:04.086	91	2 LAPS	1:03.691
72	2 LAPS	1:03.861	69	1 LAP	1:01.382	14	3 LAPS	1:04.326	13	3 LAPS	1:05.028	22	3 LAPS	1:03.926
40	3 LAPS	1:07.875	17	1 LAP	1:01.309	69	1 LAP	1:01.483	69	1 LAP	1:01.831	69	1 LAP	1:01.943
23	3 LAPS	1:06.776	72	2 LAPS	1:02.851	17	1 LAP	1:02.108	14	3 LAPS	1:05.188	13	3 LAPS	1:04.173
35	4 LAPS	1:07.905	40	3 LAPS	1:07.040	72	2 LAPS	1:02.682	72	2 LAPS	1:02.097	14	3 LAPS	1:03.625
77	45.986	59.195	23	3 LAPS	1:06.783	77	47.931	59.890	77	49.447	58.760	72	2 LAPS	1:02.567
10	46.671	1:00.483	77	45.410	58.352	23	3 LAPS	1:05.874	10	53.014	59.909	77	50.274	58.538
21	3 LAPS	1:07.682	35	4 LAPS	1:07.975	40	3 LAPS	1:07.680	23	3 LAPS	1:04.891	10	55.344	1:00.041
50	55.788	1:01.199	10	47.587	59.844	10	50.349	1:00.131						

Weather / Track : Cloudy / Dry

Brands Hatch Indy  
 Circuit Length = 1.1986 miles  
 Start: 13:06 End: 13:53

# Cloth Cap with XK Challenge

## RACE 1 - LAP CHART

Lap 36			Lap 37			Lap 38			Lap 39			Lap 40		
No	Behind	Laptime	No	Behind	Laptime	No	Behind	Laptime	No	Behind	Laptime	No	Behind	Laptime
48		57.064	48		56.653	48		56.953	48		58.217	48		57.594
23	4 LAPS	1:04.614	10	1 LAP	1:00.411	72	3 LAPS	1:02.703	13	4 LAPS	1:05.262	77	1 LAP	59.380
50	1 LAP	59.942	50	1 LAP	1:00.434	10	1 LAP	59.920	14	4 LAPS	1:05.543	21	5 LAPS	1:06.634
40	4 LAPS	1:06.801	23	4 LAPS	1:05.044	50	1 LAP	59.939	10	1 LAP	1:00.046	13	4 LAPS	1:04.230
44	7 LAPS	1:02.230	40	4 LAPS	1:07.083	23	4 LAPS	1:05.001	72	3 LAPS	1:03.004	14	4 LAPS	1:03.837
35	5 LAPS	1:08.309	44	7 LAPS	1:01.248	44	7 LAPS	1:01.938	50	1 LAP	59.497	10	1 LAP	1:00.623
91	2 LAPS	1:03.239	35	5 LAPS	1:08.281	40	4 LAPS	1:06.258	23	4 LAPS	1:04.349	72	3 LAPS	1:02.211
21	4 LAPS	1:06.308	91	2 LAPS	1:03.538	35	5 LAPS	1:07.590	44	7 LAPS	1:00.089	50	1 LAP	59.908
22	3 LAPS	1:03.406	22	3 LAPS	1:05.997	91	2 LAPS	1:06.445	40	4 LAPS	1:06.703	23	4 LAPS	1:04.161
69	1 LAP	1:01.536	21	4 LAPS	1:09.181	22	3 LAPS	1:03.667	91	2 LAPS	1:04.179	44	7 LAPS	1:00.676
13	3 LAPS	1:04.214	69	1 LAP	1:01.322	69	1 LAP	1:01.874	69	1 LAP	1:01.931	40	4 LAPS	1:06.308
14	3 LAPS	1:04.091	13	3 LAPS	1:03.806	21	4 LAPS	1:07.075	22	3 LAPS	1:05.454	69	1 LAP	1:02.199
77	52.278	59.068	14	3 LAPS	1:03.624	77	57.807	1:00.177	35	5 LAPS	1:09.542			
17	3 LAPS	3:17.444	77	54.583	58.958									
72	2 LAPS	1:03.933												

Weather / Track : Cloudy / Dry

Brands Hatch Indy  
 Circuit Length = 1.1986 miles  
 Start: 13:06 End: 13:53

# Cloth Cap with XK Challenge

## RACE 1 - LAP CHART

Lap 41			Lap 42			Lap 43			Lap 44		
No	Behind	Laptime	No	Behind	Laptime	No	Behind	Laptime	No	Behind	Laptime
48		57.977	48		57.035	48		56.849	48		57.005
91	3 LAPS	1:05.069	40	5 LAPS	1:06.543	69	2 LAPS	1:01.939	23	5 LAPS	1:04.921
22	4 LAPS	1:04.069	69	2 LAPS	1:02.177	40	5 LAPS	1:07.792	69	2 LAPS	1:00.978
77	1 LAP	59.500	77	1 LAP	1:01.491	77	1 LAP	1:00.811	77	1 LAP	1:01.109
35	6 LAPS	1:07.530	91	3 LAPS	1:04.552	91	3 LAPS	1:04.012	40	5 LAPS	1:07.145
21	5 LAPS	1:06.361	22	4 LAPS	1:04.891	22	4 LAPS	1:03.136	22	4 LAPS	1:03.064
13	4 LAPS	1:04.172	10	1 LAP	1:01.474	10	1 LAP	1:00.656	91	3 LAPS	1:04.115
10	1 LAP	1:01.876	35	6 LAPS	1:07.664	13	4 LAPS	1:04.114	10	1 LAP	1:01.598
14	4 LAPS	1:05.321	21	5 LAPS	1:06.842	50	1 LAP	1:02.311	50	1 LAP	1:00.313
72	3 LAPS	1:02.679	13	4 LAPS	1:04.202	35	6 LAPS	1:07.510	13	4 LAPS	1:04.677
50	1 LAP	59.917	14	4 LAPS	1:03.353	14	4 LAPS	1:05.499	14	4 LAPS	1:03.961
44	7 LAPS	1:01.788	72	3 LAPS	1:01.771	72	3 LAPS	1:05.638	72	3 LAPS	1:04.381
23	4 LAPS	1:05.973	50	1 LAP	59.368	21	5 LAPS	1:08.457	35	6 LAPS	1:08.779
			44	7 LAPS	1:00.341	44	7 LAPS	1:00.866	21	5 LAPS	1:07.215
			23	4 LAPS	1:04.328				44	7 LAPS	1:01.446

Weather / Track : Cloudy / Dry

Brands Hatch Indy  
 Circuit Length = 1.1986 miles  
 Start: 13:06 End: 13:53

# Oldies but Goldies

## QUALIFYING - RACE 2 - CLASSIFICATION

POS	NO	CL	NAME	ENTRY	TIME	ON	LAPS	GAP	DIFF	MPH
1	11	OBG	<b>NAISMITH / YOUNG</b>	Austin A95	<b>1:01.347</b>	5	12			70.33
2	16	OBG	<b>Chris JOLLY</b>	Aston Martin DB2	<b>1:02.114</b>	15	19	<b>0.767</b>	0.767	69.46
3	66	OBG	<b>Anthony ROBINSON</b>	Austin A35	<b>1:02.696</b>	15	19	<b>1.349</b>	0.582	68.82
4	24	OBG	<b>Mike WRIGLEY</b>	Austin A35	<b>1:03.785</b>	5	20	<b>2.438</b>	1.089	67.64
5	69	OBG	<b>WILLS / TWYMAN</b>	Gaz Volga M21	<b>1:07.460</b>	4	4	<b>6.113</b>	3.675	63.96
6	5	OBG	<b>DONEGAN A / DONEGAN J</b>	Austin A40 Farina	<b>1:08.410</b>	9	19	<b>7.063</b>	0.950	63.07
7	89	OBG	<b>Piers TOWNSEND</b>	Daimler Dart SP250	<b>1:09.707</b>	13	20	<b>8.360</b>	1.297	61.90

Car Nos. 11, 24 & 69 - require working transponders - Q.12.2.1

Weather / Track : Bright / Dry

These results are provisional until the conclusion of any judicial and technical matters.

Brands Hatch Indy

Circuit Length = 1.1986 miles

Start: 09:51 End: 10:17

Clerk of Course :		Timekeeper :
-------------------	--	--------------

# Oldies but Goldies

## QUALIFYING - RACE 2 - LAP ANALYSIS

<b>5</b>	<b>DONEGAN A / DONEGAN J</b>		OBGS Austin A40 Farina				
1 -	1:19.440	+ 11.030	9:53:29.459	11 -	1:27.621	+ 19.211	10:06:36.931
2 -	1:11.014	+ 2.604	9:54:40.473	12 -	1:14.577	+ 6.167	10:07:51.508
3 -	1:09.112	+ 0.702	9:55:49.585	13 -	1:15.187	+ 6.777	10:09:06.695
4 -	1:09.523	+ 1.113	9:56:59.108	14 -	1:15.590	+ 7.180	10:10:22.285
5 -	1:08.556	+ 0.146	9:58:07.664	15 -	1:14.248	+ 5.838	10:11:36.533
6 -	1:08.889	+ 0.479	9:59:16.553	16 -	1:14.140	+ 5.730	10:12:50.673
7 -	1:09.095	+ 0.685	10:00:25.648	17 -	1:13.737	+ 5.327	10:14:04.410
8 -	1:08.460	+ 0.050	10:01:34.108	18 -	1:13.254	+ 4.844	10:15:17.664
9 -	<b>1:08.410</b>		<b>10:02:42.518</b>	19 -	1:12.339	+ 3.929	10:16:30.003
10 -	2:26.792 P	+ 1:18.382	10:05:09.310				
<b>11</b>	<b>NAISMITH / YOUNG</b>		OBGB Austin A95				
1 -	1:02.963	+ 1.616	9:54:19.527	7 -	1:08.984	+ 7.637	10:02:32.656
2 -	1:01.877	+ 0.530	9:55:21.404	8 -	1:02.990	+ 1.643	10:03:35.646
3 -	1:01.514	+ 0.167	9:56:22.918	9 -	1:02.303	+ 0.956	10:04:37.949
4 -	1:02.019	+ 0.672	9:57:24.937	10 -	1:02.660	+ 1.313	10:05:40.609
5 -	<b>1:01.347</b>		<b>9:58:26.284</b>	11 -	1:01.702	+ 0.355	10:06:42.311
6 -	2:57.388 P	+ 1:56.041	10:01:23.672	12 -	1:02.580	+ 1.233	10:07:44.891
<b>16</b>	<b>Chris JOLLY</b>		OBGA Aston Martin DB2				
1 -	1:13.772	+ 11.658	9:53:21.253	11 -	1:02.347	+ 0.233	10:06:39.692
2 -	1:04.692	+ 2.578	9:54:25.945	12 -	1:02.814	+ 0.700	10:07:42.506
3 -	1:03.247	+ 1.133	9:55:29.192	13 -	1:02.576	+ 0.462	10:08:45.082
4 -	1:02.987	+ 0.873	9:56:32.179	14 -	1:04.005	+ 1.891	10:09:49.087
5 -	1:03.159	+ 1.045	9:57:35.338	15 -	<b>1:02.114</b>		<b>10:10:51.201</b>
6 -	1:02.576	+ 0.462	9:58:37.914	16 -	1:02.132	+ 0.018	10:11:53.333
7 -	1:03.042	+ 0.928	9:59:40.956	17 -	1:02.695	+ 0.581	10:12:56.028
8 -	3:40.302 P	+ 2:38.188	10:03:21.258	18 -	1:07.302	+ 5.188	10:14:03.330
9 -	1:12.302	+ 10.188	10:04:33.560	19 -	2:06.581 P	+ 1:04.467	10:16:09.911
10 -	1:03.785	+ 1.671	10:05:37.345				
<b>24</b>	<b>Mike WRIGLEY</b>		OBGS Austin A35				
1 -	1:07.831	+ 4.046	9:54:34.266	11 -	1:11.348	+ 7.563	10:07:26.232
2 -	1:04.706	+ 0.921	9:55:38.972	12 -	1:06.079	+ 2.294	10:08:32.311
3 -	1:04.620	+ 0.835	9:56:43.592	13 -	1:06.179	+ 2.394	10:09:38.490
4 -	1:04.451	+ 0.666	9:57:48.043	14 -	1:04.263	+ 0.478	10:10:42.753
5 -	<b>1:03.785</b>		<b>9:58:51.828</b>	15 -	1:04.931	+ 1.146	10:11:47.684
6 -	1:07.856	+ 4.071	9:59:59.684	16 -	1:04.164	+ 0.379	10:12:51.848
7 -	1:04.546	+ 0.761	10:01:04.230	17 -	1:04.946	+ 1.161	10:13:56.794
8 -	1:05.570	+ 1.785	10:02:09.800	18 -	1:03.916	+ 0.131	10:15:00.710
9 -	1:04.216	+ 0.431	10:03:14.016	19 -	1:03.818	+ 0.033	10:16:04.528
10 -	3:00.868 P	+ 1:57.083	10:06:14.884	20 -	1:04.345	+ 0.560	10:17:08.873
<b>66</b>	<b>Anthony ROBINSON</b>		OBGS Austin A35				
1 -	1:16.281	+ 13.585	9:53:19.927	11 -	1:03.637	+ 0.941	10:04:10.964
2 -	1:09.113	+ 6.417	9:54:29.040	12 -	1:03.351	+ 0.655	10:05:14.315
3 -	1:07.584	+ 4.888	9:55:36.624	13 -	1:04.148	+ 1.452	10:06:18.463
4 -	1:06.192	+ 3.496	9:56:42.816	14 -	1:03.043	+ 0.347	10:07:21.506
5 -	1:04.530	+ 1.834	9:57:47.346	15 -	<b>1:02.696</b>		<b>10:08:24.202</b>
6 -	1:03.964	+ 1.268	9:58:51.310	16 -	1:03.087	+ 0.391	10:09:27.289
7 -	1:04.323	+ 1.627	9:59:55.633	17 -	1:02.720	+ 0.024	10:10:30.009
8 -	1:04.402	+ 1.706	10:01:00.035	18 -	1:04.256	+ 1.560	10:11:34.265
9 -	1:03.752	+ 1.056	10:02:03.787	19 -	2:12.064 P	+ 1:09.368	10:13:46.329
10 -	1:03.540	+ 0.844	10:03:07.327				
<b>69</b>	<b>WILLS / TWYMAN</b>		OBGB Gaz Volga M21				
1 -	1:09.385	+ 1.925	9:54:32.976	3 -	1:08.929	+ 1.469	9:56:50.317
2 -	1:08.412	+ 0.952	9:55:41.388	4 -	<b>1:07.460</b>		<b>9:57:57.777</b>
<b>89</b>	<b>Piers TOWNSEND</b>		OBGB Daimler Dart SP250				
1 -	1:21.099	+ 11.392	9:53:22.601	11 -	1:10.361	+ 0.654	10:05:13.350

Car Nos. 11, 24 & 69 - require working transponders - Q.12.2.1

Weather / Track : Bright / Dry

Brands Hatch Indy  
Circuit Length = 1.1986 miles  
Start: 09:51 End: 10:17

## Oldies but Goldies

### QUALIFYING - RACE 2 - LAP ANALYSIS

2 -	1:13.636	+ 3.929	9:54:36.237	12 -	1:09.828	+ 0.121	10:06:23.178
3 -	1:11.827	+ 2.120	9:55:48.064	13 -	<b>1:09.707</b>		<b>10:07:32.885</b>
4 -	1:11.435	+ 1.728	9:56:59.499	14 -	1:10.471	+ 0.764	10:08:43.356
5 -	1:10.257	+ 0.550	9:58:09.756	15 -	1:13.724	+ 4.017	10:09:57.080
6 -	1:10.057	+ 0.350	9:59:19.813	16 -	1:48.696 P	+ 38.989	10:11:45.776
7 -	1:09.877	+ 0.170	10:00:29.690	17 -	1:29.372	+ 19.665	10:13:15.148
8 -	1:10.537	+ 0.830	10:01:40.227	18 -	1:16.206	+ 6.499	10:14:31.354
9 -	1:11.791	+ 2.084	10:02:52.018	19 -	1:16.259	+ 6.552	10:15:47.613
10 -	1:10.971	+ 1.264	10:04:02.989	20 -	1:14.554	+ 4.847	10:17:02.167


Car Nos. 11, 24 & 69 - require working transponders - Q.12.2.1

Weather / Track : Bright / Dry

Brands Hatch Indy  
Circuit Length = 1.1986 miles  
Start: 09:51 End: 10:17

# Oldies but Goldies

## RACE 2 - GRID

ROW 4	1:09.707 89 Piers TOWNSEND	
ROW 3	1:07.460 69 WILLS / TWYMAN	1:08.410 5 DONEGAN A / DONEGAN J
ROW 2	1:02.696 66 Anthony ROBINSON	1:03.785 24 Mike WRIGLEY
ROW 1	1:01.347 11 NAISMITH / YOUNG	1:02.114 16 Chris JOLLY
<b>Pole</b>		
		

Brands Hatch Indy  
Circuit Length = 1.1986 miles

**These results are provisional until the conclusion of any judicial and technical matters.**

Clerk of Course :		Timekeeper :
-------------------	--	--------------

# Oldies but Goldies

## RACE 2 - CLASSIFICATION

POS	NO	CL	NAME	ENTRY	LAPS	TIME	GAP	DIFF	MPH	BEST	ON
1	16	OBG	<b>Chris JOLLY</b>	Aston Martin DB2	42	45:15.870			66.73	1:01.846	33
2	11	OBG	<b>NAISMITH / YOUNG</b>	Austin A95	40	43:18.416	2 laps	2 laps	66.42	1:01.636	37
3	66	OBG	<b>Anthony ROBINSON</b>	Austin A35	40	45:22.790	2 laps	2:04.374	63.39	1:03.625	20
4	24	OBG	<b>Mike WRIGLEY</b>	Austin A35	40	45:54.122	2 laps	31.332	62.67	1:04.601	13
5	5	OBG	<b>DONEGAN J / DONEGAN A</b>	Austin A40 Farina	38	46:17.261	4 laps	2 laps	59.04	1:07.521	33
NOT CLASSIFIED											
DNC	89	OBG	<b>Piers TOWNSEND</b>	Daimler Dart SP250	4	5:39.102	38 laps	34 laps	50.89	1:15.182	2
FASTEST LAP											
11	OBG	<b>NAISMITH / YOUNG</b>	Austin A95	37	1:01.636	70.00 mph	112.66 kph				
16	OBG	<b>Chris JOLLY</b>	Aston Martin DB2	33	1:01.846	69.77 mph	112.28 kph				
66	OBG	<b>Anthony ROBINSON</b>	Austin A35	20	1:03.625	67.82 mph	109.14 kph				

Car No. 11 - still has no working transponder - Q.12.2.1

Weather / Track : Cloudy / Dry

These results are provisional until the conclusion of any judicial and technical matters.

Brands Hatch Indy

Circuit Length = 1.1986 miles

Start: 14:08 End: 14:55

Clerk of Course :		Timekeeper :
-------------------	--	--------------

**Oldies but Goldies**  
**RACE 2 - LAP CHART**

Lap 1			Lap 2			Lap 3			Lap 4			Lap 5		
No	Behind	Laptime	No	Behind	Laptime	No	Behind	Laptime	No	Behind	Laptime	No	Behind	Laptime
16		1:08.034	16		1:02.726	16		1:03.079	16		1:03.154	16		1:02.739
11	0.359	1:08.393	11	1.096	1:03.463	11	0.782	1:02.765	11	0.420	1:02.792	11	0.344	1:02.663
66	1.735	1:09.769	66	3.871	1:04.862	66	6.413	1:05.621	66	8.755	1:05.496	66	11.326	1:05.310
24	3.809	1:11.843	24	8.384	1:07.301	24	11.135	1:05.830	24	13.920	1:05.939	24	16.250	1:05.069
89	7.740	1:15.774	89	20.196	1:15.182	5	30.370	1:12.901	5	39.484	1:12.268	P89	1 LAP	1:49.181 P
5	10.619	1:18.653	5	20.548	1:12.655	89	36.082	1:18.965				5	48.396	1:11.651

Car No. 11 - still has no working transponder - Q.12.2.1

Weather / Track : Cloudy / Dry

Brands Hatch Indy  
 Circuit Length = 1.1986 miles  
 Start: 14:08 End: 14:55

**Oldies but Goldies**  
**RACE 2 - LAP CHART**

Lap 6			Lap 7			Lap 8			Lap 9			Lap 10		
No	Behind	Laptime	No	Behind	Laptime	No	Behind	Laptime	No	Behind	Laptime	No	Behind	Laptime
16		1:02.445	16		1:03.112	16		1:03.339	16		1:02.905	16		1:02.333
11	0.176	1:02.277	11	0.461	1:03.397	11	0.564	1:03.442	11	0.238	1:02.579	11	0.224	1:02.319
66	13.687	1:04.806	66	15.112	1:04.537	5	1 LAP	1:12.257	5	1 LAP	1:13.528	66	20.353	1:05.042
24	18.707	1:04.902	24	20.742	1:05.147	66	15.899	1:04.126	66	17.644	1:04.650	5	1 LAP	1:12.825
5	58.792	1:12.841				24	23.236	1:05.833	24	26.478	1:06.147	24	29.122	1:04.977

Car No. 11 - still has no working transponder - Q.12.2.1

Weather / Track : Cloudy / Dry

Brands Hatch Indy  
 Circuit Length = 1.1986 miles  
 Start: 14:08 End: 14:55

**Oldies but Goldies**  
**RACE 2 - LAP CHART**

Lap 11			Lap 12			Lap 13			Lap 14			Lap 15		
No	Behind	Laptime	No	Behind	Laptime	No	Behind	Laptime	No	Behind	Laptime	No	Behind	Laptime
16		1:02.614	16		1:02.478	16		1:02.281	16		1:02.495	16		1:02.824
11	0.101	1:02.491	11	0.292	1:02.669	11	0.341	1:02.330	11	0.168	1:02.322	11	0.201	1:02.857
66	22.093	1:04.354	66	23.589	1:03.974	66	25.118	1:03.810	66	26.612	1:03.989	5	2 LAPS	1:11.949
24	31.192	1:04.684	24	33.832	1:05.118	24	36.152	1:04.601	24	38.393	1:04.736	66	28.350	1:04.562
5	1 LAP	1:13.157	5	1 LAP	1:13.438	5	1 LAP	1:12.795				24	40.886	1:05.317

Car No. 11 - still has no working transponder - Q.12.2.1

Weather / Track : Cloudy / Dry

Brands Hatch Indy  
 Circuit Length = 1.1986 miles  
 Start: 14:08 End: 14:55

**Oldies but Goldies**  
**RACE 2 - LAP CHART**

Lap 16			Lap 17			Lap 18			Lap 19			Lap 20		
No	Behind	Laptime	No	Behind	Laptime	No	Behind	Laptime	No	Behind	Laptime	No	Behind	Laptime
16		1:01.860	16		1:02.411	16		1:02.661	16		1:02.328	66		1:03.625
11	0.183	1:01.842	11	4.321	1:06.549	11	4.220	1:02.560	11	5.046	1:03.154	5	2 LAPS	1:10.906
5	2 LAPS	1:12.362	5	2 LAPS	1:12.441	66	33.392	1:04.261	66	34.940	1:03.876	24	1 LAP	1:08.340
66	30.232	1:03.742	66	31.792	1:03.971	5	2 LAPS	1:12.303	5	2 LAPS	1:11.505	P16	42.552	2:21.117 P
24	44.542	1:05.516	24	47.392	1:05.261				P24	1 LAP	2:18.848 P	P11	49.195	2:22.714 P
												24	1:37.139	1:06.113

Car No. 11 - still has no working transponder - Q.12.2.1

Weather / Track : Cloudy / Dry

Brands Hatch Indy  
 Circuit Length = 1.1986 miles  
 Start: 14:08 End: 14:55

**Oldies but Goldies**  
**RACE 2 - LAP CHART**

Lap 21			Lap 22			Lap 23			Lap 24			Lap 25		
No	Behind	Laptime	No	Behind	Laptime	No	Behind	Laptime	No	Behind	Laptime	No	Behind	Laptime
16		1:07.060	16		1:02.301	16		1:02.386	16		1:02.696	16		1:02.274
11	7.371	1:07.788	11	7.426	1:02.356	11	8.073	1:03.033	11	7.938	1:02.561	11	8.063	1:02.399
P66	36.942	2:26.554 P	66	42.365	1:07.724	5	3 LAPS	1:17.278	5	3 LAPS	1:08.247	5	3 LAPS	1:09.049
24	53.983	1:06.456	24	58.338	1:06.656	66	44.223	1:04.244	P24	1 LAP	1:31.372 P	24	1 LAP	1:11.129
P5	2 LAPS	2:34.470 P							66	45.498	1:03.971	66	47.201	1:03.977

Car No. 11 - still has no working transponder - Q.12.2.1

Weather / Track : Cloudy / Dry

Brands Hatch Indy  
 Circuit Length = 1.1986 miles  
 Start: 14:08 End: 14:55

**Oldies but Goldies**  
**RACE 2 - LAP CHART**

Lap 26			Lap 27			Lap 28			Lap 29			Lap 30		
No	Behind	Laptime	No	Behind	Laptime	No	Behind	Laptime	No	Behind	Laptime	No	Behind	Laptime
16		1:02.345	16		1:02.233	16		1:01.992	16		1:02.540	16		1:02.293
11	7.862	1:02.144	11	7.687	1:02.058	11	7.948	1:02.253	66	1 LAP	1:08.295	66	1 LAP	1:07.417
5	3 LAPS	1:09.133	5	3 LAPS	1:08.752	24	1 LAP	1:05.508	11	7.459	1:02.051	11	7.075	1:01.909
24	1 LAP	1:05.643	24	1 LAP	1:06.026	5	3 LAPS	1:08.896	24	1 LAP	1:04.814	24	1 LAP	1:05.110
66	50.794	1:05.938	66	57.843	1:09.282				5	3 LAPS	1:09.162	5	3 LAPS	1:08.980

Car No. 11 - still has no working transponder - Q.12.2.1

Weather / Track : Cloudy / Dry

Brands Hatch Indy  
 Circuit Length = 1.1986 miles  
 Start: 14:08 End: 14:55

**Oldies but Goldies**  
**RACE 2 - LAP CHART**

Lap 31			Lap 32			Lap 33			Lap 34			Lap 35		
No	Behind	Laptime	No	Behind	Laptime	No	Behind	Laptime	No	Behind	Laptime	No	Behind	Laptime
16		1:02.516	16		1:02.920	16		1:01.846	16		1:01.952	16		1:02.260
11	6.779	1:02.220	5	4 LAPS	1:08.732	11	6.163	1:02.421	11	6.137	1:01.926	11	5.850	1:01.973
66	1 LAP	1:08.090	11	5.588	1:01.729	5	4 LAPS	1:11.754	5	4 LAPS	1:08.028	P24	2 LAPS	1:21.114 P
24	1 LAP	1:04.942	66	1 LAP	1:08.026	66	1 LAP	1:07.834	66	1 LAP	1:07.797	5	4 LAPS	1:08.457
			24	1 LAP	1:05.151	24	1 LAP	1:05.469				66	1 LAP	1:08.087

Car No. 11 - still has no working transponder - Q.12.2.1

Weather / Track : Cloudy / Dry

Brands Hatch Indy  
 Circuit Length = 1.1986 miles  
 Start: 14:08 End: 14:55

**Oldies but Goldies**  
**RACE 2 - LAP CHART**

Lap 36			Lap 37			Lap 38			Lap 39			Lap 40		
No	Behind	Laptime	No	Behind	Laptime	No	Behind	Laptime	No	Behind	Laptime	No	Behind	Laptime
16		1:02.492	16		1:02.328	16		1:02.107	16		1:02.324	16		1:02.140
11	5.241	1:01.883	11	4.549	1:01.636	11	6.696	1:04.254	11	7.435	1:03.063	11	10.476	1:05.181
24	2 LAPS	1:09.891	24	2 LAPS	1:05.936	24	2 LAPS	1:05.169	24	2 LAPS	1:05.294	24	2 LAPS	1:05.341
5	4 LAPS	1:08.210	5	4 LAPS	1:07.521	5	4 LAPS	1:07.563	5	4 LAPS	1:07.726	5	4 LAPS	1:07.960
66	1 LAP	1:08.214	66	1 LAP	1:08.175	66	1 LAP	1:08.439	66	1 LAP	1:08.213			

Car No. 11 - still has no working transponder - Q.12.2.1

Weather / Track : Cloudy / Dry

Brands Hatch Indy  
 Circuit Length = 1.1986 miles  
 Start: 14:08 End: 14:55

**Oldies but Goldies**  
**RACE 2 - LAP CHART**

Lap 41			Lap 42		
No	Behind	Laptime	No	Behind	Laptime
16		1:02.936	16		1:04.994
66	2 LAPS	1:09.017	66	2 LAPS	1:09.113
24	2 LAPS	1:06.221	24	2 LAPS	1:05.358
5	4 LAPS	1:08.649	5	4 LAPS	1:08.259

**Car No. 11 - still has no working transponder - Q.12.2.1**

**Weather / Track : Cloudy / Dry**

Brands Hatch Indy  
Circuit Length = 1.1986 miles  
Start: 14:08 End: 14:55

**Formula Ford "Champion of Brands"**  
**QUALIFYING - RACE 3 - CLASSIFICATION**

POS	NO	CL	NAME	ENTRY	TIME	ON	LAPS	GAP	DIFF	MPH
1	90	B	Josh BARNETT	Van Diemen BR001	50.981	13	17			84.64
2	4	B	Alex KAPADIA	Ray 97	51.249	16	17	0.268	0.268	84.19
3	27	B	Jonathan HOAD	Van Diemen RE90	51.664	11	16	0.683	0.415	83.52
4	22	B	Jamie JARDINE	Ray GRS07	52.014	12	17	1.033	0.350	82.95
5	2	B	Roger WILLS	Van Diemen RF92	52.016	10	12	1.035	0.002	82.95
6	25	B	Dieter-Klaus HAECKEL	Van Diemen RF92	52.067	5	12	1.086	0.051	82.87
7	56	B	Jon DAVIS	Van Diemen RF92	52.403	14	17	1.422	0.336	82.34
8	10	B	Miles JOHNSTON	Mygale SJ01	52.607	10	17	1.626	0.204	82.02
9	66	B	Kevan McLURG	Van Diemen RF00	52.953	11	15	1.972	0.346	81.48
10	64	B	David COOPER	Swift SC9SF	53.298	13	17	2.317	0.345	80.96
11	41	B	Tom STOTEN	Swift SL93	53.373	14	16	2.392	0.075	80.84
12	86	B	George SALTER	Spectrum 011C	53.728	5	5	2.747	0.355	80.31
13	12	B	Shaun MACKLIN	Swift SC92	54.104	15	16	3.123	0.376	79.75

Weather / Track : Sunny / Dry  
 These results are provisional until the conclusion of any judicial and technical matters.

Brands Hatch Indy  
 Circuit Length = 1.1986 miles  
 Start: 10:31 End: 10:47

Clerk of Course :		Timekeeper :
-------------------	--	--------------

# Formula Ford "Champion of Brands"

## QUALIFYING - RACE 3 - LAP ANALYSIS

<b>2</b>	<b>Roger WILLS</b>		<b>B Van Diemen RF92</b>				
1 -	1:00.578	+ 8.562	10:33:00.333	7 -	52.361	+ 0.345	10:38:17.623
2 -	52.940	+ 0.924	10:33:53.273	8 -	52.055	+ 0.039	10:39:09.678
3 -	53.769	+ 1.753	10:34:47.042	9 -	52.176	+ 0.160	10:40:01.854
4 -	53.491	+ 1.475	10:35:40.533	10 -	<b>52.016</b>		<b>10:40:53.870</b>
5 -	52.374	+ 0.358	10:36:32.907	11 -	52.112	+ 0.096	10:41:45.982
6 -	52.355	+ 0.339	10:37:25.262	12 -	52.132	+ 0.116	10:42:38.114
<b>4</b>	<b>Alex KAPADIA</b>		<b>B Ray 97</b>				
1 -	59.073	+ 7.824	10:33:00.652	10 -	51.649	+ 0.400	10:41:03.859
2 -	52.812	+ 1.563	10:33:53.464	11 -	51.465	+ 0.216	10:41:55.324
3 -	53.762	+ 2.513	10:34:47.226	12 -	51.406	+ 0.157	10:42:46.730
4 -	1:01.239	+ 9.990	10:35:48.465	13 -	54.506	+ 3.257	10:43:41.236
5 -	52.007	+ 0.758	10:36:40.472	14 -	51.301	+ 0.052	10:44:32.537
6 -	52.418	+ 1.169	10:37:32.890	15 -	52.914	+ 1.665	10:45:25.451
7 -	51.953	+ 0.704	10:38:24.843	16 -	<b>51.249</b>		<b>10:46:16.700</b>
8 -	55.610	+ 4.361	10:39:20.453	17 -	52.266	+ 1.017	10:47:08.966
9 -	51.757	+ 0.508	10:40:12.210				
<b>10</b>	<b>Miles JOHNSTON</b>		<b>B Mygale SJ01</b>				
1 -	1:01.611	+ 9.004	10:33:09.273	10 -	<b>52.607</b>		<b>10:41:15.817</b>
2 -	54.632	+ 2.025	10:34:03.905	11 -	53.602	+ 0.995	10:42:09.419
3 -	53.355	+ 0.748	10:34:57.260	12 -	52.850	+ 0.243	10:43:02.269
4 -	52.707	+ 0.100	10:35:49.967	13 -	52.883	+ 0.276	10:43:55.152
5 -	1:00.512	+ 7.905	10:36:50.479	14 -	53.174	+ 0.567	10:44:48.326
6 -	53.238	+ 0.631	10:37:43.717	15 -	52.712	+ 0.105	10:45:41.038
7 -	53.091	+ 0.484	10:38:36.808	16 -	56.097	+ 3.490	10:46:37.135
8 -	53.769	+ 1.162	10:39:30.577	17 -	53.852	+ 1.245	10:47:30.987
9 -	52.633	+ 0.026	10:40:23.210				
<b>12</b>	<b>Shaun MACKLIN</b>		<b>B Swift SC92</b>				
1 -	1:06.777	+ 12.673	10:33:21.716	9 -	54.980	+ 0.876	10:40:45.952
2 -	55.742	+ 1.638	10:34:17.458	10 -	54.180	+ 0.076	10:41:40.132
3 -	54.648	+ 0.544	10:35:12.106	11 -	54.598	+ 0.494	10:42:34.730
4 -	56.042	+ 1.938	10:36:08.148	12 -	54.394	+ 0.290	10:43:29.124
5 -	54.648	+ 0.544	10:37:02.796	13 -	54.492	+ 0.388	10:44:23.616
6 -	57.033	+ 2.929	10:37:59.829	14 -	54.941	+ 0.837	10:45:18.557
7 -	56.118	+ 2.014	10:38:55.947	15 -	<b>54.104</b>		<b>10:46:12.661</b>
8 -	55.025	+ 0.921	10:39:50.972	16 -	54.347	+ 0.243	10:47:07.008
<b>22</b>	<b>Jamie JARDINE</b>		<b>B Ray GRS07</b>				
1 -	58.553	+ 6.539	10:33:02.205	10 -	52.168	+ 0.154	10:40:55.061
2 -	53.107	+ 1.093	10:33:55.312	11 -	52.160	+ 0.146	10:41:47.221
3 -	52.811	+ 0.797	10:34:48.123	12 -	<b>52.014</b>		<b>10:42:39.235</b>
4 -	52.651	+ 0.637	10:35:40.774	13 -	52.539	+ 0.525	10:43:31.774
5 -	52.743	+ 0.729	10:36:33.517	14 -	52.245	+ 0.231	10:44:24.019
6 -	52.373	+ 0.359	10:37:25.890	15 -	52.493	+ 0.479	10:45:16.512
7 -	52.564	+ 0.550	10:38:18.454	16 -	52.237	+ 0.223	10:46:08.749
8 -	52.195	+ 0.181	10:39:10.649	17 -	52.260	+ 0.246	10:47:01.009
9 -	52.244	+ 0.230	10:40:02.893				
<b>25</b>	<b>Dieter-Klaus HAECKEL</b>		<b>B Van Diemen RF92</b>				
1 -	58.134	+ 6.067	10:33:02.765	7 -	52.197	+ 0.130	10:38:18.992
2 -	54.018	+ 1.951	10:33:56.783	8 -	5:09.918 P	+ 4:17.851	10:43:28.910
3 -	52.978	+ 0.911	10:34:49.761	9 -	57.017	+ 4.950	10:44:25.927
4 -	52.664	+ 0.597	10:35:42.425	10 -	52.454	+ 0.387	10:45:18.381
5 -	<b>52.067</b>		<b>10:36:34.492</b>	11 -	52.530	+ 0.463	10:46:10.911
6 -	52.303	+ 0.236	10:37:26.795	12 -	59.054	+ 6.987	10:47:09.965
<b>27</b>	<b>Jonathan HOAD</b>		<b>B Van Diemen RE90</b>				
1 -	1:00.118	+ 8.454	10:33:00.553	9 -	2:25.380 P	+ 1:33.716	10:41:32.403
2 -	53.329	+ 1.665	10:33:53.882	10 -	56.343	+ 4.679	10:42:28.746

Weather / Track : Sunny / Dry

Brands Hatch Indy  
Circuit Length = 1.1986 miles  
Start: 10:31 End: 10:47

# Formula Ford "Champion of Brands"

## QUALIFYING - RACE 3 - LAP ANALYSIS

3 -	53.292	+ 1.628	10:34:47.174	11 -	<b>51.664</b>		<b>10:43:20.410</b>
4 -	52.338	+ 0.674	10:35:39.512	12 -	55.023	+ 3.359	10:44:15.433
5 -	51.768	+ 0.104	10:36:31.280	13 -	51.866	+ 0.202	10:45:07.299
6 -	51.705	+ 0.041	10:37:22.985	14 -	51.681	+ 0.017	10:45:58.980
7 -	52.270	+ 0.606	10:38:15.255	15 -	51.714	+ 0.050	10:46:50.694
8 -	51.768	+ 0.104	10:39:07.023	16 -	51.959	+ 0.295	10:47:42.653
<b>41</b>	<b>Tom STOTEN</b> B Swift SL93						
1 -	1:03.352	+ 9.979	10:33:13.655	9 -	54.679	+ 1.306	10:41:24.409
2 -	56.762	+ 3.389	10:34:10.417	10 -	54.786	+ 1.413	10:42:19.195
3 -	55.789	+ 2.416	10:35:06.206	11 -	54.507	+ 1.134	10:43:13.702
4 -	55.045	+ 1.672	10:36:01.251	12 -	53.709	+ 0.336	10:44:07.411
5 -	54.036	+ 0.663	10:36:55.287	13 -	53.743	+ 0.370	10:45:01.154
6 -	1:38.585 P	+ 45.212	10:38:33.872	14 -	<b>53.373</b>		<b>10:45:54.527</b>
7 -	1:00.912	+ 7.539	10:39:34.784	15 -	53.408	+ 0.035	10:46:47.935
8 -	54.946	+ 1.573	10:40:29.730	16 -	53.565	+ 0.192	10:47:41.500
<b>56</b>	<b>Jon DAVIS</b> B Van Diemen RF92						
1 -	1:02.124	+ 9.721	10:33:11.496	10 -	53.169	+ 0.766	10:41:20.626
2 -	56.219	+ 3.816	10:34:07.715	11 -	53.062	+ 0.659	10:42:13.688
3 -	55.266	+ 2.863	10:35:02.981	12 -	52.551	+ 0.148	10:43:06.239
4 -	54.611	+ 2.208	10:35:57.592	13 -	52.681	+ 0.278	10:43:58.920
5 -	53.678	+ 1.275	10:36:51.270	14 -	<b>52.403</b>		<b>10:44:51.323</b>
6 -	54.603	+ 2.200	10:37:45.873	15 -	52.423	+ 0.020	10:45:43.746
7 -	54.365	+ 1.962	10:38:40.238	16 -	53.087	+ 0.684	10:46:36.833
8 -	54.054	+ 1.651	10:39:34.292	17 -	53.440	+ 1.037	10:47:30.273
9 -	53.165	+ 0.762	10:40:27.457				
<b>64</b>	<b>David COOPER</b> B Swift SC9SF						
1 -	1:05.941	+ 12.643	10:33:12.425	10 -	53.544	+ 0.246	10:41:24.931
2 -	56.385	+ 3.087	10:34:08.810	11 -	55.279	+ 1.981	10:42:20.210
3 -	55.478	+ 2.180	10:35:04.288	12 -	56.174	+ 2.876	10:43:16.384
4 -	54.669	+ 1.371	10:35:58.957	13 -	<b>53.298</b>		<b>10:44:09.682</b>
5 -	54.234	+ 0.936	10:36:53.191	14 -	53.473	+ 0.175	10:45:03.155
6 -	54.788	+ 1.490	10:37:47.979	15 -	54.408	+ 1.110	10:45:57.563
7 -	55.256	+ 1.958	10:38:43.235	16 -	57.164	+ 3.866	10:46:54.727
8 -	54.024	+ 0.726	10:39:37.259	17 -	53.407	+ 0.109	10:47:48.134
9 -	54.128	+ 0.830	10:40:31.387				
<b>66</b>	<b>Kevan McLURG</b> B Van Diemen RF00						
1 -	1:07.195	+ 14.242	10:33:20.545	9 -	53.160	+ 0.207	10:40:33.788
2 -	56.031	+ 3.078	10:34:16.576	10 -	58.829	+ 5.876	10:41:32.617
3 -	54.680	+ 1.727	10:35:11.256	11 -	<b>52.953</b>		<b>10:42:25.570</b>
4 -	53.973	+ 1.020	10:36:05.229	12 -	53.391	+ 0.438	10:43:18.961
5 -	53.611	+ 0.658	10:36:58.840	13 -	53.910	+ 0.957	10:44:12.871
6 -	53.282	+ 0.329	10:37:52.122	14 -	53.522	+ 0.569	10:45:06.393
7 -	54.769	+ 1.816	10:38:46.891	15 -	53.704	+ 0.751	10:46:00.097
8 -	53.737	+ 0.784	10:39:40.628				
<b>86</b>	<b>George SALTER</b> B Spectrum 011C						
1 -	59.646	+ 5.918	10:33:02.057	4 -	54.126	+ 0.398	10:35:45.264
2 -	54.944	+ 1.216	10:33:57.001	5 -	<b>53.728</b>		<b>10:36:38.992</b>
3 -	54.137	+ 0.409	10:34:51.138				
<b>90</b>	<b>Josh BARNETT</b> B Van Diemen BR001						
1 -	1:10.061	+ 19.080	10:33:18.718	10 -	51.308	+ 0.327	10:41:27.948
2 -	1:02.847	+ 11.866	10:34:21.565	11 -	51.508	+ 0.527	10:42:19.456
3 -	52.426	+ 1.445	10:35:13.991	12 -	51.348	+ 0.367	10:43:10.804
4 -	52.617	+ 1.636	10:36:06.608	13 -	<b>50.981</b>		<b>10:44:01.785</b>
5 -	52.279	+ 1.298	10:36:58.887	14 -	51.334	+ 0.353	10:44:53.119
6 -	1:00.582	+ 9.601	10:37:59.469	15 -	54.774	+ 3.793	10:45:47.893
7 -	54.566	+ 3.585	10:38:54.035	16 -	53.038	+ 2.057	10:46:40.931
8 -	51.504	+ 0.523	10:39:45.539	17 -	51.102	+ 0.121	10:47:32.033

Weather / Track : Sunny / Dry

Brands Hatch Indy  
Circuit Length = 1.1986 miles  
Start: 10:31 End: 10:47

**Formula Ford "Champion of Brands"  
QUALIFYING - RACE 3 - LAP ANALYSIS**


9 -	51.101	+ 0.120	10:40:36.640			
-----	--------	---------	--------------	--	--	--

Weather / Track : Sunny / Dry

Brands Hatch Indy  
Circuit Length = 1.1986 miles  
Start: 10:31 End: 10:47

# Formula Ford "Champion of Brands"

## RACE 3 - GRID

ROW 7	54.104 12 Shaun MACKLIN	53.728 86 George SALTER
ROW 6	53.373 41 Tom STOTEN	53.298 64 David COOPER
ROW 5	52.953 66 Kevan McLURG	52.607 10 Miles JOHNSTON
ROW 4	52.403 56 Jon DAVIS	52.067 25 Dieter-Klaus HAECKEL
ROW 3	52.016 2 Roger WILLS	52.014 22 Jamie JARDINE
ROW 2	51.664 27 Jonathan HOAD	51.249 4 Alex KAPADIA
ROW 1	50.981 90 Josh BARNETT	
<b>Pole</b>		
		

Brands Hatch Indy  
Circuit Length = 1.1986 miles

**These results are provisional until the conclusion of any judicial and technical matters.**

Clerk of Course :		Timekeeper :
-------------------	--	--------------

# Formula Ford "Champion of Brands"

## RACE 3 - CLASSIFICATION

POS	NO	CL	NAME	ENTRY	LAPS	TIME	GAP	DIFF	MPH	BEST	ON
1	90	B	Josh BARNETT	Van Diemen BR001	24	20:45.793			83.12	50.677	17
2	4	B	Alex KAPADIA	Ray 97	24	20:47.459	1.666	1.666	83.01	50.918	20
3	2	B	Roger WILLS	Van Diemen RF92	24	21:04.113	18.320	16.654	81.92	51.748	19
4	10	B	Miles JOHNSTON	Mygale SJ01	24	21:28.286	42.493	24.173	80.38	51.910	11
5	56	B	Jon DAVIS	Van Diemen RF92	24	21:28.441	42.648	0.155	80.37	52.374	13
6	86	B	George SALTER	Spectrum 011C	24	21:38.477	52.684	10.036	79.75	52.898	22
7	64	B	David COOPER	Swift SC9SF	23	20:45.917	1 lap	1 lap	79.65	53.126	21
8	25	B	Dieter-Klaus HAECKEL	Van Diemen RF92	23	20:50.230	1 lap	4.313	79.38	52.776	17
9	41	B	Tom STOTEN	Swift SL93	23	20:59.749	1 lap	9.519	78.78	53.176	23
10	12	B	Shaun MACKLIN	Swift SC92	23	21:07.395	1 lap	7.646	78.30	53.813	19
11	66	B	Kevan McLURG	Van Diemen RF00	23	21:07.948	1 lap	0.553	78.27	53.165	23
12	27	B	Jonathan HOAD	Van Diemen RE90	21	20:56.268	3 laps	2 laps	72.13	51.388	21
NOT CLASSIFIED											
DNF	22	B	Jamie JARDINE	Ray GRS07	14	12:25.273	10 laps	7 laps	81.05	52.064	14
FASTEST LAP											
90	B	Josh BARNETT	Van Diemen BR001		17	50.677		85.14 mph		137.03 kph	

Weather / Track : Cloudy / Dry  
 These results are provisional until the conclusion of any judicial and technical matters.

Brands Hatch Indy  
 Circuit Length = 1.1986 miles  
 Start: 15:06 End: 15:28

Clerk of Course :		Timekeeper :	
-------------------	--	--------------	--

# Formula Ford "Champion of Brands"

## RACE 3 - LAP CHART

Lap 1			Lap 2			Lap 3			Lap 4			Lap 5		
No	Behind	Laptime	No	Behind	Laptime	No	Behind	Laptime	No	Behind	Laptime	No	Behind	Laptime
4		59.688	4		52.046	4		51.755	4		51.367	4		51.663
27	0.461	1:00.149	27	0.753	52.338	27	0.877	51.879	27	1.501	51.991	90	1.666	51.731
90	0.767	1:00.455	90	0.931	52.210	90	1.035	51.859	90	1.598	51.930	27	1.700	51.862
22	1.860	1:01.548	22	2.749	52.935	22	4.060	53.066	22	5.404	52.711	22	6.503	52.762
10	2.118	1:01.806	10	2.847	52.775	10	4.276	53.184	10	6.066	53.157	10	7.035	52.632
2	3.782	1:03.470	2	4.710	52.974	2	5.523	52.568	2	6.391	52.235	2	7.193	52.465
66	4.533	1:04.221	56	7.011	54.205	56	8.254	52.998	56	10.177	53.290	56	11.738	53.224
86	4.683	1:04.371	86	7.381	54.744	86	9.295	53.669	86	11.073	53.145	86	13.582	54.172
56	4.852	1:04.540	64	7.799	53.902	64	9.613	53.569	64	11.486	53.240	64	13.806	53.983
64	5.943	1:05.631	12	8.933	54.554	12	11.000	53.822	12	14.331	54.698	12	17.266	54.598
41	6.202	1:05.890	41	9.535	55.379	41	12.397	54.617	41	15.196	54.166	41	17.662	54.129
12	6.425	1:06.113	66	19.061	1:06.574	66	21.880	54.574	66	24.320	53.807	25	26.881	53.482
25	20.112	1:19.800	25	21.864	53.798	25	23.402	53.293	25	25.062	53.027	66	27.436	54.779

Weather / Track : Cloudy / Dry

Brands Hatch Indy  
 Circuit Length = 1.1986 miles  
 Start: 15:06 End: 15:28

# Formula Ford "Champion of Brands"

## RACE 3 - LAP CHART

Lap 6			Lap 7			Lap 8			Lap 9			Lap 10		
No	Behind	Laptime	No	Behind	Laptime	No	Behind	Laptime	No	Behind	Laptime	No	Behind	Laptime
4		51.980	4		52.170	4		52.048	4		52.176	4		51.734
90	0.931	51.245	90	0.082	51.321	90	0.070	52.036	90	0.126	52.232	90	0.057	51.665
27	1.541	51.821	27	0.797	51.426	27	0.354	51.605	27	0.325	52.147	27	0.475	51.884
22	7.117	52.594	22	7.510	52.563	2	8.247	52.549	2	8.175	52.104	2	8.324	51.883
2	7.883	52.670	2	7.746	52.033	22	8.465	53.003	22	9.016	52.727	22	9.887	52.605
10	8.333	53.278	10	9.048	52.885	10	9.557	52.557	10	10.113	52.732	10	10.815	52.436
56	12.605	52.847	56	13.189	52.754	56	14.117	52.976	56	14.444	52.503	56	16.573	53.863
86	15.667	54.065	86	17.319	53.822	86	18.880	53.609	86	20.338	53.634	64	22.015	53.147
64	15.870	54.044	64	17.572	53.872	64	19.325	53.801	64	20.602	53.453	86	22.181	53.577
12	19.698	54.412	12	21.974	54.446	12	24.371	54.445	12	26.388	54.193	12	29.455	54.801
41	20.484	54.802	41	22.550	54.236	41	24.725	54.223	41	26.646	54.097	41	29.962	55.050
25	28.533	53.632	25	29.589	53.226	25	30.529	52.988	25	31.283	52.930	25	32.567	53.018
66	29.695	54.239	66	30.859	53.334	66	32.278	53.467	66	33.810	53.708	66	35.994	53.918

Weather / Track : Cloudy / Dry

Brands Hatch Indy  
 Circuit Length = 1.1986 miles  
 Start: 15:06 End: 15:28

# Formula Ford "Champion of Brands"

## RACE 3 - LAP CHART

Lap 11			Lap 12			Lap 13			Lap 14			Lap 15		
No	Behind	Laptime	No	Behind	Laptime	No	Behind	Laptime	No	Behind	Laptime	No	Behind	Laptime
4		51.641	4		52.120	4		51.595	4		51.464	90		51.525
90	0.015	51.599	90	0.036	52.141	90	0.050	51.609	90	0.138	51.552	4	0.039	51.702
27	0.356	51.522	27	0.334	52.098	27	0.336	51.597	27	0.305	51.433	27	0.610	51.968
2	8.623	51.940	2	8.475	51.972	2	8.811	51.931	2	9.272	51.925	2	9.432	51.823
22	10.501	52.255	22	10.692	52.311	22	11.226	52.129	22	11.826	52.064	10	12.770	52.265
10	11.084	51.910	10	10.896	51.932	10	11.506	52.205	10	12.168	52.126	56	23.369	53.064
56	18.086	53.154	56	18.868	52.902	56	19.647	52.374	56	21.968	53.785	86	31.017	53.491
86	24.185	53.645	86	25.470	53.405	86	27.423	53.548	86	29.189	53.230	64	31.158	53.235
64	24.717	54.343	64	25.849	53.252	64	27.808	53.554	64	29.586	53.242	25	40.197	53.321
12	32.203	54.389	12	34.842	54.759	25	36.964	53.279	25	38.539	53.039	12	44.608	55.242
41	32.639	54.318	25	35.280	53.645	12	38.581	55.334	12	41.029	53.912	41	44.810	54.939
25	33.755	52.829	41	35.553	55.034	41	38.809	54.851	41	41.534	54.189	66	48.155	54.113
66	38.097	53.744	66	40.293	54.316	66	43.176	54.478	66	45.705	53.993			

Weather / Track : Cloudy / Dry

Brands Hatch Indy  
 Circuit Length = 1.1986 miles  
 Start: 15:06 End: 15:28

# Formula Ford "Champion of Brands"

## RACE 3 - LAP CHART

Lap 16			Lap 17			Lap 18			Lap 19			Lap 20		
No	Behind	Laptime	No	Behind	Laptime	No	Behind	Laptime	No	Behind	Laptime	No	Behind	Laptime
90		51.120	90		50.677	90		51.900	90		51.068	90		50.888
4	0.755	51.836	4	1.239	51.161	41	1 LAP	53.777	4	1.244	51.212	4	1.274	50.918
27	1.769	52.279	2	12.225	52.174	4	1.100	51.761	41	1 LAP	53.434	P27	3 LAPS	3:26.940 P
2	10.728	52.416	10	15.908	52.527	66	1 LAP	54.888	66	1 LAP	54.128	41	1 LAP	53.299
10	14.058	52.408	56	28.594	53.547	12	1 LAP	55.803	12	1 LAP	54.498	66	1 LAP	53.496
56	25.724	53.475	86	36.839	53.682	2	12.322	51.997	2	13.002	51.748	12	1 LAP	53.813
86	33.834	53.937	64	36.862	53.427	10	16.506	52.498	10	18.117	52.679	2	14.345	52.231
64	34.112	54.074	25	44.329	52.776	56	29.667	52.973	56	31.917	53.318	10	19.832	52.603
25	42.230	53.153				64	38.810	53.848	64	41.476	53.734	56	34.300	53.271
41	49.190	55.500				86	38.955	54.016	86	41.649	53.762	64	44.497	53.909
12	49.548	56.060				25	45.251	52.822	25	47.409	53.226	86	45.295	54.534
66	50.432	53.397										25	49.808	53.287

Weather / Track : Cloudy / Dry

Brands Hatch Indy  
 Circuit Length = 1.1986 miles  
 Start: 15:06 End: 15:28

# Formula Ford "Champion of Brands"

## RACE 3 - LAP CHART

Lap 21			Lap 22			Lap 23			Lap 24		
No	Behind	Laptime	No	Behind	Laptime	No	Behind	Laptime	No	Behind	Laptime
90		51.097	90		51.859	90		50.910	90		51.164
4	1.482	51.305	25	1 LAP	53.538	4	1.628	51.700	64	1 LAP	53.392
41	1 LAP	53.396	4	0.838	51.215	25	1 LAP	53.322	4	1.666	51.202
27	3 LAPS	56.423	41	1 LAP	53.583	27	3 LAPS	51.879	25	1 LAP	52.799
66	1 LAP	53.483	27	3 LAPS	51.639	41	1 LAP	53.664	27	3 LAPS	51.388
12	1 LAP	54.792	66	1 LAP	53.230	2	17.446	52.555	41	1 LAP	53.176
2	15.479	52.231	12	1 LAP	54.296	12	1 LAP	54.207	2	18.320	52.038
10	21.127	52.392	2	15.801	52.181	66	1 LAP	58.896	12	1 LAP	54.208
56	36.684	53.481	10	21.788	52.520	10	26.447	55.569	66	1 LAP	53.165
64	46.526	53.126	56	38.027	53.202	56	40.315	53.198	10	42.493	1:07.210
86	47.314	53.116	86	48.353	52.898	86	50.529	53.086	56	42.648	53.497
			64	48.806	54.139				86	52.684	53.319

Weather / Track : Cloudy / Dry

Brands Hatch Indy  
 Circuit Length = 1.1986 miles  
 Start: 15:06 End: 15:28

# Pre-66 Touring Cars

## QUALIFYING - RACE 4 - CLASSIFICATION

POS	NO	CL	NAME	ENTRY	TIME	ON	LAPS	GAP	DIFF	MPH
1	1	THA	Leo VOYAZIDES	Ford Falcon	56.686	5	26			76.12
2	15	THA	Patrick WATTS	Ford Mustang	56.728	13	14	0.042	0.042	76.06
3	91	THHS	BERG / HAUGLAND	Ford Lotus Cortina Mk1	57.822	14	22	1.136	1.094	74.62
4	69	THA	WILLS / CALGER	Mercury Comet Cyclone	58.032	4	20	1.346	0.210	74.35
5	6	THHS	Henry MANN	Ford Lotus Cortina Mk 1	58.504	18	21	1.818	0.472	73.75
6	76	THD	Nick SWIFT	Morris Mini Cooper S	58.665	5	22	1.979	0.161	73.55
7	53	THHS	David HALL	Ford Lotus Cortina Mk1	58.893	21	24	2.207	0.228	73.26
8	7	THD	TWYMAN / COTTINGHAM	Austin Mini Cooper S	59.231	19	23	2.545	0.338	72.85
9	73	THA	CLARKSON / WILLIAMS	Ford Falcon Sprint	59.437	16	16	2.751	0.206	72.59
10	77	THHS	NAISMITH / PERRYMAN	Ford Lotus Cortina	59.494	7	21	2.808	0.057	72.52
11	26	THD	Ron MAYDON	Austin Mini Cooper S	59.565	10	19	2.879	0.071	72.44
12	23	THHS	DUNHAM / OWEN	Ford Lotus Cortina	59.737	7	23	3.051	0.172	72.23
13	67	THD	Christian DEVEREUX	Austin Mini Cooper S	59.795	20	24	3.109	0.058	72.16
14	20	THD	STANBRIDGE / SELBY	Morris Mini Cooper S	59.952	19	20	3.266	0.157	71.97
15	79	THD	WILLS / BRONSON	Austin Mini Cooper S	59.981	15	18	3.295	0.029	71.94
16	44	THA	KJALLGREN / LITTLEJOHN	Ford Mustang	59.998	14	14	3.312	0.017	71.91
17	37	THHS	GARGINER / MORTIMER	Ford Lotus Cortina Mk1	1:00.068	7	17	3.382	0.070	71.83
18	35	THA	CLAYSON / GIORDANELLI	Ford Falcon Sprint	1:00.099	9	22	3.413	0.031	71.79
19	27	THD	Philip BURGESS	Austin Mini Cooper S	1:00.111	12	17	3.425	0.012	71.78
20	16	THD	Glyn SWIFT	Morris Cooper S	1:00.347	15	19	3.661	0.236	71.50
21	74	THD	EDIPIDIS / TZAMARIADAKIS	Mini Cooper S	1:00.364	14	23	3.678	0.017	71.48
22	50	THD	Paul TARRY	Morris Cooper S	1:00.459	16	21	3.773	0.095	71.37
23	59	THHS	STROMMEN / MATHESON	Ford Lotus Cortina	1:00.626	20	21	3.940	0.167	71.17
24	80	THHS	KINGSNORTH / WYKEHAM	BMW 1800 Tisa	1:00.818	12	22	4.132	0.192	70.95
25	63	INV	Nigel COX	Ford Lotus Cortina	1:01.451	19	23	4.765	0.633	70.21
26	82	THHS	Paul POCHCIOL	Ford Lotus Cortina Mk1	1:01.459	5	21	4.773	0.008	70.21
27	92	THD	Stephen JONES	Morris Mini Cooper S	1:01.665	22	23	4.979	0.206	69.97
28	57	THD	William WARD	Austin Mini Cooper S	1:02.325	23	23	5.639	0.660	69.23
29	22	THA	TWYMAN / SMITH	Ford Falcon	1:02.353	2	8	5.667	0.028	69.20
30	19	THA	Jack ONDRACK	Ford Mustang	1:02.440	12	13	5.754	0.087	69.10
31	4	THC	Till BECHTOLSHEIMER	Alfa Romeo Giulia Sprint GT	1:03.328	18	20	6.642	0.888	68.13
32	71	THD	HENDERSON G / HENDERSON R	Austin Mini Cooper S	1:03.509	20	20	6.823	0.181	67.94
33	31	THD	KJALLGREN G / KJALLGREN R	Austin Mini Cooper S	1:09.718	2	3	13.032	6.209	61.89
34	96	THHS	Michael PEARSON	Ford Lotus Cortina Mk1	1:13.035	2	4	16.349	3.317	59.08

Car Nos. 6, 22 & 37 - require working transponders - Q.12.2.1

Brands Hatch Indy  
Circuit Length = 1.1986 miles  
Start: 10:59 End: 11:27

Weather / Track : Cloudy / Dry

These results are provisional until the conclusion of any judicial and technical matters.

Clerk of Course :		Timekeeper :
-------------------	--	--------------

# Pre-66 Touring Cars

## QUALIFYING - RACE 4 - LAP ANALYSIS

<b>1</b>	<b>Leo VOYAZIDES</b>			THA Ford Falcon			
1 -	1:06.152	+ 9.466	11:01:16.035	14 -	58.363	+ 1.677	11:13:52.557
2 -	59.573	+ 2.887	11:02:15.608	15 -	57.193	+ 0.507	11:14:49.750
3 -	57.876	+ 1.190	11:03:13.484	16 -	57.170	+ 0.484	11:15:46.920
4 -	59.504	+ 2.818	11:04:12.988	17 -	57.748	+ 1.062	11:16:44.668
5 -	<b>56.686</b>		<b>11:05:09.674</b>	18 -	59.350	+ 2.664	11:17:44.018
6 -	57.533	+ 0.847	11:06:07.207	19 -	58.118	+ 1.432	11:18:42.136
7 -	58.012	+ 1.326	11:07:05.219	20 -	58.665	+ 1.979	11:19:40.801
8 -	57.179	+ 0.493	11:08:02.398	21 -	57.469	+ 0.783	11:20:38.270
9 -	57.566	+ 0.880	11:08:59.964	22 -	57.949	+ 1.263	11:21:36.219
10 -	58.631	+ 1.945	11:09:58.595	23 -	59.492	+ 2.806	11:22:35.711
11 -	57.651	+ 0.965	11:10:56.246	24 -	57.555	+ 0.869	11:23:33.266
12 -	59.024	+ 2.338	11:11:55.270	25 -	57.125	+ 0.439	11:24:30.391
13 -	58.924	+ 2.238	11:12:54.194	26 -	1:00.602	+ 3.916	11:25:30.993
<b>4</b>	<b>Till BECHTOLSHEIMER</b>			THC Alfa Romeo Giulia Sprint GT			
1 -	1:15.772	+ 12.444	11:01:30.493	11 -	1:03.533	+ 0.205	11:15:28.485
2 -	1:08.489	+ 5.161	11:02:38.982	12 -	1:05.281	+ 1.953	11:16:33.766
3 -	1:14.169	+ 10.841	11:03:53.151	13 -	1:05.926	+ 2.598	11:17:39.692
4 -	3:48.813 P	+ 2:45.485	11:07:41.964	14 -	1:05.245	+ 1.917	11:18:44.937
5 -	1:14.716	+ 11.388	11:08:56.680	15 -	1:03.626	+ 0.298	11:19:48.563
6 -	1:09.829	+ 6.501	11:10:06.509	16 -	1:05.014	+ 1.686	11:20:53.577
7 -	1:05.695	+ 2.367	11:11:12.204	17 -	1:05.939	+ 2.611	11:21:59.516
8 -	1:04.865	+ 1.537	11:12:17.069	18 -	<b>1:03.328</b>		<b>11:23:02.844</b>
9 -	1:04.363	+ 1.035	11:13:21.432	19 -	1:03.948	+ 0.620	11:24:06.792
10 -	1:03.520	+ 0.192	11:14:24.952	20 -	1:05.314	+ 1.986	11:25:12.106
<b>6</b>	<b>Henry MANN</b>			THHS Ford Lotus Cortina Mk 1			
1 -	1:01.352	+ 2.848	11:02:25.728	12 -	1:02.180	+ 3.676	11:16:43.844
2 -	1:05.240	+ 6.736	11:03:30.968	13 -	58.823	+ 0.319	11:17:42.667
3 -	1:07.378	+ 8.874	11:04:38.346	14 -	59.226	+ 0.722	11:18:41.893
4 -	1:00.249	+ 1.745	11:05:38.595	15 -	58.909	+ 0.405	11:19:40.802
5 -	59.972	+ 1.468	11:06:38.567	16 -	59.771	+ 1.267	11:20:40.573
6 -	59.469	+ 0.965	11:07:38.036	17 -	58.825	+ 0.321	11:21:39.398
7 -	1:00.501	+ 1.997	11:08:38.537	18 -	<b>58.504</b>		<b>11:22:37.902</b>
8 -	1:59.856	+ 1:01.352	11:10:38.393	19 -	59.295	+ 0.791	11:23:37.197
9 -	59.979	+ 1.475	11:11:38.372	20 -	58.694	+ 0.190	11:24:35.891
10 -	59.258	+ 0.754	11:12:37.630	21 -	59.144	+ 0.640	11:25:35.035
11 -	3:04.034 P	+ 2:05.530	11:15:41.664				
<b>7</b>	<b>TWYMAN / COTTINGHAM</b>			THD Austin Mini Cooper S			
1 -	1:07.223	+ 7.992	11:01:33.303	13 -	1:00.909	+ 1.678	11:15:41.936
2 -	1:01.418	+ 2.187	11:02:34.721	14 -	1:00.215	+ 0.984	11:16:42.151
3 -	59.946	+ 0.715	11:03:34.667	15 -	59.802	+ 0.571	11:17:41.953
4 -	1:01.951	+ 2.720	11:04:36.618	16 -	59.796	+ 0.565	11:18:41.749
5 -	59.538	+ 0.307	11:05:36.156	17 -	1:01.612	+ 2.381	11:19:43.361
6 -	59.643	+ 0.412	11:06:35.799	18 -	1:00.174	+ 0.943	11:20:43.535
7 -	59.603	+ 0.372	11:07:35.402	19 -	<b>59.231</b>		<b>11:21:42.766</b>
8 -	2:54.928 P	+ 1:55.697	11:10:30.330	20 -	59.731	+ 0.500	11:22:42.497
9 -	1:08.405	+ 9.174	11:11:38.735	21 -	1:01.721	+ 2.490	11:23:44.218
10 -	1:00.686	+ 1.455	11:12:39.421	22 -	1:00.015	+ 0.784	11:24:44.233
11 -	1:01.203	+ 1.972	11:13:40.624	23 -	59.966	+ 0.735	11:25:44.199
12 -	1:00.403	+ 1.172	11:14:41.027				
<b>15</b>	<b>Patrick WATTS</b>			THA Ford Mustang			
1 -	1:03.402	+ 6.674	11:01:06.324	8 -	56.898	+ 0.170	11:07:57.317
2 -	57.331	+ 0.603	11:02:03.655	9 -	1:02.536	+ 5.808	11:08:59.853
3 -	57.736	+ 1.008	11:03:01.391	10 -	1:13.386	+ 16.658	11:10:13.239
4 -	1:01.314	+ 4.586	11:04:02.705	11 -	1:16.902	+ 20.174	11:11:30.141
5 -	59.145	+ 2.417	11:05:01.850	12 -	56.890	+ 0.162	11:12:27.031
6 -	1:00.044	+ 3.316	11:06:01.894	13 -	<b>56.728</b>		<b>11:13:23.759</b>
7 -	58.525	+ 1.797	11:07:00.419	14 -	3:15.445 P	+ 2:18.717	11:16:39.204

Car Nos. 6, 22 & 37 - require working transponders - Q.12.2.1

Weather / Track : Cloudy / Dry

Brands Hatch Indy  
Circuit Length = 1.1986 miles  
Start: 10:59 End: 11:27

# Pre-66 Touring Cars

## QUALIFYING - RACE 4 - LAP ANALYSIS

<b>16</b>	<b>Glyn SWIFT</b>		THD Morris Cooper S				
1 -	1:10.545	+ 10.198	11:02:10.627	11 -	5:23.868 P	+ 4:23.521	11:17:04.350
2 -	1:05.477	+ 5.130	11:03:16.104	12 -	1:06.159	+ 5.812	11:18:10.509
3 -	1:02.151	+ 1.804	11:04:18.255	13 -	1:00.762	+ 0.415	11:19:11.271
4 -	1:05.615	+ 5.268	11:05:23.870	14 -	1:05.122	+ 4.775	11:20:16.393
5 -	1:02.437	+ 2.090	11:06:26.307	15 -	<b>1:00.347</b>		<b>11:21:16.740</b>
6 -	1:01.214	+ 0.867	11:07:27.521	16 -	1:00.881	+ 0.534	11:22:17.621
7 -	1:01.976	+ 1.629	11:08:29.497	17 -	1:00.844	+ 0.497	11:23:18.465
8 -	1:01.499	+ 1.152	11:09:30.996	18 -	1:02.105	+ 1.758	11:24:20.570
9 -	1:02.697	+ 2.350	11:10:33.693	19 -	1:00.818	+ 0.471	11:25:21.388
10 -	1:06.789	+ 6.442	11:11:40.482				
<b>19</b>	<b>Jack ONDRACK</b>		THA Ford Mustang				
1 -	1:12.553	+ 10.113	11:01:47.575	8 -	1:02.741	+ 0.301	11:10:52.858
2 -	1:03.815	+ 1.375	11:02:51.390	9 -	1:03.147	+ 0.707	11:11:56.005
3 -	1:04.508	+ 2.068	11:03:55.898	10 -	1:03.847	+ 1.407	11:12:59.852
4 -	1:08.661	+ 6.221	11:05:04.559	11 -	1:03.104	+ 0.664	11:14:02.956
5 -	1:05.749	+ 3.309	11:06:10.308	12 -	<b>1:02.440</b>		<b>11:15:05.396</b>
6 -	2:31.713 P	+ 1:29.273	11:08:42.021	13 -	1:03.675	+ 1.235	11:16:09.071
7 -	1:08.096	+ 5.656	11:09:50.117				
<b>20</b>	<b>STANBRIDGE / SELBY</b>		THD Morris Mini Cooper S				
1 -	2:08.701	+ 1:08.749	11:04:36.980	11 -	1:01.779	+ 1.827	11:16:35.483
2 -	1:00.875	+ 0.923	11:05:37.855	12 -	1:03.677	+ 3.725	11:17:39.160
3 -	1:01.881	+ 1.929	11:06:39.736	13 -	1:01.493	+ 1.541	11:18:40.653
4 -	1:01.080 P	+ 1.128	11:07:40.816	14 -	1:02.591	+ 2.639	11:19:43.244
5 -	1:03.379	+ 3.427	11:08:44.195	15 -	1:01.693	+ 1.741	11:20:44.937
6 -	1:00.932	+ 0.980	11:09:45.127	16 -	1:00.755	+ 0.803	11:21:45.692
7 -	1:01.650	+ 1.698	11:10:46.777	17 -	1:00.411	+ 0.459	11:22:46.103
8 -	2:32.420 P	+ 1:32.468	11:13:19.197	18 -	1:00.518	+ 0.566	11:23:46.621
9 -	1:11.947	+ 11.995	11:14:31.144	19 -	<b>59.952</b>		<b>11:24:46.573</b>
10 -	1:02.560	+ 2.608	11:15:33.704	20 -	1:02.052	+ 2.100	11:25:48.625
<b>22</b>	<b>TWYMAN / SMITH</b>		THA Ford Falcon				
1 -	1:02.812	+ 0.459	11:02:31.484	5 -	1:05.528	+ 3.175	11:09:26.982
2 -	<b>1:02.353</b>		<b>11:03:33.837</b>	6 -	2:57.439 P	+ 1:55.086	11:12:24.421
3 -	3:41.810	+ 2:39.457	11:07:15.647	7 -	1:12.205	+ 9.852	11:13:36.626
4 -	1:05.807	+ 3.454	11:08:21.454	8 -	1:10.963	+ 8.610	11:14:47.589
<b>23</b>	<b>DUNHAM / OWEN</b>		THHS Ford Lotus Cortina				
1 -	1:07.906	+ 8.169	11:01:38.843	13 -	2:28.282 P	+ 1:28.545	11:15:21.055
2 -	1:01.566	+ 1.829	11:02:40.409	14 -	1:07.701	+ 7.964	11:16:28.756
3 -	1:03.754	+ 4.017	11:03:44.163	15 -	1:01.321	+ 1.584	11:17:30.077
4 -	1:02.644	+ 2.907	11:04:46.807	16 -	1:02.925	+ 3.188	11:18:33.002
5 -	1:01.355	+ 1.618	11:05:48.162	17 -	59.939	+ 0.202	11:19:32.941
6 -	1:00.063	+ 0.326	11:06:48.225	18 -	1:00.338	+ 0.601	11:20:33.279
7 -	<b>59.737</b>		<b>11:07:47.962</b>	19 -	1:00.873	+ 1.136	11:21:34.152
8 -	1:00.629	+ 0.892	11:08:48.591	20 -	1:03.029	+ 3.292	11:22:37.181
9 -	1:02.163	+ 2.426	11:09:50.754	21 -	1:00.840	+ 1.103	11:23:38.021
10 -	1:01.528	+ 1.791	11:10:52.282	22 -	59.967	+ 0.230	11:24:37.988
11 -	59.867	+ 0.130	11:11:52.149	23 -	1:00.045	+ 0.308	11:25:38.033
12 -	1:00.624	+ 0.887	11:12:52.773				
<b>26</b>	<b>Ron MAYDON</b>		THD Austin Mini Cooper S				
1 -	1:06.037	+ 6.472	11:01:57.427	11 -	59.912	+ 0.347	11:12:03.602
2 -	1:00.933	+ 1.368	11:02:58.360	12 -	5:07.524 P	+ 4:07.959	11:17:11.126
3 -	1:00.130	+ 0.565	11:03:58.490	13 -	1:11.193	+ 11.628	11:18:22.319
4 -	1:03.492	+ 3.927	11:05:01.982	14 -	1:05.852	+ 6.287	11:19:28.171
5 -	1:00.651	+ 1.086	11:06:02.633	15 -	1:02.807	+ 3.242	11:20:30.978
6 -	1:00.162	+ 0.597	11:07:02.795	16 -	1:02.856	+ 3.291	11:21:33.834
7 -	59.566	+ 0.001	11:08:02.361	17 -	1:07.868	+ 8.303	11:22:41.702
8 -	1:00.727	+ 1.162	11:09:03.088	18 -	1:01.837	+ 2.272	11:23:43.539

Car Nos. 6, 22 & 37 - require working transponders - Q.12.2.1

Weather / Track : Cloudy / Dry

Brands Hatch Indy  
Circuit Length = 1.1986 miles  
Start: 10:59 End: 11:27

# Pre-66 Touring Cars

## QUALIFYING - RACE 4 - LAP ANALYSIS

9 -	1:01.037	+ 1.472	11:10:04.125	19 -	1:00.488	+ 0.923	11:24:44.027
10 -	<b>59.565</b>		<b>11:11:03.690</b>				
<b>27</b>	<b>Philip BURGESS</b> THD Austin Mini Cooper S						
1 -	1:09.086	+ 8.975	11:01:18.158	10 -	1:00.406	+ 0.295	11:10:35.775
2 -	1:02.227	+ 2.116	11:02:20.385	11 -	1:01.789	+ 1.678	11:11:37.564
3 -	1:01.657	+ 1.546	11:03:22.042	12 -	<b>1:00.111</b>		<b>11:12:37.675</b>
4 -	1:00.815	+ 0.704	11:04:22.857	13 -	4:15.067 P	+ 3:14.956	11:16:52.742
5 -	1:01.342	+ 1.231	11:05:24.199	14 -	1:10.680	+ 10.569	11:18:03.422
6 -	1:06.689	+ 6.578	11:06:30.888	15 -	1:00.827	+ 0.716	11:19:04.249
7 -	1:01.736	+ 1.625	11:07:32.624	16 -	1:13.201	+ 13.090	11:20:17.450
8 -	1:02.126	+ 2.015	11:08:34.750	17 -	1:00.567	+ 0.456	11:21:18.017
9 -	1:00.619	+ 0.508	11:09:35.369				
<b>31</b>	<b>KJALLGREN G / KJALLGREN R</b> THD Austin Mini Cooper S						
1 -	1:13.511	+ 3.793	11:01:43.148	3 -	3:55.624 P	+ 2:45.906	11:06:48.490
2 -	<b>1:09.718</b>		<b>11:02:52.866</b>				
<b>35</b>	<b>CLAYSON / GIORDANELLI</b> THA Ford Falcon Sprint						
1 -	1:07.562	+ 7.463	11:01:09.179	12 -	1:03.566	+ 3.467	11:15:10.444
2 -	1:01.815	+ 1.716	11:02:10.994	13 -	1:04.610	+ 4.511	11:16:15.054
3 -	1:02.216	+ 2.117	11:03:13.210	14 -	1:04.227	+ 4.128	11:17:19.281
4 -	1:02.330	+ 2.231	11:04:15.540	15 -	1:03.544	+ 3.445	11:18:22.825
5 -	1:01.179	+ 1.080	11:05:16.719	16 -	1:02.764	+ 2.665	11:19:25.589
6 -	1:01.112	+ 1.013	11:06:17.831	17 -	1:02.257	+ 2.158	11:20:27.846
7 -	1:00.682	+ 0.583	11:07:18.513	18 -	1:01.157	+ 1.058	11:21:29.003
8 -	1:01.507	+ 1.408	11:08:20.020	19 -	1:01.973	+ 1.874	11:22:30.976
9 -	<b>1:00.099</b>		<b>11:09:20.119</b>	20 -	1:01.296	+ 1.197	11:23:32.272
10 -	3:27.660 P	+ 2:27.561	11:12:47.779	21 -	1:01.813	+ 1.714	11:24:34.085
11 -	1:19.099	+ 19.000	11:14:06.878	22 -	1:01.541	+ 1.442	11:25:35.626
<b>37</b>	<b>GARGINER / MORTIMER</b> THHS Ford Lotus Cortina Mk1						
1 -	1:02.150	+ 2.082	11:02:22.972	10 -	1:01.713	+ 1.645	11:15:47.221
2 -	1:03.736	+ 3.668	11:03:26.708	11 -	1:02.859	+ 2.791	11:16:50.080
3 -	1:00.377	+ 0.309	11:04:27.085	12 -	1:02.092	+ 2.024	11:17:52.172
4 -	1:02.610	+ 2.542	11:05:29.695	13 -	1:03.084	+ 3.016	11:18:55.256
5 -	1:00.436	+ 0.368	11:06:30.131	14 -	1:02.185	+ 2.117	11:19:57.441
6 -	2:01.494	+ 1:01.426	11:08:31.625	15 -	1:06.139	+ 6.071	11:21:03.580
7 -	<b>1:00.068</b>		<b>11:09:31.693</b>	16 -	1:02.395	+ 2.327	11:22:05.975
8 -	4:09.849 P	+ 3:09.781	11:13:41.542	17 -	1:02.452	+ 2.384	11:23:08.427
9 -	1:03.966	+ 3.898	11:14:45.508				
<b>44</b>	<b>KJALLGREN / LITTLEJOHN</b> THA Ford Mustang						
1 -	1:10.573	+ 10.575	11:01:34.357	8 -	1:00.973	+ 0.975	11:10:53.585
2 -	1:05.659	+ 5.661	11:02:40.016	9 -	1:00.920	+ 0.922	11:11:54.505
3 -	1:09.001	+ 9.003	11:03:49.017	10 -	1:01.610	+ 1.612	11:12:56.115
4 -	1:04.127	+ 4.129	11:04:53.144	11 -	1:00.437	+ 0.439	11:13:56.552
5 -	1:02.642	+ 2.644	11:05:55.786	12 -	1:00.946	+ 0.948	11:14:57.498
6 -	2:48.133 P	+ 1:48.135	11:08:43.919	13 -	1:00.244	+ 0.246	11:15:57.742
7 -	1:08.693	+ 8.695	11:09:52.612	14 -	<b>59.998</b>		<b>11:16:57.740</b>
<b>50</b>	<b>Paul TARRY</b> THD Morris Cooper S						
1 -	1:07.296	+ 6.837	11:01:07.073	12 -	1:01.009	+ 0.550	11:14:00.987
2 -	1:02.342	+ 1.883	11:02:09.415	13 -	1:01.324	+ 0.865	11:15:02.311
3 -	1:01.825	+ 1.366	11:03:11.240	14 -	1:00.916	+ 0.457	11:16:03.227
4 -	1:03.979	+ 3.520	11:04:15.219	15 -	1:00.990	+ 0.531	11:17:04.217
5 -	1:01.229	+ 0.770	11:05:16.448	16 -	<b>1:00.459</b>		<b>11:18:04.676</b>
6 -	1:00.975	+ 0.516	11:06:17.423	17 -	1:00.822	+ 0.363	11:19:05.498
7 -	2:31.198 P	+ 1:30.739	11:08:48.621	18 -	3:09.398 P	+ 2:08.939	11:22:14.896
8 -	1:06.210	+ 5.751	11:09:54.831	19 -	1:07.315	+ 6.856	11:23:22.211
9 -	1:02.149	+ 1.690	11:10:56.980	20 -	1:01.471	+ 1.012	11:24:23.682
10 -	1:01.590	+ 1.131	11:11:58.570	21 -	1:00.851	+ 0.392	11:25:24.533
11 -	1:01.408	+ 0.949	11:12:59.978				

Car Nos. 6, 22 & 37 - require working transponders - Q.12.2.1

Weather / Track : Cloudy / Dry

Brands Hatch Indy  
Circuit Length = 1.1986 miles  
Start: 10:59 End: 11:27

# Pre-66 Touring Cars

## QUALIFYING - RACE 4 - LAP ANALYSIS

<b>53</b>	<b>David HALL</b>		THHS Ford Lotus Cortina Mk1				
1 -	1:11.346	+ 12.453	11:01:48.275	13 -	59.473	+ 0.580	11:14:31.552
2 -	1:05.210	+ 6.317	11:02:53.485	14 -	59.443	+ 0.550	11:15:30.995
3 -	1:03.598	+ 4.705	11:03:57.083	15 -	59.697	+ 0.804	11:16:30.692
4 -	1:06.095	+ 7.202	11:05:03.178	16 -	1:00.005	+ 1.112	11:17:30.697
5 -	1:12.368	+ 13.475	11:06:15.546	17 -	1:12.259	+ 13.366	11:18:42.956
6 -	1:01.090	+ 2.197	11:07:16.636	18 -	1:02.123	+ 3.230	11:19:45.079
7 -	1:01.677	+ 2.784	11:08:18.313	19 -	59.621	+ 0.728	11:20:44.700
8 -	59.724	+ 0.831	11:09:18.037	20 -	59.308	+ 0.415	11:21:44.008
9 -	1:00.174	+ 1.281	11:10:18.211	21 -	<b>58.893</b>		<b>11:22:42.901</b>
10 -	1:00.459	+ 1.566	11:11:18.670	22 -	1:00.527	+ 1.634	11:23:43.428
11 -	1:07.228	+ 8.335	11:12:25.898	23 -	58.914	+ 0.021	11:24:42.342
12 -	1:06.181	+ 7.288	11:13:32.079	24 -	1:10.567	+ 11.674	11:25:52.909
<b>57</b>	<b>William WARD</b>		THD Austin Mini Cooper S				
1 -	1:09.241	+ 6.916	11:01:59.339	13 -	1:08.340	+ 6.015	11:15:03.962
2 -	1:04.329	+ 2.004	11:03:03.668	14 -	1:14.956	+ 12.631	11:16:18.918
3 -	1:04.704	+ 2.379	11:04:08.372	15 -	1:02.550	+ 0.225	11:17:21.468
4 -	1:02.804	+ 0.479	11:05:11.176	16 -	1:02.749	+ 0.424	11:18:24.217
5 -	1:02.958	+ 0.633	11:06:14.134	17 -	1:02.671	+ 0.346	11:19:26.888
6 -	1:04.607	+ 2.282	11:07:18.741	18 -	1:03.959	+ 1.634	11:20:30.847
7 -	1:03.733	+ 1.408	11:08:22.474	19 -	1:02.638	+ 0.313	11:21:33.485
8 -	1:04.509	+ 2.184	11:09:26.983	20 -	1:04.018	+ 1.693	11:22:37.503
9 -	1:02.702	+ 0.377	11:10:29.685	21 -	1:10.233	+ 7.908	11:23:47.736
10 -	1:03.455	+ 1.130	11:11:33.140	22 -	1:07.678	+ 5.353	11:24:55.414
11 -	1:05.126	+ 2.801	11:12:38.266	23 -	<b>1:02.325</b>		<b>11:25:57.739</b>
12 -	1:17.356	+ 15.031	11:13:55.622				
<b>59</b>	<b>STROMMEN / MATHESON</b>		THHS Ford Lotus Cortina				
1 -	1:13.468	+ 12.842	11:02:01.991	12 -	1:14.238	+ 13.612	11:15:42.366
2 -	1:07.666	+ 7.040	11:03:09.657	13 -	1:00.856	+ 0.230	11:16:43.222
3 -	1:07.509	+ 6.883	11:04:17.166	14 -	1:02.758	+ 2.132	11:17:45.980
4 -	1:06.033	+ 5.407	11:05:23.199	15 -	1:00.717	+ 0.091	11:18:46.697
5 -	1:04.636	+ 4.010	11:06:27.835	16 -	1:08.028	+ 7.402	11:19:54.725
6 -	1:05.448	+ 4.822	11:07:33.283	17 -	1:01.374	+ 0.748	11:20:56.099
7 -	1:06.002	+ 5.376	11:08:39.285	18 -	1:01.027	+ 0.401	11:21:57.126
8 -	1:05.406	+ 4.780	11:09:44.691	19 -	1:17.416	+ 16.790	11:23:14.542
9 -	1:03.172	+ 2.546	11:10:47.863	20 -	<b>1:00.626</b>		<b>11:24:15.168</b>
10 -	1:03.340	+ 2.714	11:11:51.203	21 -	1:00.648	+ 0.022	11:25:15.816
11 -	2:36.925 P	+ 1:36.299	11:14:28.128				
<b>63</b>	<b>Nigel COX</b>		INV Ford Lotus Cortina				
1 -	1:13.415	+ 11.964	11:02:20.825	13 -	1:02.193	+ 0.742	11:15:08.410
2 -	1:06.698	+ 5.247	11:03:27.523	14 -	1:03.560	+ 2.109	11:16:11.970
3 -	1:03.868	+ 2.417	11:04:31.391	15 -	1:02.198	+ 0.747	11:17:14.168
4 -	1:03.703	+ 2.252	11:05:35.094	16 -	1:01.995	+ 0.544	11:18:16.163
5 -	1:04.123	+ 2.672	11:06:39.217	17 -	1:02.091	+ 0.640	11:19:18.254
6 -	1:04.333	+ 2.882	11:07:43.550	18 -	1:02.706	+ 1.255	11:20:20.960
7 -	1:04.817	+ 3.366	11:08:48.367	19 -	<b>1:01.451</b>		<b>11:21:22.411</b>
8 -	1:05.498	+ 4.047	11:09:53.865	20 -	1:02.739	+ 1.288	11:22:25.150
9 -	1:03.295	+ 1.844	11:10:57.160	21 -	1:01.771	+ 0.320	11:23:26.921
10 -	1:02.789	+ 1.338	11:11:59.949	22 -	1:01.898	+ 0.447	11:24:28.819
11 -	1:03.876	+ 2.425	11:13:03.825	23 -	1:01.641	+ 0.190	11:25:30.460
12 -	1:02.392	+ 0.941	11:14:06.217				
<b>67</b>	<b>Christian DEVEREUX</b>		THD Austin Mini Cooper S				
1 -	1:09.665	+ 9.870	11:01:50.638	13 -	1:08.199	+ 8.404	11:14:15.331
2 -	1:03.344	+ 3.549	11:02:53.982	14 -	1:05.871	+ 6.076	11:15:21.202
3 -	1:03.318	+ 3.523	11:03:57.300	15 -	59.880	+ 0.085	11:16:21.082
4 -	1:04.402	+ 4.607	11:05:01.702	16 -	1:00.605	+ 0.810	11:17:21.687
5 -	1:01.261	+ 1.466	11:06:02.963	17 -	1:00.353	+ 0.558	11:18:22.040
6 -	1:00.960	+ 1.165	11:07:03.923	18 -	1:00.461	+ 0.666	11:19:22.501

Car Nos. 6, 22 & 37 - require working transponders - Q.12.2.1

Weather / Track : Cloudy / Dry

Brands Hatch Indy  
Circuit Length = 1.1986 miles  
Start: 10:59 End: 11:27

## Pre-66 Touring Cars

### QUALIFYING - RACE 4 - LAP ANALYSIS

7 -	1:00.472	+ 0.677	11:08:04.395	19 -	1:13.364	+ 13.569	11:20:35.865
8 -	1:00.362	+ 0.567	11:09:04.757	20 -	<b>59.795</b>		<b>11:21:35.660</b>
9 -	1:01.215	+ 1.420	11:10:05.972	21 -	1:01.302	+ 1.507	11:22:36.962
10 -	1:00.956	+ 1.161	11:11:06.928	22 -	1:00.553	+ 0.758	11:23:37.515
11 -	1:00.185	+ 0.390	11:12:07.113	23 -	1:00.238	+ 0.443	11:24:37.753
12 -	1:00.019	+ 0.224	11:13:07.132	24 -	59.989	+ 0.194	11:25:37.742
<b>69</b>	<b>WILLS / CALGER</b>			THA Mercury Comet Cyclone			
1 -	1:03.266	+ 5.234	11:01:21.803	11 -	1:13.161	+ 15.129	11:15:02.787
2 -	59.478	+ 1.446	11:02:21.281	12 -	1:11.275	+ 13.243	11:16:14.062
3 -	59.030	+ 0.998	11:03:20.311	13 -	1:11.792	+ 13.760	11:17:25.854
4 -	<b>58.032</b>		<b>11:04:18.343</b>	14 -	1:12.543	+ 14.511	11:18:38.397
5 -	3:06.087 P	+ 2:08.055	11:07:24.430	15 -	1:12.096	+ 14.064	11:19:50.493
6 -	1:27.784	+ 29.752	11:08:52.214	16 -	1:09.654	+ 11.622	11:21:00.147
7 -	1:16.654	+ 18.622	11:10:08.868	17 -	1:09.382	+ 11.350	11:22:09.529
8 -	1:15.633	+ 17.601	11:11:24.501	18 -	1:08.227	+ 10.195	11:23:17.756
9 -	1:12.776	+ 14.744	11:12:37.277	19 -	1:08.457	+ 10.425	11:24:26.213
10 -	1:12.349	+ 14.317	11:13:49.626	20 -	1:08.241	+ 10.209	11:25:34.454
<b>71</b>	<b>HENDERSON G / HENDERSON R</b>			THD Austin Mini Cooper S			
1 -	1:15.387	+ 11.878	11:02:00.001	11 -	1:06.839	+ 3.330	11:15:05.627
2 -	1:08.397	+ 4.888	11:03:08.398	12 -	1:09.476	+ 5.967	11:16:15.103
3 -	1:07.826	+ 4.317	11:04:16.224	13 -	1:11.664	+ 8.155	11:17:26.767
4 -	1:05.440	+ 1.931	11:05:21.664	14 -	1:10.058	+ 6.549	11:18:36.825
5 -	1:05.057	+ 1.548	11:06:26.721	15 -	1:04.384	+ 0.875	11:19:41.209
6 -	1:05.056	+ 1.547	11:07:31.777	16 -	1:07.092	+ 3.583	11:20:48.301
7 -	1:05.685	+ 2.176	11:08:37.462	17 -	1:04.151	+ 0.642	11:21:52.452
8 -	2:57.929 P	+ 1:54.420	11:11:35.391	18 -	1:05.018	+ 1.509	11:22:57.470
9 -	1:13.687	+ 10.178	11:12:49.078	19 -	1:05.176	+ 1.667	11:24:02.646
10 -	1:09.710	+ 6.201	11:13:58.788	20 -	<b>1:03.509</b>		<b>11:25:06.155</b>
<b>73</b>	<b>CLARKSON / WILLIAMS</b>			THA Ford Falcon Sprint			
1 -	1:09.543	+ 10.106	11:01:56.608	9 -	1:01.067	+ 1.630	11:10:11.310
2 -	1:04.096	+ 4.659	11:03:00.704	10 -	1:01.284	+ 1.847	11:11:12.594
3 -	1:03.917	+ 4.480	11:04:04.621	11 -	2:36.072 P	+ 1:36.635	11:13:48.666
4 -	1:02.021	+ 2.584	11:05:06.642	12 -	1:06.893	+ 7.456	11:14:55.559
5 -	1:01.397	+ 1.960	11:06:08.039	13 -	1:00.645	+ 1.208	11:15:56.204
6 -	1:00.640	+ 1.203	11:07:08.679	14 -	1:00.078	+ 0.641	11:16:56.282
7 -	1:00.723	+ 1.286	11:08:09.402	15 -	59.832	+ 0.395	11:17:56.114
8 -	1:00.841	+ 1.404	11:09:10.243	16 -	<b>59.437</b>		<b>11:18:55.551</b>
<b>74</b>	<b>EDIPIDIS / TZAMARIADAKIS</b>			THD Mini Cooper S			
1 -	1:08.947	+ 8.583	11:01:41.197	13 -	1:01.564	+ 1.200	11:15:23.247
2 -	1:01.550	+ 1.186	11:02:42.747	14 -	<b>1:00.364</b>		<b>11:16:23.611</b>
3 -	1:02.751	+ 2.387	11:03:45.498	15 -	1:05.077	+ 4.713	11:17:28.688
4 -	1:01.618	+ 1.254	11:04:47.116	16 -	1:02.043	+ 1.679	11:18:30.731
5 -	1:03.804	+ 3.440	11:05:50.920	17 -	1:00.791	+ 0.427	11:19:31.522
6 -	1:01.785	+ 1.421	11:06:52.705	18 -	1:01.034	+ 0.670	11:20:32.556
7 -	1:00.956	+ 0.592	11:07:53.661	19 -	1:01.460	+ 1.096	11:21:34.016
8 -	1:02.261	+ 1.897	11:08:55.922	20 -	1:03.722	+ 3.358	11:22:37.738
9 -	2:09.453 P	+ 1:09.089	11:11:05.375	21 -	1:13.386	+ 13.022	11:23:51.124
10 -	1:12.950	+ 12.586	11:12:18.325	22 -	1:00.653	+ 0.289	11:24:51.777
11 -	1:02.046	+ 1.682	11:13:20.371	23 -	1:58.007 P	+ 57.643	11:26:49.784
12 -	1:01.312	+ 0.948	11:14:21.683				
<b>76</b>	<b>Nick SWIFT</b>			THD Morris Mini Cooper S			
1 -	1:04.235	+ 5.570	11:02:06.487	12 -	1:02.739	+ 4.074	11:15:12.034
2 -	59.868	+ 1.203	11:03:06.355	13 -	1:02.777	+ 4.112	11:16:14.811
3 -	59.011	+ 0.346	11:04:05.366	14 -	1:02.485	+ 3.820	11:17:17.296
4 -	58.927	+ 0.262	11:05:04.293	15 -	1:00.661	+ 1.996	11:18:17.957
5 -	<b>58.665</b>		<b>11:06:02.958</b>	16 -	1:00.785	+ 2.120	11:19:18.742
6 -	59.189	+ 0.524	11:07:02.147	17 -	1:02.494	+ 3.829	11:20:21.236
7 -	1:01.958	+ 3.293	11:08:04.105	18 -	1:01.131	+ 2.466	11:21:22.367

Car Nos. 6, 22 & 37 - require working transponders - Q.12.2.1

Weather / Track : Cloudy / Dry

Brands Hatch Indy  
Circuit Length = 1.1986 miles  
Start: 10:59 End: 11:27

## Pre-66 Touring Cars

### QUALIFYING - RACE 4 - LAP ANALYSIS

8 -	1:13.521	+ 14.856	11:09:17.626	19 -	1:01.153	+ 2.488	11:22:23.520
9 -	2:36.708 P	+ 1:38.043	11:11:54.334	20 -	1:01.174	+ 2.509	11:23:24.694
10 -	1:12.589	+ 13.924	11:13:06.923	21 -	1:01.034	+ 2.369	11:24:25.728
11 -	1:02.372	+ 3.707	11:14:09.295	22 -	1:00.490	+ 1.825	11:25:26.218
<b>77</b>	<b>NAISMITH / PERRYMAN</b>		THHS Ford Lotus Cortina				
1 -	1:07.485	+ 7.991	11:01:45.656	12 -	4:30.900 P	+ 3:31.406	11:16:23.306
2 -	1:01.572	+ 2.078	11:02:47.228	13 -	1:09.290	+ 9.796	11:17:32.596
3 -	1:01.337	+ 1.843	11:03:48.565	14 -	1:01.477	+ 1.983	11:18:34.073
4 -	1:00.454	+ 0.960	11:04:49.019	15 -	1:00.281	+ 0.787	11:19:34.354
5 -	1:00.678	+ 1.184	11:05:49.697	16 -	1:01.074	+ 1.580	11:20:35.428
6 -	59.538	+ 0.044	11:06:49.235	17 -	1:00.181	+ 0.687	11:21:35.609
7 -	<b>59.494</b>		<b>11:07:48.729</b>	18 -	1:00.451	+ 0.957	11:22:36.060
8 -	1:00.560	+ 1.066	11:08:49.289	19 -	1:00.071	+ 0.577	11:23:36.131
9 -	1:02.722	+ 3.228	11:09:52.011	20 -	1:00.364	+ 0.870	11:24:36.495
10 -	1:00.705	+ 1.211	11:10:52.716	21 -	59.573	+ 0.079	11:25:36.068
11 -	59.690	+ 0.196	11:11:52.406				
<b>79</b>	<b>WILLS / BRONSON</b>		THD Austin Mini Cooper S				
1 -	1:10.853	+ 10.872	11:01:35.791	10 -	1:02.130	+ 2.149	11:17:22.072
2 -	1:04.221	+ 4.240	11:02:40.012	11 -	1:00.547	+ 0.566	11:18:22.619
3 -	1:03.868	+ 3.887	11:03:43.880	12 -	1:00.035	+ 0.054	11:19:22.654
4 -	1:02.731	+ 2.750	11:04:46.611	13 -	1:02.720	+ 2.739	11:20:25.374
5 -	1:03.287	+ 3.306	11:05:49.898	14 -	1:00.175	+ 0.194	11:21:25.549
6 -	7:22.445 P	+ 6:22.464	11:13:12.343	15 -	<b>59.981</b>		<b>11:22:25.530</b>
7 -	1:06.119	+ 6.138	11:14:18.462	16 -	1:01.857	+ 1.876	11:23:27.387
8 -	1:01.394	+ 1.413	11:15:19.856	17 -	1:00.915	+ 0.934	11:24:28.302
9 -	1:00.086	+ 0.105	11:16:19.942	18 -	1:00.481	+ 0.500	11:25:28.783
<b>80</b>	<b>KINGSNORTH / WYKEHAM</b>		THHS BMW 1800 Tisa				
1 -	1:10.887	+ 10.069	11:01:32.862	12 -	<b>1:00.818</b>		<b>11:15:44.158</b>
2 -	1:06.855	+ 6.037	11:02:39.717	13 -	1:01.597	+ 0.779	11:16:45.755
3 -	1:08.017	+ 7.199	11:03:47.734	14 -	1:00.903	+ 0.085	11:17:46.658
4 -	1:05.800	+ 4.982	11:04:53.534	15 -	1:00.938	+ 0.120	11:18:47.596
5 -	1:06.921	+ 6.103	11:06:00.455	16 -	1:02.316	+ 1.498	11:19:49.912
6 -	1:55.981 P	+ 55.163	11:07:56.436	17 -	1:02.332	+ 1.514	11:20:52.244
7 -	1:11.351	+ 10.533	11:09:07.787	18 -	1:01.029	+ 0.211	11:21:53.273
8 -	1:03.301	+ 2.483	11:10:11.088	19 -	1:01.596	+ 0.778	11:22:54.869
9 -	1:05.220	+ 4.402	11:11:16.308	20 -	1:01.229	+ 0.411	11:23:56.098
10 -	2:13.935 P	+ 1:13.117	11:13:30.243	21 -	1:01.395	+ 0.577	11:24:57.493
11 -	1:13.097	+ 12.279	11:14:43.340	22 -	1:01.267	+ 0.449	11:25:58.760
<b>82</b>	<b>Paul POCHCIOL</b>		THHS Ford Lotus Cortina Mk1				
1 -	1:09.769	+ 8.310	11:01:21.192	12 -	1:19.595	+ 18.136	11:15:24.644
2 -	1:04.178	+ 2.719	11:02:25.370	13 -	1:08.520	+ 7.061	11:16:33.164
3 -	1:01.516	+ 0.057	11:03:26.886	14 -	1:06.054	+ 4.595	11:17:39.218
4 -	1:01.791	+ 0.332	11:04:28.677	15 -	1:06.517	+ 5.058	11:18:45.735
5 -	<b>1:01.459</b>		<b>11:05:30.136</b>	16 -	1:03.938	+ 2.479	11:19:49.673
6 -	1:01.706	+ 0.247	11:06:31.842	17 -	1:03.732	+ 2.273	11:20:53.405
7 -	1:02.142	+ 0.683	11:07:33.984	18 -	1:02.620	+ 1.161	11:21:56.025
8 -	1:03.754	+ 2.295	11:08:37.738	19 -	1:02.775	+ 1.316	11:22:58.800
9 -	1:03.033	+ 1.574	11:09:40.771	20 -	1:03.039	+ 1.580	11:24:01.839
10 -	1:03.177	+ 1.718	11:10:43.948	21 -	1:02.047	+ 0.588	11:25:03.886
11 -	3:21.101 P	+ 2:19.642	11:14:05.049				
<b>91</b>	<b>BERG / HAUGLAND</b>		THHS Ford Lotus Cortina Mk1				
1 -	1:09.001	+ 11.179	11:01:51.236	12 -	1:21.241	+ 23.419	11:14:38.858
2 -	1:06.315	+ 8.493	11:02:57.551	13 -	58.355	+ 0.533	11:15:37.213
3 -	1:00.099	+ 2.277	11:03:57.650	14 -	<b>57.822</b>		<b>11:16:35.035</b>
4 -	1:00.871	+ 3.049	11:04:58.521	15 -	58.956	+ 1.134	11:17:33.991
5 -	59.364	+ 1.542	11:05:57.885	16 -	1:19.508	+ 21.686	11:18:53.499
6 -	58.968	+ 1.146	11:06:56.853	17 -	58.271	+ 0.449	11:19:51.770
7 -	58.991	+ 1.169	11:07:55.844	18 -	1:22.039	+ 24.217	11:21:13.809

Car Nos. 6, 22 & 37 - require working transponders - Q.12.2.1

Weather / Track : Cloudy / Dry

Brands Hatch Indy  
Circuit Length = 1.1986 miles  
Start: 10:59 End: 11:27

## Pre-66 Touring Cars

### QUALIFYING - RACE 4 - LAP ANALYSIS

8 -	59.505	+ 1.683	11:08:55.349	19 -	58.158	+ 0.336	11:22:11.967
9 -	59.320	+ 1.498	11:09:54.669	20 -	1:01.318	+ 3.496	11:23:13.285
10 -	59.974	+ 2.152	11:10:54.643	21 -	58.276	+ 0.454	11:24:11.561
11 -	2:22.974 P	+ 1:25.152	11:13:17.617	22 -	58.396	+ 0.574	11:25:09.957
<b>92</b>	<b>Stephen JONES</b>		THD Morris Mini Cooper S				
1 -	1:13.623	+ 11.958	11:02:20.077	13 -	1:05.512	+ 3.847	11:15:00.503
2 -	1:03.657	+ 1.992	11:03:23.734	14 -	1:02.741	+ 1.076	11:16:03.244
3 -	1:02.157	+ 0.492	11:04:25.891	15 -	1:02.590	+ 0.925	11:17:05.834
4 -	1:04.480	+ 2.815	11:05:30.371	16 -	1:02.277	+ 0.612	11:18:08.111
5 -	1:02.649	+ 0.984	11:06:33.020	17 -	1:02.383	+ 0.718	11:19:10.494
6 -	1:02.227	+ 0.562	11:07:35.247	18 -	1:07.859	+ 6.194	11:20:18.353
7 -	1:04.304	+ 2.639	11:08:39.551	19 -	1:02.176	+ 0.511	11:21:20.529
8 -	1:03.050	+ 1.385	11:09:42.601	20 -	1:03.911	+ 2.246	11:22:24.440
9 -	1:02.331	+ 0.666	11:10:44.932	21 -	1:03.346	+ 1.681	11:23:27.786
10 -	1:02.568	+ 0.903	11:11:47.500	22 -	<b>1:01.665</b>		<b>11:24:29.451</b>
11 -	1:02.944	+ 1.279	11:12:50.444	23 -	1:02.623	+ 0.958	11:25:32.074
12 -	1:04.547	+ 2.882	11:13:54.991				
<b>96</b>	<b>Michael PEARSON</b>		THHS Ford Lotus Cortina Mk1				
1 -	1:15.134	+ 2.099	11:02:19.835	3 -	1:14.186	+ 1.151	11:04:47.056
2 -	<b>1:13.035</b>		<b>11:03:32.870</b>	4 -	3:45.109 P	+ 2:32.074	11:08:32.165


Car Nos. 6, 22 & 37 - require working transponders - Q.12.2.1

Weather / Track : Cloudy / Dry

Brands Hatch Indy  
Circuit Length = 1.1986 miles  
Start: 10:59 End: 11:27

# Pre-66 Touring Cars

## RACE 4 - GRID - AMENDED

ROW 16	80	KINGSNORTH / WYKEHAM	63	Nigel COX
ROW 15	71	HENDERSON G / HENDERSON R	31	KJALLGREN G / KJALLGREN R
ROW 14	22	TWYMAN / SMITH	19	Jack ONDRACK
ROW 13	92	Stephen JONES	57	William WARD
ROW 12	59	STROMMEN / MATHESON	82	Paul POCHCIOL
ROW 11	74	EDIPIDIS / TZAMARIADAKIS	50	Paul TARRY
ROW 10	27	Philip BURGESS	16	Glyn SWIFT
ROW 9	37	GARGINER / MORTIMER	35	CLAYSON / GIORDANELLI
ROW 8	79	WILLS / BRONSON	44	KJALLGREN / LITTLEJOHN
ROW 7	67	Christian DEVEREUX	20	STANBRIDGE / SELBY
ROW 6	26	Ron MAYDON	23	DUNHAM / OWEN
ROW 5	73	CLARKSON / WILLIAMS	77	NAISMITH / PERRYMAN
ROW 4	53	David HALL	7	TWYMAN / COTTINGHAM
ROW 3	6	Henry MANN	76	Nick SWIFT
ROW 2	91	BERG / HAUGLAND	69	WILLS / CALGER
ROW 1	1	Leo VOYAZIDES	15	Patrick WATTS
<b>Pole</b>				
				

Brands Hatch Indy  
Circuit Length = 1.1986 miles

**These results are provisional until the conclusion of any judicial and technical matters.**

Clerk of Course :		Timekeeper :
-------------------	--	--------------

# Pre-66 Touring Cars

## RACE 4 - CLASSIFICATION

POS	NO	CL	NAME	ENTRY	LAPS	TIME	GAP	DIFF	MPH	BEST	ON
1	1	THA	<b>Leo VOYAZIDES</b>	Ford Falcon	44	45:47.001			69.11	56.819	36
2	15	THA	<b>Patrick WATTS</b>	Ford Mustang	44	45:47.893	<b>0.892</b>	0.892	69.09	57.214	4
3	91	THHS	<b>BERG / HAUGLAND</b>	Ford Lotus Cortina Mk1	43	45:17.728	<b>1 lap</b>	1 lap	68.27	57.898	34
4	6	THHS	<b>MANN / WILLIAMS</b>	Ford Lotus Cortina Mk 1	43	46:09.155	<b>1 lap</b>	51.427	67.00	58.260	41
5	7	THD	<b>TWYMAN / COTTINGHAM</b>	Austin Mini Cooper S	43	46:36.295	<b>1 lap</b>	27.140	66.35	59.685	36
6	77	THHS	<b>PERRYMAN / NAISMITH</b>	Ford Lotus Cortina	43	46:37.808	<b>1 lap</b>	1.513	66.31	59.245	7
7	35	THA	<b>CLAYSON / GIORDANELLI</b>	Ford Falcon Sprint	42	46:07.684	<b>2 laps</b>	1 lap	65.48	1:00.505	39
8	16	THD	<b>Glyn SWIFT</b>	Morris Cooper S	42	46:08.367	<b>2 laps</b>	0.683	65.46	1:00.358	35
9	20	THD	<b>STANBRIDGE / SELBY</b>	Morris Mini Cooper S	42	46:19.167	<b>2 laps</b>	10.800	65.21	1:00.423	33
10	76	THD	<b>Nick SWIFT / WELCH</b>	Morris Mini Cooper S	42	46:19.906	<b>2 laps</b>	0.739	65.19	58.840	27
11	63	INV	<b>Nigel COX</b>	Ford Lotus Cortina	42	46:34.057	<b>2 laps</b>	14.151	64.86	1:01.425	29
12	27	THD	<b>Philip BURGESS</b>	Austin Mini Cooper S	42	46:36.372	<b>2 laps</b>	2.315	64.80	1:00.390	37
13	74	THD	<b>TZAMARIADAKIS / EDIPIDIS</b>	Mini Cooper S	42	46:43.586	<b>2 laps</b>	7.214	64.64	1:00.887	16
14	57	THD	<b>William WARD</b>	Austin Mini Cooper S	42	46:43.765	<b>2 laps</b>	0.179	64.63	1:01.576	35
15	79	THD	<b>BRONSON / WILLS</b>	Austin Mini Cooper S	41	45:58.371	<b>3 laps</b>	1 lap	64.13	1:00.728	34
16	19	THA	<b>Jack ONDRACK</b>	Ford Mustang	41	46:05.767	<b>3 laps</b>	7.396	63.96	1:00.317	39
17	44	THA	<b>KJALLGREN G / KJALLGREN R</b>	Ford Mustang	41	46:31.333	<b>3 laps</b>	25.566	63.38	59.492	13
18	69	THA	<b>WILLS / CALGHER</b>	Mercury Comet Cyclone	40	45:58.963	<b>4 laps</b>	1 lap	62.56	57.696	3
19	92	THD	<b>Stephen JONES</b>	Morris Mini Cooper S	40	46:07.350	<b>4 laps</b>	8.387	62.37	1:01.436	33
20	71	THD	<b>HENDERSON R / HENDERSON G</b>	Austin Mini Cooper S	40	46:28.352	<b>4 laps</b>	21.002	61.90	1:03.063	14
21	67	THD	<b>Christian DEVEREUX</b>	Austin Mini Cooper S	39	42:56.816	<b>5 laps</b>	1 lap	65.30	59.774	30
22	23	THHS	<b>DUNHAM / OWEN</b>	Ford Lotus Cortina	36	39:23.976	<b>8 laps</b>	3 laps	65.71	59.306	35
23	59	THHS	<b>STROMMEN / MATHESON</b>	Ford Lotus Cortina	34	38:54.500	<b>10 laps</b>	2 laps	62.84	1:00.554	34

### NOT CLASSIFIED

<i>DNC</i>	26	THD	<b>Ron MAYDON</b>	Austin Mini Cooper S	32	35:32.606	<b>12 laps</b>	2 laps	64.74	59.583	11
<i>DNC</i>	80	THHS	<b>KINGSNORTH / WYKEHAM</b>	BMW 1800 Tisa	28	32:35.965	<b>16 laps</b>	4 laps	61.77	1:01.084	25
<i>DNC</i>	37	THHS	<b>GARGINER / MORTIMER</b>	Ford Lotus Cortina Mk1	27	31:37.980	<b>17 laps</b>	1 lap	61.38	1:00.209	23
<i>DNC</i>	53	THHS	<b>David HALL</b>	Ford Lotus Cortina Mk1	16	16:37.912	<b>28 laps</b>	11 laps	69.18	59.395	11
<i>DNC</i>	82	THHS	<b>Paul POCHCIOL</b>	Ford Lotus Cortina Mk1	11	11:57.320	<b>33 laps</b>	5 laps	66.17	1:00.467	5
<i>DNC</i>	22	THA	<b>SMITH / TWYMAN</b>	Ford Falcon	11	14:06.767	<b>33 laps</b>	2:09.447	56.05	1:00.616	7
<i>DNC</i>	31	THD	<b>LITTLEJOHN / KJALLGREN G</b>	Austin Mini Cooper S	9	10:00.560	<b>35 laps</b>	2 laps	64.66	1:01.101	9
<i>DNC</i>	50	THD	<b>Paul TARRY</b>	Morris Cooper S	8	8:55.040	<b>36 laps</b>	1 lap	64.51	1:00.910	8
<i>DQ</i>	73	THA	<b>CLARKSON / WILLIAMS</b>	Ford Falcon Sprint	43	46:19.462	<b>1 lap</b>		66.75	58.497	43

### FASTEST LAP

1	THA	<b>Leo VOYAZIDES</b>	Ford Falcon	36	56.819	75.94 mph	122.21 kph
91	THHS	<b>BERG / HAUGLAND</b>	Ford Lotus Cortina Mk1	34	57.898	74.52 mph	119.94 kph
76	THD	<b>Nick SWIFT / WELCH</b>	Morris Mini Cooper S	27	58.840	73.33 mph	118.02 kph
63	INV	<b>Nigel COX</b>	Ford Lotus Cortina	29	1:01.425	70.24 mph	113.05 kph

Car Nos. 26, 44, 77 & 80 - 30 sec penalty - C.1.1.5 driving in a manner not compatible with general safety

Car No. 73 - excluded from the results - C.3.1.1 - Eligibility - Post Race Scrutineering

Weather / Track : Cloudy / Dry

These results are provisional until the conclusion of any judicial and technical matters.

Brands Hatch Indy

Circuit Length = 1.1986 miles

Start: 15:42 End: 16:29

Clerk of Course :	Timekeeper :
-------------------	--------------

**Pre-66 Touring Cars**  
**RACE 4 - LAP CHART**

Lap 1			Lap 2			Lap 3			Lap 4			Lap 5		
No	Behind	Laptime	No	Behind	Laptime	No	Behind	Laptime	No	Behind	Laptime	No	Behind	Laptime
15		1:35.239	15		58.038	15		57.563	15		57.214	15		57.744
91	0.216	1:35.455	69	1.336	59.132	69	1.469	57.696	69	2.217	57.962	69	2.783	58.310
69	0.242	1:35.481	91	2.566	1:00.388	91	3.419	58.416	91	4.600	58.395	91	5.433	58.577
6	0.627	1:35.866	6	3.797	1:01.208	6	6.370	1:00.136	6	8.892	59.736	6	11.159	1:00.011
76	0.732	1:35.971	53	5.555	1:02.662	77	7.618	59.583	77	10.280	59.876	77	12.273	59.737
7	0.930	1:36.169	77	5.598	1:02.250	53	8.474	1:00.482	53	11.244	59.984	73	12.640	59.091
53	0.931	1:36.170	7	6.283	1:03.391	73	9.004	1:00.226	73	11.293	59.503	53	14.288	1:00.788
77	1.386	1:36.625	73	6.341	1:02.906	7	9.904	1:01.184	7	13.551	1:00.861	7	16.090	1:00.283
73	1.473	1:36.712	76	7.122	1:04.428	26	10.555	1:00.498	26	13.704	1:00.363	26	16.279	1:00.319
26	1.796	1:37.035	26	7.620	1:03.862	76	11.791	1:02.232	76	15.172	1:00.595	76	17.945	1:00.517
23	1.846	1:37.085	23	7.643	1:03.835	23	11.829	1:01.749	23	15.452	1:00.837	23	18.041	1:00.333
67	2.039	1:37.278	67	8.941	1:04.940	67	12.623	1:01.245	67	16.275	1:00.866	67	19.023	1:00.492
20	2.167	1:37.406	37	9.041	1:04.121	37	13.417	1:01.939	37	17.312	1:01.109	1	20.096	58.781
44	2.337	1:37.576	20	9.549	1:05.420	20	14.012	1:02.026	44	17.711	1:00.703	37	21.100	1:01.532
79	2.806	1:38.045	44	10.303	1:06.004	44	14.222	1:01.482	20	18.068	1:01.270	44	21.543	1:01.576
37	2.958	1:38.197	79	10.517	1:05.749	16	15.046	1:02.030	16	18.999	1:01.167	20	22.308	1:01.984
35	3.401	1:38.640	16	10.579	1:04.673	27	15.440	1:02.423	1	19.059	59.189	16	22.721	1:01.466
27	3.502	1:38.741	27	10.580	1:05.116	79	16.359	1:03.405	27	19.502	1:01.276	27	23.303	1:01.545
16	3.944	1:39.183	50	11.046	1:04.038	50	16.801	1:03.318	79	21.354	1:02.209	82	24.512	1:00.467
50	5.046	1:40.285	35	11.749	1:06.386	1	17.084	59.351	82	21.789	1:01.849	79	25.008	1:01.398
74	5.152	1:40.391	82	12.132	1:04.421	82	17.154	1:02.585	50	21.906	1:02.319	50	26.011	1:01.849
82	5.749	1:40.988	74	12.442	1:05.328	35	17.360	1:03.174	35	23.032	1:02.886	35	27.381	1:02.093
59	6.736	1:41.975	22	12.996	1:02.395	22	18.087	1:02.654	22	23.247	1:02.374	22	27.597	1:02.094
57	7.804	1:43.043	57	14.056	1:04.290	74	18.320	1:03.441	74	24.961	1:03.855	31	29.209	1:01.475
92	7.888	1:43.127	1	15.296	1:00.577	57	20.396	1:03.903	31	25.478	1:02.023	74	29.644	1:02.427
19	8.338	1:43.577	19	15.469	1:05.169	31	20.669	1:01.602	57	26.308	1:03.126	57	30.762	1:02.198
22	8.639	1:43.878	31	16.630	1:05.036	19	21.732	1:03.826	19	27.767	1:03.249	19	33.596	1:03.573
31	9.632	1:44.871	59	17.168	1:08.470	59	25.211	1:05.606	59	31.851	1:03.854	59	37.351	1:03.244
71	10.381	1:45.620	92	17.699	1:07.849	80	25.873	1:04.436	80	32.502	1:03.843	80	39.877	1:05.119
80	12.542	1:47.781	71	18.681	1:06.338	71	28.572	1:07.454	71	36.325	1:04.967	71	42.364	1:03.783
63	12.610	1:47.849	80	19.000	1:04.496	92	36.493	1:16.357	63	43.053	1:02.227	63	48.480	1:03.171
1	12.757	1:47.996	63	33.150	1:18.578	63	38.040	1:02.453	92	43.073	1:03.794	92	49.070	1:03.741

Car Nos. 26, 44, 77 & 80 - 30 sec penalty - C.1.1.5 driving in a manner not compatible with general safety  
 Car No. 73 - excluded from the results - C.3.1.1 - Eligibility - Post Race Scrutineering  
 Weather / Track : Cloudy / Dry

Brands Hatch Indy  
 Circuit Length = 1.1986 miles  
 Start: 15:42 End: 16:29

**Pre-66 Touring Cars**  
**RACE 4 - LAP CHART**

Lap 6			Lap 7			Lap 8			Lap 9			Lap 10		
No	Behind	Laptime	No	Behind	Laptime	No	Behind	Laptime	No	Behind	Laptime	No	Behind	Laptime
15		57.796	15		57.662	15		57.955	15		57.991	15		57.731
69	3.196	58.209	69	4.443	58.909	63	1 LAP	1:02.965	63	1 LAP	1:02.591	59	1 LAP	1:02.537
91	6.385	58.748	91	7.281	58.558	92	1 LAP	1:03.558	69	5.311	58.755	80	1 LAP	1:03.400
6	13.132	59.769	6	15.238	59.768	69	4.547	58.059	92	1 LAP	1:02.502	69	6.655	59.075
77	14.046	59.569	77	15.629	59.245	91	7.975	58.649	71	1 LAP	1:07.744	63	1 LAP	1:03.320
73	14.638	59.794	73	15.886	58.910	6	17.255	59.972	91	8.549	58.565	91	10.524	59.706
53	16.798	1:00.306	53	18.734	59.598	77	17.612	59.938	6	19.084	59.820	92	1 LAP	1:02.938
7	18.069	59.775	1	19.993	57.252	73	17.825	59.894	1	19.397	57.374	71	1 LAP	1:05.141
26	18.359	59.876	7	20.455	1:00.048	1	20.014	57.976	77	19.516	59.895	1	19.345	57.679
1	20.403	58.103	26	20.738	1:00.041	53	20.480	59.701	73	20.048	1:00.214	77	21.649	59.864
76	20.528	1:00.379	76	23.465	1:00.599	7	22.588	1:00.088	53	21.951	59.462	73	22.358	1:00.041
23	20.780	1:00.535	23	23.720	1:00.602	26	23.121	1:00.338	7	24.564	59.967	6	23.292	1:01.939
67	22.063	1:00.836	67	24.838	1:00.437	76	26.290	1:00.780	26	24.760	59.630	53	24.031	59.811
44	24.303	1:00.556	44	27.017	1:00.376	23	26.649	1:00.884	76	29.183	1:00.884	26	27.081	1:00.052
37	25.751	1:02.447	20	29.864	1:01.676	67	27.306	1:00.423	23	29.368	1:00.710	7	28.231	1:01.398
20	25.850	1:01.338	37	29.928	1:01.839	44	29.158	1:00.096	67	30.246	1:00.931	76	32.292	1:00.840
16	26.054	1:01.129	16	30.084	1:01.692	20	33.134	1:01.225	44	31.484	1:00.317	23	32.318	1:00.681
27	26.552	1:01.045	82	30.503	1:00.689	37	33.925	1:01.952	20	36.340	1:01.197	67	33.007	1:00.492
82	27.476	1:00.760	27	30.526	1:01.636	16	34.217	1:02.088	37	37.524	1:01.590	44	33.637	59.884
79	28.997	1:01.785	79	32.672	1:01.337	82	34.389	1:01.841	16	37.871	1:01.645	20	39.775	1:01.166
50	29.524	1:01.309	50	32.874	1:01.012	27	35.032	1:02.461	82	37.962	1:01.564	37	41.033	1:01.240
22	30.738	1:00.937	22	33.692	1:00.616	50	35.829	1:00.910	27	38.957	1:01.916	16	41.482	1:01.342
35	30.852	1:01.267	35	35.420	1:02.230	22	36.796	1:01.059	22	40.141	1:01.336	82	41.702	1:01.471
31	32.738	1:01.325	31	36.421	1:01.345	79	37.077	1:02.360	79	41.725	1:02.639	27	42.196	1:00.970
74	33.181	1:01.333	74	37.209	1:01.690	35	39.343	1:01.878	31	43.358	1:01.101	79	45.723	1:01.729
57	35.171	1:02.205	57	39.850	1:02.341	31	40.248	1:01.782	35	43.909	1:02.557	35	48.172	1:01.994
19	37.989	1:02.189	19	43.416	1:03.089	74	40.901	1:01.647	74	44.873	1:01.963	74	49.071	1:01.929
59	42.939	1:03.384	59	48.788	1:03.511	57	45.243	1:03.348	57	49.991	1:02.739	57	54.958	1:02.698
80	45.203	1:03.122	80	49.943	1:02.402	19	47.847	1:02.386	19	52.128	1:02.272	19	56.422	1:02.025
71	48.379	1:03.811	71	54.968	1:04.251	59	53.806	1:02.973						
63	52.875	1:02.191				80	54.762	1:02.774						
92	53.328	1:02.054												

Car Nos. 26, 44, 77 & 80 - 30 sec penalty - C.1.1.5 driving in a manner not compatible with general safety  
 Car No. 73 - excluded from the results - C.3.1.1 - Eligibility - Post Race Scrutineering  
 Weather / Track : Cloudy / Dry

Brands Hatch Indy  
 Circuit Length = 1.1986 miles  
 Start: 15:42 End: 16:29

**Pre-66 Touring Cars**  
**RACE 4 - LAP CHART**

Lap 11			Lap 12			Lap 13			Lap 14			Lap 15		
No	Behind	Laptime	No	Behind	Laptime	No	Behind	Laptime	No	Behind	Laptime	No	Behind	Laptime
15		57.806	15		58.310	15		57.978	15		58.405	15		57.967
59	1 LAP	1:02.869	19	1 LAP	1:02.759	19	1 LAP	1:02.585	74	1 LAP	1:02.953	79	1 LAP	1:02.508
80	1 LAP	1:02.546	57	1 LAP	1:06.826	69	9.024	59.096	35	1 LAP	1:05.268	74	1 LAP	1:01.446
69	7.631	58.782	69	7.906	58.585	57	1 LAP	1:03.241	69	9.699	59.080	35	1 LAP	1:01.390
91	11.933	59.215	59	1 LAP	1:03.832	91	13.431	59.028	19	1 LAP	1:02.064	69	10.828	59.096
63	1 LAP	1:02.755	91	12.381	58.758	59	1 LAP	1:03.987	91	13.620	58.594	91	15.912	1:00.259
92	1 LAP	1:02.785	80	1 LAP	1:03.586	1	17.672	57.005	57	1 LAP	1:02.050	19	1 LAP	1:02.747
1	19.005	57.466	1	18.645	57.950	80	1 LAP	1:03.455	1	16.372	57.105	1	16.375	57.970
71	1 LAP	1:05.002	63	1 LAP	1:01.772	63	1 LAP	1:02.324	59	1 LAP	1:02.573	57	1 LAP	1:03.148
77	23.569	59.726	92	1 LAP	1:02.094	92	1 LAP	1:01.986	80	1 LAP	1:03.158	59	1 LAP	1:02.004
73	23.774	59.222	77	24.967	59.708	77	26.377	59.388	63	1 LAP	1:01.986	80	1 LAP	1:02.193
6	24.751	59.265	73	25.290	59.826	73	26.921	59.609	92	1 LAP	1:02.049	77	30.302	1:00.409
53	25.620	59.395	6	26.842	1:00.401	6	28.204	59.340	77	27.860	59.888	6	31.731	1:00.519
26	28.858	59.583	53	27.538	1:00.228	53	29.248	59.688	73	27.867	59.351	73	31.960	1:02.060
7	30.313	59.888	26	30.277	59.729	26	32.043	59.744	6	29.179	59.380	63	1 LAP	1:03.327
23	35.093	1:00.581	71	1 LAP	1:07.662	7	34.015	1:00.010	53	30.386	59.543	53	32.902	1:00.483
76	36.060	1:01.574	7	31.983	59.980	71	1 LAP	1:04.353	26	33.661	1:00.023	92	1 LAP	1:04.336
44	36.193	1:00.362	23	36.534	59.751	23	38.359	59.803	7	36.103	1:00.493	26	35.731	1:00.037
67	37.288	1:02.087	44	37.529	59.646	44	39.043	59.492	23	40.370	1:00.416	7	38.350	1:00.214
20	43.060	1:01.091	76	38.789	1:01.039	67	41.121	59.970	44	40.577	59.939	23	42.280	59.877
82	44.581	1:00.685	67	39.129	1:00.151	76	41.529	1:00.718	67	42.859	1:00.143	44	42.807	1:00.197
37	44.828	1:01.601	20	45.715	1:00.965	20	49.132	1:01.395	76	43.952	1:00.828	67	45.404	1:00.512
16	45.526	1:01.850	37	48.467	1:01.949	37	51.862	1:01.373	71	1 LAP	1:06.771	76	46.587	1:00.602
27	45.980	1:01.590	16	48.734	1:01.518	16	51.918	1:01.162	20	51.817	1:01.090	71	1 LAP	1:03.063
79	49.540	1:01.623	27	49.119	1:01.449	27	52.350	1:01.209	16	56.334	1:02.821	20	55.110	1:01.260
35	51.965	1:01.599	P22	2 LAPS	3:03.811 P	79	56.013	1:01.370	37	56.466	1:03.009			
74	53.137	1:01.872	79	52.621	1:01.391	22	2 LAPS	1:05.613	27	56.671	1:02.726			
			35	55.009	1:01.354									
			74	56.115	1:01.288									

Car Nos. 26, 44, 77 & 80 - 30 sec penalty - C.1.1.5 driving in a manner not compatible with general safety  
 Car No. 73 - excluded from the results - C.3.1.1 - Eligibility - Post Race Scrutineering  
 Weather / Track : Cloudy / Dry

Brands Hatch Indy  
 Circuit Length = 1.1986 miles  
 Start: 15:42 End: 16:29

**Pre-66 Touring Cars**  
**RACE 4 - LAP CHART**

Lap 16			Lap 17			Lap 18			Lap 19			Lap 20		
No	Behind	Laptime	No	Behind	Laptime	No	Behind	Laptime	No	Behind	Laptime	No	Behind	Laptime
15		57.787	15		57.839	15		59.874	77		1:11.085	15		1:08.748
16	1 LAP	1:01.173	20	1 LAP	1:01.161	92	2 LAPS	1:19.495	73	1.613	1:10.900	1	4.532	1:03.440
37	1 LAP	1:02.739	16	1 LAP	1:01.243	20	1 LAP	1:02.255	79	2 LAPS	1:08.006	91	21.715	1:08.016
27	1 LAP	1:02.762	27	1 LAP	1:00.968	71	2 LAPS	1:06.862	80	1 LAP	1:05.699	71	2 LAPS	1:20.677
74	1 LAP	1:01.317	37	1 LAP	1:03.043	16	1 LAP	1:01.905	26	6.627	1:06.163	20	1 LAP	1:20.565
35	1 LAP	1:01.132	74	1 LAP	1:00.887	27	1 LAP	1:01.492	63	1 LAP	1:06.667	74	1 LAP	1:18.495
1	15.800	57.212	35	1 LAP	1:01.467	1	14.361	58.798	23	9.444	1:06.464	P16	1 LAP	3:01.880 P
91	17.852	59.727	1	15.437	57.476	74	1 LAP	1:01.904	44	10.824	1:07.091	P63	1 LAP	2:24.973 P
19	1 LAP	1:02.452	91	18.500	58.487	35	1 LAP	1:02.688	P59	2 LAPS	2:35.893 P	P57	1 LAP	2:35.846 P
57	1 LAP	1:02.231	19	1 LAP	1:00.934	91	18.275	59.649	P67	1 LAP	2:26.892 P	P35	1 LAP	2:59.994 P
59	1 LAP	1:01.690	57	1 LAP	1:02.823	19	1 LAP	1:02.313	P15	34.121	2:20.595 P	P77	55.563	2:38.432 P
80	1 LAP	1:02.102	P79	2 LAPS	2:26.916 P	57	1 LAP	1:05.354	P1	43.961	2:16.074 P	P80	1 LAP	2:33.926 P
77	32.371	59.856	59	1 LAP	1:02.088	77	35.389	1:01.032	P71	2 LAPS	2:35.585 P	P26	57.373	2:33.615 P
6	33.155	59.211	77	34.231	59.699	6	35.638	1:00.799	P20	1 LAP	2:38.253 P	P73	58.354	2:39.610 P
73	33.658	59.485	6	34.713	59.397	73	37.187	1:01.769	P91	56.568	2:24.767 P	69	1 LAP	1:38.525
53	34.726	59.611	73	35.292	59.473	79	2 LAPS	1:06.875	P74	1 LAP	2:30.252 P	P23	1:02.815	2:36.240 P
63	1 LAP	1:02.836	80	1 LAP	1:08.027	80	1 LAP	1:04.705	69	1 LAP	1:44.351	27	1:04.278	1:37.575
26	38.143	1:00.199	63	1 LAP	1:03.844	26	46.938	1:02.963	92	1 LAP	1:42.092	76	1 LAP	1:38.036
92	1 LAP	1:03.000	26	43.849	1:03.545	7	47.315	1:02.931	27	1:09.572	1:39.809	P44	1:05.434	2:37.479 P
7	40.568	1:00.005	7	44.258	1:01.529	63	1 LAP	1:05.652	76	1 LAP	1:38.896	19	1:05.834	1:37.028
23	44.097	59.604	23	48.391	1:02.133	23	49.454	1:00.937	19	1:11.675	1:23.142	37	1 LAP	1:36.724
44	45.169	1:00.149	44	49.428	1:02.098	44	50.207	1:00.653	37	1 LAP	1:21.471	79	1 LAP	1:33.347
67	48.293	1:00.676	P69	1 LAP	2:34.575 P	69	1 LAP	1:19.207	79	1 LAP	1:14.881	6	1:08.120	1:31.511
76	49.577	1:00.777	67	51.763	1:01.309	92	1 LAP	1:11.665	P6	1:19.478	2:30.314 P	7	1:10.130	1:25.966
71	1 LAP	1:03.153				16	1:15.484	1:08.296	P7	1:27.033	2:26.192 P	59	1 LAP	1:14.643
						27	1:16.237	1:07.811	59	1 LAP	1:16.116	67	1:11.760	1:14.908
						P76	1 LAP	2:25.520 P	67	1:39.721	1:07.414			
						35	1:22.167	1:05.063						
						19	1:35.007	1:08.697						
						P37	1 LAP	2:28.872 P						
						57	1:45.459	1:10.794						

Car Nos. 26, 44, 77 & 80 - 30 sec penalty - C.1.1.5 driving in a manner not compatible with general safety  
 Car No. 73 - excluded from the results - C.3.1.1 - Eligibility - Post Race Scrutineering  
 Weather / Track : Cloudy / Dry

Brands Hatch Indy  
 Circuit Length = 1.1986 miles  
 Start: 15:42 End: 16:29

**Pre-66 Touring Cars**  
**RACE 4 - LAP CHART**

Lap 21			Lap 22			Lap 23			Lap 24			Lap 25		
No	Behind	Laptime	No	Behind	Laptime	No	Behind	Laptime	No	Behind	Laptime	No	Behind	Laptime
15		1:12.532	15		1:33.974	15		1:15.508	15		58.409	1		57.615
1	0.656	1:08.656	1	0.641	1:33.959	1	0.223	1:15.090	1	0.110	58.296	15	0.802	58.527
91	8.606	59.423	91	2.009	1:27.377	91	2.825	1:16.324	69	2 LAPS	1:06.417	79	2 LAPS	1:01.045
71	2 LAPS	1:09.929	71	2 LAPS	1:09.038	71	2 LAPS	1:18.803	7	1 LAP	1:01.985	7	1 LAP	1:00.485
20	1 LAP	1:10.155	20	1 LAP	1:09.173	20	1 LAP	1:18.174	44	1 LAP	1:03.811	91	6.194	1:00.202
74	1 LAP	1:09.180	74	1 LAP	1:09.556	16	1 LAP	1:15.055	67	1 LAP	1:01.437	67	1 LAP	1:01.158
16	1 LAP	1:06.394	16	1 LAP	1:00.928	74	1 LAP	1:17.756	59	2 LAPS	1:02.631	69	2 LAPS	1:06.469
63	1 LAP	1:07.459	63	1 LAP	1:02.928	63	1 LAP	1:10.563	91	3.717	59.301	44	1 LAP	1:04.739
57	1 LAP	1:08.710	57	1 LAP	1:03.714	35	1 LAP	1:08.172	19	2 LAPS	1:08.183	59	2 LAPS	1:03.896
35	1 LAP	1:08.295	35	1 LAP	1:03.775	57	1 LAP	1:08.867	20	1 LAP	1:01.295	19	2 LAPS	1:01.070
77	50.890	1:07.859	77	22.869	1:05.953	77	12.918	1:05.557	16	1 LAP	1:00.994	20	1 LAP	1:01.540
80	1 LAP	1:10.145	80	1 LAP	1:03.549	26	13.655	1:04.949	74	1 LAP	1:02.025	16	1 LAP	1:01.542
26	54.480	1:09.639	26	24.214	1:03.708	80	1 LAP	1:05.802	35	1 LAP	1:01.228	74	1 LAP	1:01.462
73	54.823	1:09.001	73	24.704	1:03.855	73	14.036	1:04.840	63	1 LAP	1:03.643	35	1 LAP	1:01.010
P92	2 LAPS	3:02.880 P	P27	1 LAP	2:36.792 P	92	2 LAPS	1:04.857	77	15.999	1:01.490	63	1 LAP	1:01.737
69	1 LAP	1:35.009	92	2 LAPS	1:14.224	27	1 LAP	1:06.102	57	1 LAP	1:03.543	77	19.714	1:01.440
23	1:25.624	1:35.341	69	1 LAP	1:16.638	76	1 LAP	1:00.273	73	16.376	1:00.749	73	19.775	1:01.124
76	1 LAP	1:33.904	23	1:08.331	1:16.681	23	53.829	1:01.006	26	16.607	1:01.361	26	20.690	1:01.808
37	1 LAP	1:33.112	76	1 LAP	1:16.379	6	54.985	1:00.447	80	1 LAP	1:02.590	57	1 LAP	1:03.418
79	1 LAP	1:32.727	37	1 LAP	1:16.102	37	1 LAP	1:01.313	71	2 LAPS	1:10.339	80	1 LAP	1:01.893
6	1:28.797	1:33.209	79	1 LAP	1:16.213	79	1 LAP	1:01.713	27	1 LAP	1:01.053	71	2 LAPS	1:06.701
44	1:29.775	1:36.873	6	1:10.046	1:15.223				92	2 LAPS	1:01.880	27	1 LAP	1:00.918
7	1:31.589	1:33.991	44	1:12.843	1:17.042				76	1 LAP	59.809	92	2 LAPS	1:02.006
59	1 LAP	1:33.851	P19	1 LAP	2:53.561 P				23	55.634	1:00.214	76	1 LAP	59.526
67	1:32.960	1:33.732	7	1:13.310	1:15.695				37	1 LAP	1:00.209	23	58.120	1:00.211
			59	1 LAP	1:16.612				6	56.858	1:00.282			
			67	1:15.463	1:16.477									

Car Nos. 26, 44, 77 & 80 - 30 sec penalty - C.1.1.5 driving in a manner not compatible with general safety  
 Car No. 73 - excluded from the results - C.3.1.1 - Eligibility - Post Race Scrutineering  
 Weather / Track : Cloudy / Dry

Brands Hatch Indy  
 Circuit Length = 1.1986 miles  
 Start: 15:42 End: 16:29

**Pre-66 Touring Cars**  
**RACE 4 - LAP CHART**

Lap 26			Lap 27			Lap 28			Lap 29			Lap 30		
No	Behind	Laptime	No	Behind	Laptime	No	Behind	Laptime	No	Behind	Laptime	No	Behind	Laptime
15		58.760	15		57.371	15		57.496	15		57.482	15		57.439
6	1 LAP	1:03.502	23	1 LAP	59.898	76	2 LAPS	59.858	76	2 LAPS	58.840	1	2.854	57.165
1	3.511	1:03.073	1	3.501	57.361	1	3.406	57.401	27	2 LAPS	1:01.499	76	2 LAPS	59.742
79	2 LAPS	1:02.730	6	1 LAP	59.411	23	1 LAP	1:00.217	1	3.128	57.204	27	2 LAPS	1:01.212
7	1 LAP	1:00.859	79	2 LAPS	1:00.886	92	3 LAPS	1:03.911	23	1 LAP	59.490	23	1 LAP	59.317
91	6.546	59.914	91	7.961	58.786	6	1 LAP	59.071	6	1 LAP	59.051	6	1 LAP	58.602
37	2 LAPS	1:08.314	7	1 LAP	1:01.076	91	9.445	58.980	92	3 LAPS	1:02.948	91	11.450	58.655
67	1 LAP	1:01.570	37	2 LAPS	1:00.892	79	2 LAPS	1:00.794	91	10.234	58.271	92	3 LAPS	1:02.226
59	2 LAPS	1:01.524	67	1 LAP	1:00.407	7	1 LAP	59.865	7	1 LAP	1:00.634	7	1 LAP	1:00.396
69	2 LAPS	1:06.353	59	2 LAPS	1:01.277	37	2 LAPS	1:00.752	79	2 LAPS	1:03.386	67	1 LAP	1:00.282
19	2 LAPS	1:05.066	19	2 LAPS	1:02.652	67	1 LAP	1:00.983	37	2 LAPS	1:00.539	79	2 LAPS	1:01.861
44	1 LAP	1:06.461	20	1 LAP	1:02.508	59	2 LAPS	1:00.824	67	1 LAP	1:00.286	59	2 LAPS	1:02.132
20	1 LAP	1:02.108	16	1 LAP	1:02.567	19	2 LAPS	1:01.027	59	2 LAPS	1:01.262	19	2 LAPS	1:01.358
16	1 LAP	1:02.071	35	1 LAP	1:03.292	20	1 LAP	1:02.000	19	2 LAPS	1:00.578	20	1 LAP	1:00.717
35	1 LAP	1:00.511	69	2 LAPS	1:07.037	16	1 LAP	1:02.016	20	1 LAP	1:01.065	73	34.188	1:00.194
74	1 LAP	1:01.876	44	1 LAP	1:07.091	35	1 LAP	1:00.836	35	1 LAP	1:01.195	35	1 LAP	1:01.130
77	21.508	1:01.356	73	26.578	1:02.233	73	29.122	1:00.040	73	31.433	59.793	16	1 LAP	1:01.658
73	21.716	1:01.503	74	1 LAP	1:05.727	77	32.273	1:02.958	16	1 LAP	1:02.183	77	37.966	1:00.170
26	23.169	1:02.041	77	26.811	1:02.674	69	2 LAPS	1:06.320	77	35.235	1:00.444	26	41.396	1:01.385
63	1 LAP	1:03.534	26	27.073	1:01.275	26	34.506	1:04.929	26	37.450	1:00.426	63	1 LAP	1:01.425
80	1 LAP	1:01.084	63	1 LAP	1:02.101	44	1 LAP	1:05.895	63	1 LAP	1:02.229	44	1 LAP	1:01.866
57	1 LAP	1:03.370	80	1 LAP	1:02.229	63	1 LAP	1:04.411	44	1 LAP	1:03.168	74	1 LAP	1:04.095
71	2 LAPS	1:05.830	57	1 LAP	1:02.749	74	1 LAP	1:06.741	69	2 LAPS	1:05.640	57	1 LAP	1:04.170
27	1 LAP	1:01.232	71	2 LAPS	1:05.247	80	1 LAP	1:04.780	74	1 LAP	1:05.132	69	2 LAPS	1:05.710
92	2 LAPS	1:01.945	27	1 LAP	1:01.135	57	1 LAP	1:02.660	57	1 LAP	1:04.922			
76	1 LAP	59.424				71	2 LAPS	1:04.805	80	1 LAP	1:07.123			
									71	2 LAPS	1:04.536			

Car Nos. 26, 44, 77 & 80 - 30 sec penalty - C.1.1.5 driving in a manner not compatible with general safety  
 Car No. 73 - excluded from the results - C.3.1.1 - Eligibility - Post Race Scrutineering  
 Weather / Track : Cloudy / Dry

Brands Hatch Indy  
 Circuit Length = 1.1986 miles  
 Start: 15:42 End: 16:29

**Pre-66 Touring Cars**  
**RACE 4 - LAP CHART**

Lap 31			Lap 32			Lap 33			Lap 34			Lap 35		
No	Behind	Laptime	No	Behind	Laptime	No	Behind	Laptime	No	Behind	Laptime	No	Behind	Laptime
15		57.723	15		57.670	15		58.088	15		58.001	15		58.111
1	2.875	57.744	1	2.622	57.417	74	2 LAPS	1:02.642	1	1.144	57.204	1	0.942	57.909
76	2 LAPS	59.668	76	2 LAPS	59.233	1	1.941	57.407	74	2 LAPS	1:02.205	63	2 LAPS	1:03.132
71	3 LAPS	1:06.694	23	1 LAP	59.584	57	2 LAPS	1:02.964	57	2 LAPS	1:01.714	44	2 LAPS	1:03.489
27	2 LAPS	1:01.234	6	1 LAP	59.450	69	3 LAPS	1:04.481	76	2 LAPS	59.766	74	2 LAPS	1:02.828
23	1 LAP	1:00.366	91	12.872	58.837	76	2 LAPS	59.216	69	3 LAPS	1:04.575	57	2 LAPS	1:03.067
6	1 LAP	59.028	27	2 LAPS	1:02.357	6	1 LAP	58.978	6	1 LAP	58.393	76	2 LAPS	59.111
91	11.705	57.978	71	3 LAPS	1:06.820	91	14.151	59.367	91	14.048	57.898	6	1 LAP	58.543
92	3 LAPS	1:02.309	7	1 LAP	1:00.254	23	1 LAP	1:00.041	23	1 LAP	59.387	91	14.683	58.746
7	1 LAP	59.794	92	3 LAPS	1:02.971	27	2 LAPS	1:00.689	27	2 LAPS	1:00.860	23	1 LAP	1:00.141
67	1 LAP	59.774	67	1 LAP	59.900	71	3 LAPS	1:04.615	7	1 LAP	1:00.052	69	3 LAPS	1:04.683
79	2 LAPS	1:01.216	79	2 LAPS	1:01.279	7	1 LAP	1:00.302	67	1 LAP	59.981	27	2 LAPS	1:00.577
59	2 LAPS	1:01.619	59	2 LAPS	1:01.293	67	1 LAP	1:00.119	71	3 LAPS	1:06.228	7	1 LAP	1:00.009
19	2 LAPS	1:00.974	73	37.663	59.312	92	3 LAPS	1:02.000	92	3 LAPS	1:02.400	67	1 LAP	1:00.241
73	36.021	59.556	19	2 LAPS	1:01.501	79	2 LAPS	1:01.284	79	2 LAPS	1:01.099	92	3 LAPS	1:02.075
20	1 LAP	1:01.582	20	1 LAP	1:01.464	59	2 LAPS	1:01.372	73	40.944	59.719	79	2 LAPS	1:01.665
35	1 LAP	1:01.274	35	1 LAP	1:01.194	73	39.226	59.651	59	2 LAPS	1:03.225	71	3 LAPS	1:06.025
16	1 LAP	1:01.100	16	1 LAP	1:00.667	19	2 LAPS	1:00.763	19	2 LAPS	1:00.871	73	43.674	1:00.841
77	40.410	1:00.167	77	42.622	59.882	20	1 LAP	1:00.729	20	1 LAP	1:00.423	59	2 LAPS	1:01.179
26	43.938	1:00.265	26	49.473	1:03.205	35	1 LAP	1:01.082	35	1 LAP	1:00.803	19	2 LAPS	1:01.195
63	1 LAP	1:02.226	63	1 LAP	1:01.773	77	45.550	1:01.016	77	48.067	1:00.518	20	1 LAP	1:00.672
44	1 LAP	1:02.016	44	1 LAP	1:01.418	16	1 LAP	1:01.421	16	1 LAP	1:00.992	35	1 LAP	1:00.615
74	1 LAP	1:02.517				63	1 LAP	1:02.163				77	50.757	1:00.801
57	1 LAP	1:02.846				44	1 LAP	1:01.943				16	1 LAP	1:01.208
69	2 LAPS	1:04.517												

Car Nos. 26, 44, 77 & 80 - 30 sec penalty - C.1.1.5 driving in a manner not compatible with general safety  
 Car No. 73 - excluded from the results - C.3.1.1 - Eligibility - Post Race Scrutineering  
 Weather / Track : Cloudy / Dry

Brands Hatch Indy  
 Circuit Length = 1.1986 miles  
 Start: 15:42 End: 16:29

**Pre-66 Touring Cars**  
**RACE 4 - LAP CHART**

Lap 36			Lap 37			Lap 38			Lap 39			Lap 40		
No	Behind	Laptime	No	Behind	Laptime	No	Behind	Laptime	No	Behind	Laptime	No	Behind	Laptime
15		57.692	1		57.636	1		57.682	1		57.967	1		57.417
1	0.069	56.819	15	0.082	57.787	77	1 LAP	1:01.440	15	0.804	58.147	15	0.798	57.411
63	2 LAPS	1:01.857	63	2 LAPS	1:02.516	15	0.624	58.224	20	2 LAPS	1:00.758	19	3 LAPS	1:00.932
76	2 LAPS	59.752	6	1 LAP	58.955	16	2 LAPS	1:01.861	35	2 LAPS	1:01.793	20	2 LAPS	1:00.666
6	1 LAP	58.689	91	16.885	58.833	63	2 LAPS	1:02.677	77	1 LAP	1:01.622	35	2 LAPS	1:00.716
91	15.757	58.766	76	2 LAPS	59.973	6	1 LAP	58.681	16	2 LAPS	1:01.330	77	1 LAP	1:01.144
74	2 LAPS	1:02.993	23	1 LAP	59.719	91	17.670	58.467	71	4 LAPS	1:08.218	16	2 LAPS	1:01.075
57	2 LAPS	1:03.922	74	2 LAPS	1:03.004	76	2 LAPS	1:00.463	6	1 LAP	58.742	71	4 LAPS	1:04.178
23	1 LAP	59.306	57	2 LAPS	1:01.576	74	2 LAPS	1:03.696	91	18.567	58.864	6	1 LAP	58.514
69	3 LAPS	1:03.209	27	2 LAPS	1:00.903	57	2 LAPS	1:03.700	76	2 LAPS	1:00.057	91	19.774	58.624
27	2 LAPS	1:00.520	69	3 LAPS	1:03.673	27	2 LAPS	1:00.511	63	2 LAPS	1:04.180	76	2 LAPS	59.408
7	1 LAP	59.991	7	1 LAP	59.685	7	1 LAP	1:00.410	74	2 LAPS	1:03.214	63	2 LAPS	1:02.314
67	1 LAP	1:00.278	67	1 LAP	1:00.354	69	3 LAPS	1:03.522	57	2 LAPS	1:02.954	27	2 LAPS	1:01.131
44	2 LAPS	1:33.167	44	2 LAPS	1:03.097	67	1 LAP	1:00.053	27	2 LAPS	1:00.390	74	2 LAPS	1:02.597
92	3 LAPS	1:01.436	79	2 LAPS	1:01.806	79	2 LAPS	1:02.086	7	1 LAP	1:00.035	57	2 LAPS	1:03.468
79	2 LAPS	1:00.728	92	3 LAPS	1:02.948	73	50.100	1:00.066	67	1 LAP	1:03.338	7	1 LAP	59.721
73	46.168	1:00.186	73	47.716	59.253	44	2 LAPS	1:03.241	69	3 LAPS	1:05.467	69	3 LAPS	1:04.406
71	3 LAPS	1:04.279	71	3 LAPS	1:04.465	92	3 LAPS	1:03.474	73	51.585	59.452	73	54.858	1:00.690
59	2 LAPS	1:00.554	19	2 LAPS	1:01.314	19	2 LAPS	1:00.682	79	2 LAPS	1:01.746	79	2 LAPS	1:01.305
19	2 LAPS	1:00.588	20	1 LAP	1:01.459				44	2 LAPS	1:02.089			
20	1 LAP	1:00.769	35	1 LAP	1:01.309				92	3 LAPS	1:02.267			
35	1 LAP	1:01.033												
77	54.028	1:00.963												
16	1 LAP	1:00.358												

Car Nos. 26, 44, 77 & 80 - 30 sec penalty - C.1.1.5 driving in a manner not compatible with general safety  
 Car No. 73 - excluded from the results - C.3.1.1 - Eligibility - Post Race Scrutineering  
 Weather / Track : Cloudy / Dry

Brands Hatch Indy  
 Circuit Length = 1.1986 miles  
 Start: 15:42 End: 16:29

**Pre-66 Touring Cars**  
**RACE 4 - LAP CHART**

Lap 41			Lap 42			Lap 43			Lap 44		
No	Behind	Laptime	No	Behind	Laptime	No	Behind	Laptime	No	Behind	Laptime
1		58.099	1		57.269	1		57.978	1		57.859
15	0.713	58.014	69	4 LAPS	1:04.547	15	1.472	57.229	15	0.892	57.279
44	3 LAPS	1:03.236	15	2.221	58.777	73	1 LAP	1:00.387	73	1 LAP	58.497
67	2 LAPS	1:14.444	79	3 LAPS	1:01.427	69	4 LAPS	1:03.829	79	3 LAPS	1:01.695
92	4 LAPS	1:03.088	44	3 LAPS	1:01.336	79	3 LAPS	1:02.107	69	4 LAPS	1:03.576
19	3 LAPS	1:00.528	19	3 LAPS	1:00.317	44	3 LAPS	1:01.901	44	3 LAPS	1:01.778
20	2 LAPS	1:01.784	92	4 LAPS	1:02.406	19	3 LAPS	1:00.345	19	3 LAPS	1:06.186
35	2 LAPS	1:00.505	35	2 LAPS	1:01.841	92	4 LAPS	1:03.387	92	4 LAPS	1:04.290
77	1 LAP	59.976	77	1 LAP	1:02.447	35	2 LAPS	1:01.291	35	2 LAPS	1:01.724
16	2 LAPS	1:00.649	16	2 LAPS	1:01.954	77	1 LAP	1:00.972	77	1 LAP	1:01.154
6	1 LAP	58.400	20	2 LAPS	1:05.268	16	2 LAPS	1:01.149	16	2 LAPS	1:00.932
71	4 LAPS	1:04.673	6	1 LAP	58.260	6	1 LAP	58.914	6	1 LAP	58.448
91	20.104	58.429	91	21.772	58.937	20	2 LAPS	1:05.831	20	2 LAPS	1:06.284
76	2 LAPS	59.418	71	4 LAPS	1:05.438	91	28.586	1:04.792	76	2 LAPS	59.968
63	2 LAPS	1:02.184	76	2 LAPS	1:00.505	76	2 LAPS	1:00.398	71	4 LAPS	1:04.466
27	2 LAPS	1:00.456	63	2 LAPS	1:02.327	71	4 LAPS	1:04.788	63	2 LAPS	1:02.721
74	2 LAPS	1:02.563	27	2 LAPS	1:00.691	63	2 LAPS	1:02.476	7	1 LAP	59.800
7	1 LAP	1:00.883	7	1 LAP	1:00.211	27	2 LAPS	1:00.848	27	2 LAPS	1:00.742
57	2 LAPS	1:02.449	74	2 LAPS	1:02.738	7	1 LAP	59.790	74	2 LAPS	1:02.024
73	56.683	59.924	57	2 LAPS	1:02.651	74	2 LAPS	1:02.597	57	2 LAPS	1:01.768
						57	2 LAPS	1:02.359			

Car Nos. 26, 44, 77 & 80 - 30 sec penalty - C.1.1.5 driving in a manner not compatible with general safety  
 Car No. 73 - excluded from the results - C.3.1.1 - Eligibility - Post Race Scrutineering  
 Weather / Track : Cloudy / Dry

Brands Hatch Indy  
 Circuit Length = 1.1986 miles  
 Start: 15:42 End: 16:29

# 70's Celebration Race

## QUALIFYING - RACE 5 - CLASSIFICATION

POS	NO	CL	NAME	ENTRY	TIME	ON	LAPS	GAP	DIFF	MPH
1	33	2A	Mark BATES	Porsche 911 RSR	52.391	17	17			82.36
2	68	2B	Mark WRIGHT	Ford Escort RS 1800	53.382	9	12	0.991	0.991	80.83
3	11	2A	KJALLGREN / LITTLEJOHN	BMW 3.5 CSL Batmobile	53.925	15	21	1.534	0.543	80.01
4	10	2A	Roger WILLS	BMW 3.5 CSL Batmobile	54.162	11	14	1.771	0.237	79.66
5	30	2D	Mike WRIGLEY	Ford Escort MK1	54.399	11	11	2.008	0.237	79.32
6	20	TCD	WELCH / SWIFT	BMC Mini Cooper	54.712	21	21	2.321	0.313	78.86
7	41	TCA	POCHCIOL P / POCHCIOL T	Ford Capri Group 2	57.678	17	19	5.287	2.966	74.81
8	12	2A	John FITZPATRICK	BMW 3.5 CSL Batmobile	57.694	10	11	5.303	0.016	74.79
9	18	TCB	CLARKSON / WILLIAMS	BMW 2002	59.837	16	24	7.446	2.143	72.11
10	36	TCA	Peter MALLETT	Ford Capri 3.0S	1:01.488	17	19	9.097	1.651	70.17
11	48	GTC	Ian KIRKPATRICK	Lotus Elan Sprint	1:01.719	17	20	9.328	0.231	69.91
12	14	TCB	HALLFORD / CRUDGINGTON	Triumph Dolomite Sprint	1:01.761	5	11	9.370	0.042	69.86
13	40	GTB	ERNST / HIBBERD	Porsche 914/6	1:02.725	18	20	10.334	0.964	68.79

Car No. 41 - requires a working transponder - Q.12.2.1

Weather / Track : Cloudy / Dry

These results are provisional until the conclusion of any judicial and technical matters.

Brands Hatch Indy

Circuit Length = 1.1986 miles

Start: 11:40 End: 12:07

Clerk of Course :		Timekeeper :
-------------------	--	--------------

# 70's Celebration Race

## QUALIFYING - RACE 5 - LAP ANALYSIS

<b>10</b>	<b>Roger WILLS</b>		2A BMW 3.5 CSL Batmobile				
1 -	1:08.072	+ 13.910	11:42:18.336	8 -	1:02.873	+ 8.711	11:53:02.221
2 -	57.969	+ 3.807	11:43:16.305	9 -	54.748	+ 0.586	11:53:56.969
3 -	55.940	+ 1.778	11:44:12.245	10 -	54.887	+ 0.725	11:54:51.856
4 -	55.132	+ 0.970	11:45:07.377	11 -	<b>54.162</b>		<b>11:55:46.018</b>
5 -	54.941	+ 0.779	11:46:02.318	12 -	54.850	+ 0.688	11:56:40.868
6 -	54.654	+ 0.492	11:46:56.972	13 -	54.440	+ 0.278	11:57:35.308
7 -	5:02.376 P	+ 4:08.214	11:51:59.348	14 -	5:41.752 P	+ 4:47.590	12:03:17.060
<b>11</b>	<b>KJALLGREN / LITTLEJOHN</b>		2A BMW 3.5 CSL Batmobile				
1 -	1:07.903	+ 13.978	11:42:24.292	12 -	54.621	+ 0.696	11:56:04.322
2 -	1:02.630	+ 8.705	11:43:26.922	13 -	56.768	+ 2.843	11:57:01.090
3 -	58.791	+ 4.866	11:44:25.713	14 -	54.889	+ 0.964	11:57:55.979
4 -	57.161	+ 3.236	11:45:22.874	15 -	<b>53.925</b>		<b>11:58:49.904</b>
5 -	56.296	+ 2.371	11:46:19.170	16 -	53.953	+ 0.028	11:59:43.857
6 -	56.779	+ 2.854	11:47:15.949	17 -	57.875	+ 3.950	12:00:41.732
7 -	57.574	+ 3.649	11:48:13.523	18 -	54.024	+ 0.099	12:01:35.756
8 -	3:56.891 P	+ 3:02.966	11:52:10.414	19 -	55.199	+ 1.274	12:02:30.955
9 -	1:05.101	+ 11.176	11:53:15.515	20 -	53.948	+ 0.023	12:03:24.903
10 -	56.284	+ 2.359	11:54:11.799	21 -	3:32.928 P	+ 2:39.003	12:06:57.831
11 -	57.902	+ 3.977	11:55:09.701				
<b>12</b>	<b>John FITZPATRICK</b>		2A BMW 3.5 CSL Batmobile				
1 -	1:11.748	+ 14.054	11:42:23.419	7 -	59.756	+ 2.062	11:49:28.483
2 -	1:04.606	+ 6.912	11:43:28.025	8 -	58.775	+ 1.081	11:50:27.258
3 -	1:02.650	+ 4.956	11:44:30.675	9 -	58.409	+ 0.715	11:51:25.667
4 -	1:00.594	+ 2.900	11:45:31.269	10 -	<b>57.694</b>		<b>11:52:23.361</b>
5 -	1:53.817 P	+ 56.123	11:47:25.086	11 -	2:54.415 P	+ 1:56.721	11:55:17.776
6 -	1:03.641	+ 5.947	11:48:28.727				
<b>14</b>	<b>HALLFORD / CRUDGINGTON</b>		TCB Triumph Dolomite Sprint				
1 -	1:10.691	+ 8.930	11:42:28.641	7 -	1:16.756	+ 14.995	11:51:10.586
2 -	1:03.663	+ 1.902	11:43:32.304	8 -	1:05.351	+ 3.590	11:52:15.937
3 -	1:02.167	+ 0.406	11:44:34.471	9 -	1:05.195	+ 3.434	11:53:21.132
4 -	1:02.077	+ 0.316	11:45:36.548	10 -	1:04.680	+ 2.919	11:54:25.812
5 -	<b>1:01.761</b>		<b>11:46:38.309</b>	11 -	9:40.356 P	+ 8:38.595	12:04:06.168
6 -	3:15.521 P	+ 2:13.760	11:49:53.830				
<b>18</b>	<b>CLARKSON / WILLIAMS</b>		TCB BMW 2002				
1 -	1:08.541	+ 8.704	11:42:11.062	13 -	1:07.431	+ 7.594	11:55:41.889
2 -	1:01.958	+ 2.121	11:43:13.020	14 -	1:01.325	+ 1.488	11:56:43.214
3 -	1:00.941	+ 1.104	11:44:13.961	15 -	1:00.515	+ 0.678	11:57:43.729
4 -	1:00.758	+ 0.921	11:45:14.719	16 -	<b>59.837</b>		<b>11:58:43.566</b>
5 -	1:01.405	+ 1.568	11:46:16.124	17 -	1:00.038	+ 0.201	11:59:43.604
6 -	1:00.957	+ 1.120	11:47:17.081	18 -	1:01.312	+ 1.475	12:00:44.916
7 -	1:01.191	+ 1.354	11:48:18.272	19 -	1:00.836	+ 0.999	12:01:45.752
8 -	1:01.082	+ 1.245	11:49:19.354	20 -	1:00.379	+ 0.542	12:02:46.131
9 -	1:01.698	+ 1.861	11:50:21.052	21 -	1:00.231	+ 0.394	12:03:46.362
10 -	1:00.590	+ 0.753	11:51:21.642	22 -	1:00.095	+ 0.258	12:04:46.457
11 -	1:02.116	+ 2.279	11:52:23.758	23 -	1:00.238	+ 0.401	12:05:46.695
12 -	2:10.700 P	+ 1:10.863	11:54:34.458	24 -	1:04.548	+ 4.711	12:06:51.243
<b>20</b>	<b>WELCH / SWIFT</b>		TCD BMC Mini Cooper				
1 -	1:11.542	+ 16.830	11:42:33.298	12 -	1:03.302	+ 8.590	11:54:15.686
2 -	59.011	+ 4.299	11:43:32.309	13 -	56.713	+ 2.001	11:55:12.399
3 -	57.848	+ 3.136	11:44:30.157	14 -	55.475	+ 0.763	11:56:07.874
4 -	57.481	+ 2.769	11:45:27.638	15 -	55.728	+ 1.016	11:57:03.602
5 -	55.589	+ 0.877	11:46:23.227	16 -	55.194	+ 0.482	11:57:58.796
6 -	55.161	+ 0.449	11:47:18.388	17 -	55.000	+ 0.288	11:58:53.796
7 -	55.982	+ 1.270	11:48:14.370	18 -	54.994	+ 0.282	11:59:48.790
8 -	56.051	+ 1.339	11:49:10.421	19 -	1:01.327	+ 6.615	12:00:50.117
9 -	55.023	+ 0.311	11:50:05.444	20 -	1:09.868	+ 15.156	12:01:59.985

Car No. 41 - requires a working transponder - Q.12.2.1

Weather / Track : Cloudy / Dry

Brands Hatch Indy  
Circuit Length = 1.1986 miles  
Start: 11:40 End: 12:07

# 70's Celebration Race

## QUALIFYING - RACE 5 - LAP ANALYSIS

10 -	55.630	+ 0.918	11:51:01.074	21 -	<b>54.712</b>		<b>12:02:54.697</b>
11 -	2:11.310 P	+ 1:16.598	11:53:12.384				
<b>30</b>	<b>Mike WRIGLEY</b>		2D Ford Escort MK1				
1 -	1:05.011	+ 10.612	11:42:13.727	7 -	59.582	+ 5.183	11:49:22.408
2 -	56.516	+ 2.117	11:43:10.243	8 -	58.239	+ 3.840	11:50:20.647
3 -	55.001	+ 0.602	11:44:05.244	9 -	54.703	+ 0.304	11:51:15.350
4 -	54.571	+ 0.172	11:44:59.815	10 -	54.603	+ 0.204	11:52:09.953
5 -	2:23.474 P	+ 1:29.075	11:47:23.289	11 -	<b>54.399</b>		<b>11:53:04.352</b>
6 -	59.537	+ 5.138	11:48:22.826				
<b>33</b>	<b>Mark BATES</b>		2A Porsche 911 RSR				
1 -	1:08.246	+ 15.855	11:42:21.494	10 -	53.870	+ 1.479	11:51:41.621
2 -	1:01.399	+ 9.008	11:43:22.893	11 -	53.285	+ 0.894	11:52:34.906
3 -	56.752	+ 4.361	11:44:19.645	12 -	53.246	+ 0.855	11:53:28.152
4 -	55.336	+ 2.945	11:45:14.981	13 -	2:29.296 P	+ 1:36.905	11:55:57.448
5 -	54.321	+ 1.930	11:46:09.302	14 -	1:00.444	+ 8.053	11:56:57.892
6 -	1:49.874 P	+ 57.483	11:47:59.176	15 -	53.082	+ 0.691	11:57:50.974
7 -	1:01.669	+ 9.278	11:49:00.845	16 -	52.844	+ 0.453	11:58:43.818
8 -	53.524	+ 1.133	11:49:54.369	17 -	<b>52.391</b>		<b>11:59:36.209</b>
9 -	53.382	+ 0.991	11:50:47.751				
<b>36</b>	<b>Peter MALLETT</b>		TCA Ford Capri 3.0S				
1 -	1:12.742	+ 11.254	11:42:20.488	11 -	1:02.170	+ 0.682	11:56:58.498
2 -	5:09.331 P	+ 4:07.843	11:47:29.819	12 -	1:02.740	+ 1.252	11:58:01.238
3 -	1:11.061	+ 9.573	11:48:40.880	13 -	1:01.622	+ 0.134	11:59:02.860
4 -	1:02.872	+ 1.384	11:49:43.752	14 -	1:02.425	+ 0.937	12:00:05.285
5 -	1:02.019	+ 0.531	11:50:45.771	15 -	1:02.549	+ 1.061	12:01:07.834
6 -	1:03.255	+ 1.767	11:51:49.026	16 -	1:02.423	+ 0.935	12:02:10.257
7 -	1:01.838	+ 0.350	11:52:50.864	17 -	<b>1:01.488</b>		<b>12:03:11.745</b>
8 -	1:02.010	+ 0.522	11:53:52.874	18 -	1:02.694	+ 1.206	12:04:14.439
9 -	1:01.866	+ 0.378	11:54:54.740	19 -	1:02.407	+ 0.919	12:05:16.846
10 -	1:01.588	+ 0.100	11:55:56.328				
<b>40</b>	<b>ERNST / HIBBERD</b>		GTB Porsche 914/6				
1 -	1:13.786	+ 11.061	11:42:33.766	11 -	1:04.798	+ 2.073	11:53:49.898
2 -	1:07.815	+ 5.090	11:43:41.581	12 -	2:20.556 P	+ 1:17.831	11:56:10.454
3 -	1:08.643	+ 5.918	11:44:50.224	13 -	1:13.924	+ 11.199	11:57:24.378
4 -	1:13.581	+ 10.856	11:46:03.805	14 -	1:06.758	+ 4.033	11:58:31.136
5 -	1:07.445	+ 4.720	11:47:11.250	15 -	1:05.005	+ 2.280	11:59:36.141
6 -	1:08.401	+ 5.676	11:48:19.651	16 -	1:08.734	+ 6.009	12:00:44.875
7 -	1:07.385	+ 4.660	11:49:27.036	17 -	1:04.100	+ 1.375	12:01:48.975
8 -	1:06.936	+ 4.211	11:50:33.972	18 -	<b>1:02.725</b>		<b>12:02:51.700</b>
9 -	1:05.850	+ 3.125	11:51:39.822	19 -	1:08.197	+ 5.472	12:03:59.897
10 -	1:05.278	+ 2.553	11:52:45.100	20 -	1:07.116	+ 4.391	12:05:07.013
<b>41</b>	<b>POCHCIOL P / POCHCIOL T</b>		TCA Ford Capri Group 2				
1 -	1:06.435	+ 8.757	11:43:21.217	11 -	1:00.101	+ 2.423	11:58:25.855
2 -	1:42.471 P	+ 44.793	11:45:03.688	12 -	58.122	+ 0.444	11:59:23.977
3 -	1:04.206	+ 6.528	11:46:07.894	13 -	58.091	+ 0.413	12:00:22.068
4 -	57.995	+ 0.317	11:47:05.889	14 -	57.831	+ 0.153	12:01:19.899
5 -	57.922	+ 0.244	11:48:03.811	15 -	57.929	+ 0.251	12:02:17.828
6 -	58.444	+ 0.766	11:49:02.255	16 -	58.199	+ 0.521	12:03:16.027
7 -	59.194	+ 1.516	11:50:01.449	17 -	<b>57.678</b>		<b>12:04:13.705</b>
8 -	59.120	+ 1.442	11:51:00.569	18 -	58.156	+ 0.478	12:05:11.861
9 -	5:17.397 P	+ 4:19.719	11:56:17.966	19 -	58.862	+ 1.184	12:06:10.723
10 -	1:07.788	+ 10.110	11:57:25.754				
<b>48</b>	<b>Ian KIRKPATRICK</b>		GTC Lotus Elan Sprint				
1 -	1:12.282	+ 10.563	11:42:18.941	11 -	1:02.425	+ 0.706	11:52:52.281
2 -	1:04.152	+ 2.433	11:43:23.093	12 -	1:02.958	+ 1.239	11:53:55.239
3 -	1:04.034	+ 2.315	11:44:27.127	13 -	1:03.267	+ 1.548	11:54:58.506
4 -	1:03.834	+ 2.115	11:45:30.961	14 -	1:02.749	+ 1.030	11:56:01.255

Car No. 41 - requires a working transponder - Q.12.2.1

Weather / Track : Cloudy / Dry

Brands Hatch Indy  
Circuit Length = 1.1986 miles  
Start: 11:40 End: 12:07

# 70's Celebration Race

## QUALIFYING - RACE 5 - LAP ANALYSIS

5 -	1:02.377	+ 0.658	11:46:33.338	15 -	1:03.016	+ 1.297	11:57:04.271
6 -	1:02.531	+ 0.812	11:47:35.869	16 -	1:02.443	+ 0.724	11:58:06.714
7 -	1:03.784	+ 2.065	11:48:39.653	17 -	<b>1:01.719</b>		<b>11:59:08.433</b>
8 -	1:02.519	+ 0.800	11:49:42.172	18 -	1:02.127	+ 0.408	12:00:10.560
9 -	1:02.430	+ 0.711	11:50:44.602	19 -	1:01.894	+ 0.175	12:01:12.454
10 -	1:05.254	+ 3.535	11:51:49.856	20 -	1:28.874 P	+ 27.155	12:02:41.328
<b>68</b>	<b>Mark WRIGHT</b>			<b>2B Ford Escort RS 1800</b>			
1 -	1:06.299	+ 12.917	11:42:10.912	7 -	1:00.692	+ 7.310	11:49:38.071
2 -	56.739	+ 3.357	11:43:07.651	8 -	53.675	+ 0.293	11:50:31.746
3 -	55.014	+ 1.632	11:44:02.665	9 -	<b>53.382</b>		<b>11:51:25.128</b>
4 -	53.828	+ 0.446	11:44:56.493	10 -	53.827	+ 0.445	11:52:18.955
5 -	54.852	+ 1.470	11:45:51.345	11 -	54.456	+ 1.074	11:53:13.411
6 -	2:46.034 P	+ 1:52.652	11:48:37.379	12 -	53.586	+ 0.204	11:54:06.997


Car No. 41 - requires a working transponder - Q.12.2.1

Weather / Track : Cloudy / Dry

Brands Hatch Indy  
Circuit Length = 1.1986 miles  
Start: 11:40 End: 12:07

# 70's Celebration Race

## RACE 5 - GRID

ROW 7	1:02.725 40 ERNST / HIBBERD	
ROW 6	1:01.719 48 Ian KIRKPATRICK	1:01.761 14 HALLFORD / CRUDGINGTON
ROW 5	59.837 18 CLARKSON / WILLIAMS	1:01.488 36 Peter MALLETT
ROW 4	57.678 41 POCHCIOL P / POCHCIOL T	57.694 12 John FITZPATRICK
ROW 3	54.399 30 Mike WRIGLEY	54.712 20 WELCH / SWIFT
ROW 2	53.925 11 KJALLGREN / LITTLEJOHN	54.162 10 Roger WILLS
ROW 1	52.391 33 Mark BATES	53.382 68 Mark WRIGHT
<b>Pole</b>		
		

Brands Hatch Indy  
Circuit Length = 1.1986 miles

**These results are provisional until the conclusion of any judicial and technical matters.**

Clerk of Course :		Timekeeper :
-------------------	--	--------------

# 70's Celebration Race

## RACE 5 - CLASSIFICATION

POS	NO	CL	NAME	ENTRY	LAPS	TIME	GAP	DIFF	MPH	BEST	ON
1	33	2A	<b>Mark BATES</b>	Porsche 911 RSR	39	36:48.079			76.21	53.050	15
2	30	2D	<b>Mike WRIGLEY</b>	Ford Escort MK1	37	36:48.959	2 laps	2 laps	72.27	55.185	15
3	20	TCD	<b>WELCH / SWIFT</b>	BMC Mini Cooper	37	36:49.432	2 laps	0.473	72.26	55.603	32
4	36	TCA	<b>Peter MALLETT</b>	Ford Capri 3.0S	35	37:33.087	4 laps	2 laps	67.03	1:00.127	19
5	40	GTB	<b>ERNST / HIBBERD</b>	Porsche 914/6	32	37:32.564	7 laps	3 laps	61.29	1:02.182	27
6	18	TCB	<b>CLARKSON / WILLIAMS</b>	BMW 2002	31	37:50.056	8 laps	1 lap	58.92	1:00.408	23

### NOT CLASSIFIED

<i>DNF</i>	68	2B	<b>Mark WRIGHT</b>	Ford Escort RS 1800	35	32:44.823	4 laps		76.86	52.921	15
<i>DNF</i>	14	TCB	<b>CRUDGINGTON / HALLFORD</b>	Triumph Dolomite Sprint	31	33:26.287	8 laps	4 laps	66.67	1:00.945	6
<i>DNF</i>	12	2A	<b>John FITZPATRICK</b>	BMW 3.5 CSL Batmobile	26	25:33.647	13 laps	5 laps	73.15	54.832	10
<i>DNF</i>	41	TCA	<b>Tom POCHCIOL</b>	Ford Capri Group 2	13	15:03.659	26 laps	13 laps	62.07	57.011	2
<i>DNF</i>	10	2A	<b>Roger WILLS</b>	BMW 3.5 CSL Batmobile	2	1:58.159	37 laps	11 laps	73.03	56.072	2
<i>DNF</i>	11	2A	<b>KJALLGREN / LITTLEJOHN</b>	BMW 3.5 CSL Batmobile	0						

### FASTEST LAP

68	2B	<b>Mark WRIGHT</b>	Ford Escort RS 1800	15	52.921	81.53 mph	131.22 kph
33	2A	<b>Mark BATES</b>	Porsche 911 RSR	15	53.050	81.33 mph	130.90 kph
30	2D	<b>Mike WRIGLEY</b>	Ford Escort MK1	15	55.185	78.19 mph	125.83 kph
20	TCD	<b>WELCH / SWIFT</b>	BMC Mini Cooper	32	55.603	77.60 mph	124.89 kph
41	TCA	<b>Tom POCHCIOL</b>	Ford Capri Group 2	2	57.011	75.68 mph	121.80 kph
18	TCB	<b>CLARKSON / WILLIAMS</b>	BMW 2002	23	1:00.408	71.43 mph	114.95 kph
40	GTB	<b>ERNST / HIBBERD</b>	Porsche 914/6	27	1:02.182	69.39 mph	111.67 kph

Weather / Track : Cloudy / Dry

These results are provisional until the conclusion of any judicial and technical matters.

Brands Hatch Indy

Circuit Length = 1.1986 miles

Start: 16:44 End: 17:27

Clerk of Course :		Timekeeper :
-------------------	--	--------------

**70's Celebration Race**  
**RACE 5 - LAP CHART**

Lap 1			Lap 2			Lap 3			Lap 4			Lap 5		
No	Behind	Laptime	No	Behind	Laptime	No	Behind	Laptime	No	Behind	Laptime	No	Behind	Laptime
33		59.995	33		53.954	33		53.226	33		53.296	33		53.528
68	0.952	1:00.947	68	1.335	54.337	68	1.631	53.522	68	1.777	53.442	68	2.447	54.198
10	2.092	1:02.087	10	4.210	56.072	30	6.954	55.873	30	9.301	55.643	40	1 LAP	1:10.483
30	2.209	1:02.204	30	4.307	56.052	12	9.909	56.729	12	12.419	55.806	30	11.218	55.445
20	3.865	1:03.860	12	6.406	56.463	20	11.602	57.215	20	14.455	56.149	12	15.287	56.396
12	3.897	1:03.892	20	7.613	57.702	41	15.931	1:00.868	41	24.329	1:01.694	20	16.830	55.903
41	5.232	1:05.227	41	8.289	57.011	18	23.171	1:01.129	18	30.736	1:00.861	41	29.536	58.735
18	7.967	1:07.962	18	15.268	1:01.255	14	25.562	1:01.349	14	33.899	1:01.633	18	38.208	1:01.000
14	9.488	1:09.483	14	17.439	1:01.905	36	27.402	1:02.101	36	35.333	1:01.227	14	41.387	1:01.016
36	10.330	1:10.325	36	18.527	1:02.151	40	44.857	1:08.611				36	43.084	1:01.279
40	16.179	1:16.174	40	29.472	1:07.247									

Weather / Track : Cloudy / Dry

Brands Hatch Indy  
 Circuit Length = 1.1986 miles  
 Start: 16:44 End: 17:27

**70's Celebration Race**  
**RACE 5 - LAP CHART**

Lap 6			Lap 7			Lap 8			Lap 9			Lap 10		
No	Behind	Laptime	No	Behind	Laptime	No	Behind	Laptime	No	Behind	Laptime	No	Behind	Laptime
33		53.255	33		53.413	33		53.533	33		53.287	33		53.327
68	2.437	53.245	68	2.415	53.391	68	3.261	54.379	68	3.573	53.599	68	3.785	53.539
30	13.846	55.883	30	16.013	55.580	14	1 LAP	1:01.602	18	1 LAP	1:00.921	40	2 LAPS	1:07.369
12	17.893	55.861	12	20.335	55.855	36	1 LAP	1:01.038	14	1 LAP	1:01.144	18	1 LAP	1:00.716
20	20.098	56.523	20	22.443	55.758	30	18.216	55.736	36	1 LAP	1:01.113	14	1 LAP	1:00.970
40	1 LAP	1:09.558	40	1 LAP	1:06.566	12	22.557	55.755	30	20.584	55.655	36	1 LAP	1:00.707
41	35.112	58.831	41	39.809	58.110	20	25.298	56.388	12	24.719	55.449	30	22.787	55.530
18	45.376	1:00.423	18	52.518	1:00.555	41	44.774	58.498	20	28.553	56.542	12	26.224	54.832
14	49.077	1:00.945				40	1 LAP	1:08.241				20	31.386	56.160
36	50.522	1:00.693												

Weather / Track : Cloudy / Dry

Brands Hatch Indy  
 Circuit Length = 1.1986 miles  
 Start: 16:44 End: 17:27

**70's Celebration Race**  
**RACE 5 - LAP CHART**

Lap 11			Lap 12			Lap 13			Lap 14			Lap 15		
No	Behind	Laptime	No	Behind	Laptime	No	Behind	Laptime	No	Behind	Laptime	No	Behind	Laptime
33		53.254	33		54.498	33		53.674	33		53.879	33		53.050
68	3.731	53.200	68	2.975	53.742	68	2.828	53.527	68	2.261	53.312	68	2.132	52.921
18	1 LAP	1:00.905	41	3 LAPS	3:10.562	41	3 LAPS	58.400	40	3 LAPS	1:07.533	40	3 LAPS	1:07.258
30	26.249	56.716	30	27.208	55.457	30	28.859	55.325	30	30.428	55.448	30	32.563	55.185
14	1 LAP	1:01.732	18	1 LAP	1:01.889	12	31.195	55.606	41	3 LAPS	59.093	12	35.459	55.841
40	2 LAPS	1:07.733	12	29.263	55.469	18	1 LAP	1:01.344	12	32.668	55.352	41	3 LAPS	58.700
36	1 LAP	1:01.551	14	1 LAP	1:01.206	14	1 LAP	1:01.335	18	1 LAP	1:00.490	20	49.003	56.224
12	28.292	55.322	36	1 LAP	1:01.225	20	42.920	59.764	20	45.829	56.788	18	1 LAP	1:01.187
20	34.549	56.417	20	36.830	56.779	36	1 LAP	1:02.244	14	1 LAP	1:01.202			
			40	2 LAPS	1:11.275				36	1 LAP	1:00.929			

Weather / Track : Cloudy / Dry

Brands Hatch Indy  
 Circuit Length = 1.1986 miles  
 Start: 16:44 End: 17:27

**70's Celebration Race**  
**RACE 5 - LAP CHART**

Lap 16			Lap 17			Lap 18			Lap 19			Lap 20		
No	Behind	Laptime	No	Behind	Laptime	No	Behind	Laptime	No	Behind	Laptime	No	Behind	Laptime
33		54.057	33		53.495	33		53.563	33		53.409	68		53.048
68	2.050	53.975	68	2.164	53.609	68	1.683	53.082	68	1.313	53.039	20	1 LAP	57.025
14	2 LAPS	1:01.131	18	2 LAPS	1:01.429	20	1 LAP	57.322	40	4 LAPS	1:06.658	40	4 LAPS	1:07.754
36	2 LAPS	1:01.091	14	2 LAPS	1:01.303	18	2 LAPS	1:00.563	20	1 LAP	56.459	18	2 LAPS	1:00.649
40	3 LAPS	1:06.075	36	2 LAPS	1:00.552	14	2 LAPS	1:01.008	18	2 LAPS	1:00.567	36	2 LAPS	1:01.444
30	33.870	55.364	30	36.117	55.742	36	2 LAPS	1:01.649	14	2 LAPS	1:01.198	30	41.933	55.798
12	36.859	55.457	12	38.843	55.479	30	38.093	55.539	36	2 LAPS	1:00.885	12	44.234	55.651
41	3 LAPS	57.930	40	3 LAPS	1:05.621	12	40.786	55.506	30	40.496	55.812			
20	51.482	56.536							12	42.944	55.567			

Weather / Track : Cloudy / Dry

Brands Hatch Indy  
 Circuit Length = 1.1986 miles  
 Start: 16:44 End: 17:27

**70's Celebration Race**  
**RACE 5 - LAP CHART**

Lap 21			Lap 22			Lap 23			Lap 24			Lap 25		
No	Behind	Laptime	No	Behind	Laptime	No	Behind	Laptime	No	Behind	Laptime	No	Behind	Laptime
68		53.334	68		53.063	68		53.456	30		55.456	33		53.234
P33	1 LAP	2:10.387 P	P14	4 LAPS	2:18.169 P	14	4 LAPS	1:09.317	18	2 LAPS	1:00.534	68	5.134	56.500
40	4 LAPS	1:06.313	33	1 LAP	57.549	33	1 LAP	53.141	12	1 LAP	59.409	P36	3 LAPS	2:25.909 P
18	2 LAPS	1:00.566	P20	2 LAPS	2:17.730 P	20	2 LAPS	1:03.420	33	27.667	53.153	P40	5 LAPS	2:25.686 P
36	2 LAPS	1:00.127	18	2 LAPS	1:01.538	18	2 LAPS	1:00.731	P68	29.535	2:15.130 P	14	3 LAPS	1:02.708
30	44.504	55.905	40	4 LAPS	1:08.022	30	50.139	56.267	14	3 LAPS	1:02.818	20	1 LAP	56.198
12	46.154	55.254	30	47.328	55.887	36	2 LAPS	1:01.316	20	1 LAP	56.889	12	53.326	55.538
			36	2 LAPS	1:01.375	40	4 LAPS	1:09.888	18	1 LAP	1:00.408			
						P12	1 LAP	2:09.388 P	12	1:18.689	55.852			
						33	1:20.109	53.246						
						14	3 LAPS	1:02.463						
						20	1 LAP	56.522						

Weather / Track : Cloudy / Dry

Brands Hatch Indy  
 Circuit Length = 1.1986 miles  
 Start: 16:44 End: 17:27

**70's Celebration Race**  
**RACE 5 - LAP CHART**

Lap 26			Lap 27			Lap 28			Lap 29			Lap 30		
No	Behind	Laptime	No	Behind	Laptime	No	Behind	Laptime	No	Behind	Laptime	No	Behind	Laptime
33		53.537	33		53.489	33		53.403	33		53.236	33		53.724
68	4.962	53.365	12	1 LAP	55.918	68	5.126	53.800	68	5.243	53.353	14	4 LAPS	1:02.283
P30	1 LAP	2:23.118 P	68	4.729	53.256	30	1 LAP	56.177	40	6 LAPS	1:03.632	68	5.176	53.657
36	3 LAPS	1:05.666	30	1 LAP	59.739	20	1 LAP	57.005	30	1 LAP	55.966	40	6 LAPS	1:04.888
14	3 LAPS	1:02.978	P18	3 LAPS	2:24.413 P	36	3 LAPS	1:01.243	20	1 LAP	55.622	30	1 LAP	55.822
20	1 LAP	58.199	36	3 LAPS	1:00.637	14	3 LAPS	1:02.064	36	3 LAPS	1:00.272	20	1 LAP	55.837
40	5 LAPS	1:15.570	20	1 LAP	56.144									
			14	3 LAPS	1:02.077									
			40	5 LAPS	1:04.974									

Weather / Track : Cloudy / Dry

Brands Hatch Indy  
 Circuit Length = 1.1986 miles  
 Start: 16:44 End: 17:27

**70's Celebration Race**  
**RACE 5 - LAP CHART**

Lap 31			Lap 32			Lap 33			Lap 34			Lap 35		
No	Behind	Laptime	No	Behind	Laptime	No	Behind	Laptime	No	Behind	Laptime	No	Behind	Laptime
33		53.995	33		53.431	33		53.265	33		53.519	33		53.907
68	4.601	53.420	68	4.327	53.157	68	4.522	53.460	20	2 LAPS	55.603	20	2 LAPS	55.960
36	4 LAPS	1:01.748	36	4 LAPS	1:00.622	36	4 LAPS	1:00.715	68	4.208	53.205	68	4.914	54.613
14	4 LAPS	1:02.258	14	4 LAPS	1:02.555	14	4 LAPS	1:01.987	36	4 LAPS	1:01.022	40	7 LAPS	1:05.137
P18	6 LAPS	3:32.332 P	30	1 LAP	56.239	30	1 LAP	56.038	14	4 LAPS	1:02.163	36	4 LAPS	1:01.200
30	1 LAP	55.801	18	6 LAPS	1:10.471	18	6 LAPS	1:01.048	P30	1 LAP	1:13.380 P	14	4 LAPS	1:02.285
40	6 LAPS	1:04.979	40	6 LAPS	1:03.528	40	6 LAPS	1:02.182	18	6 LAPS	1:00.614			
20	1 LAP	55.715	20	1 LAP	55.734									

Weather / Track : Cloudy / Dry

Brands Hatch Indy  
 Circuit Length = 1.1986 miles  
 Start: 16:44 End: 17:27

**70's Celebration Race**  
**RACE 5 - LAP CHART**

Lap 36			Lap 37			Lap 38			Lap 39		
No	Behind	Laptime	No	Behind	Laptime	No	Behind	Laptime	No	Behind	Laptime
33		54.504	33		55.090	33		1:00.522	33		1:18.054
30	2 LAPS	1:00.182	30	2 LAPS	55.548	30	2 LAPS	59.513	30	2 LAPS	1:17.934
20	2 LAPS	55.825	20	2 LAPS	55.663	20	2 LAPS	58.249	20	2 LAPS	1:17.603
18	7 LAPS	1:02.035	18	7 LAPS	1:01.418	40	7 LAPS	1:11.583	40	7 LAPS	1:15.435
40	7 LAPS	1:09.666	40	7 LAPS	1:06.925	36	4 LAPS	1:04.180	36	4 LAPS	1:09.749
36	4 LAPS	1:02.699	36	4 LAPS	1:02.403				P18	8 LAPS	3:10.103 P

Weather / Track : Cloudy / Dry

Brands Hatch Indy  
 Circuit Length = 1.1986 miles  
 Start: 16:44 End: 17:27